



US00D391871S

United States Patent [19]
Brzezinski

[11] **Patent Number: Des. 391,871**

[45] **Date of Patent: **Mar. 10, 1998**

[54] **WATCH AND STRAP**

D. 379,940 6/1997 Riley D11/3
D. 380,161 6/1997 Riley D10/30

[76] **Inventor: Janet G. Brzezinski, P.O. Box 434
Tranquillity Rd., Middlebury, Conn.
06762**

Primary Examiner—Nelson C. Holtje
Attorney, Agent, or Firm—Paul R. Juhasz

[**] **Term: 14 Years**

[57] **CLAIM**

[21] **Appl. No.: 71,656**

The ornamental design for a “watch and strap”, as shown and described.

[22] **Filed: Jun. 5, 1997**

DESCRIPTION

[51] **LOC (6) Cl. 10-02**

FIG. 1 is a perspective elevational view of a “watch and strap”;

[52] **U.S. Cl. D10/32**

FIG. 2 is a top plan view thereof;

[58] **Field of Search D10/1-40, 122-132;**

FIG. 3 is a right side elevational view thereof;

D11/3-25; 63/1.1, 3, 5, 11; 368/276-277,
280-282, 285

FIG. 4 bottom plan view thereof;

FIG. 5 is a left side elevational view thereof;

[56] **References Cited**

FIG. 6 is an end elevational view thereof; and,

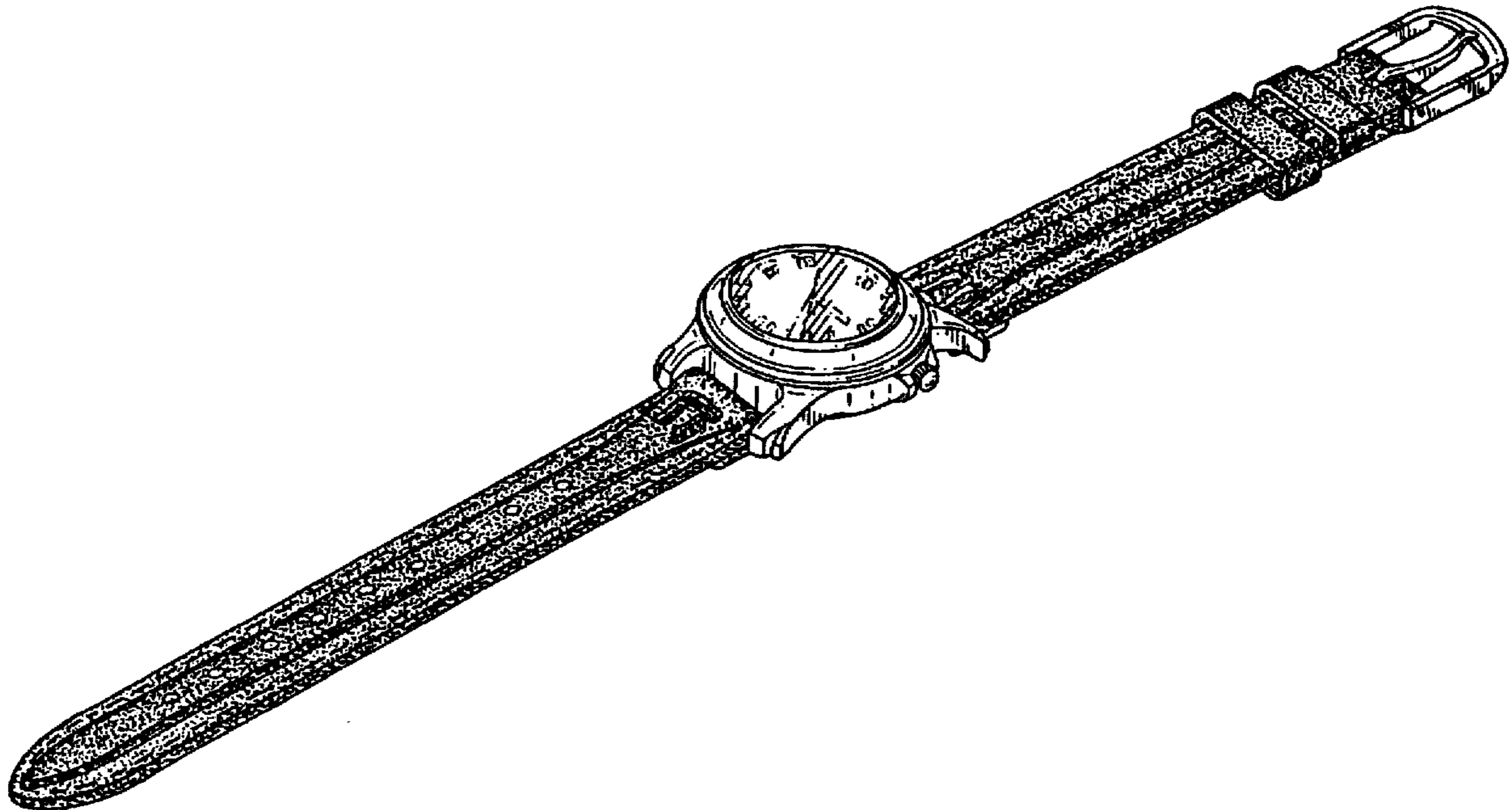
U.S. PATENT DOCUMENTS

FIG. 7 is the other end elevational view thereof.

D. 73,647 10/1927 Dinstman D11/3 X
D. 306,981 4/1990 Bettelini D11/3
D. 369,750 5/1996 Riley D10/30

The broken line showing of a watch dial is for illustrative purposes only and forms no part of the claimed design.

1 Claim, 2 Drawing Sheets



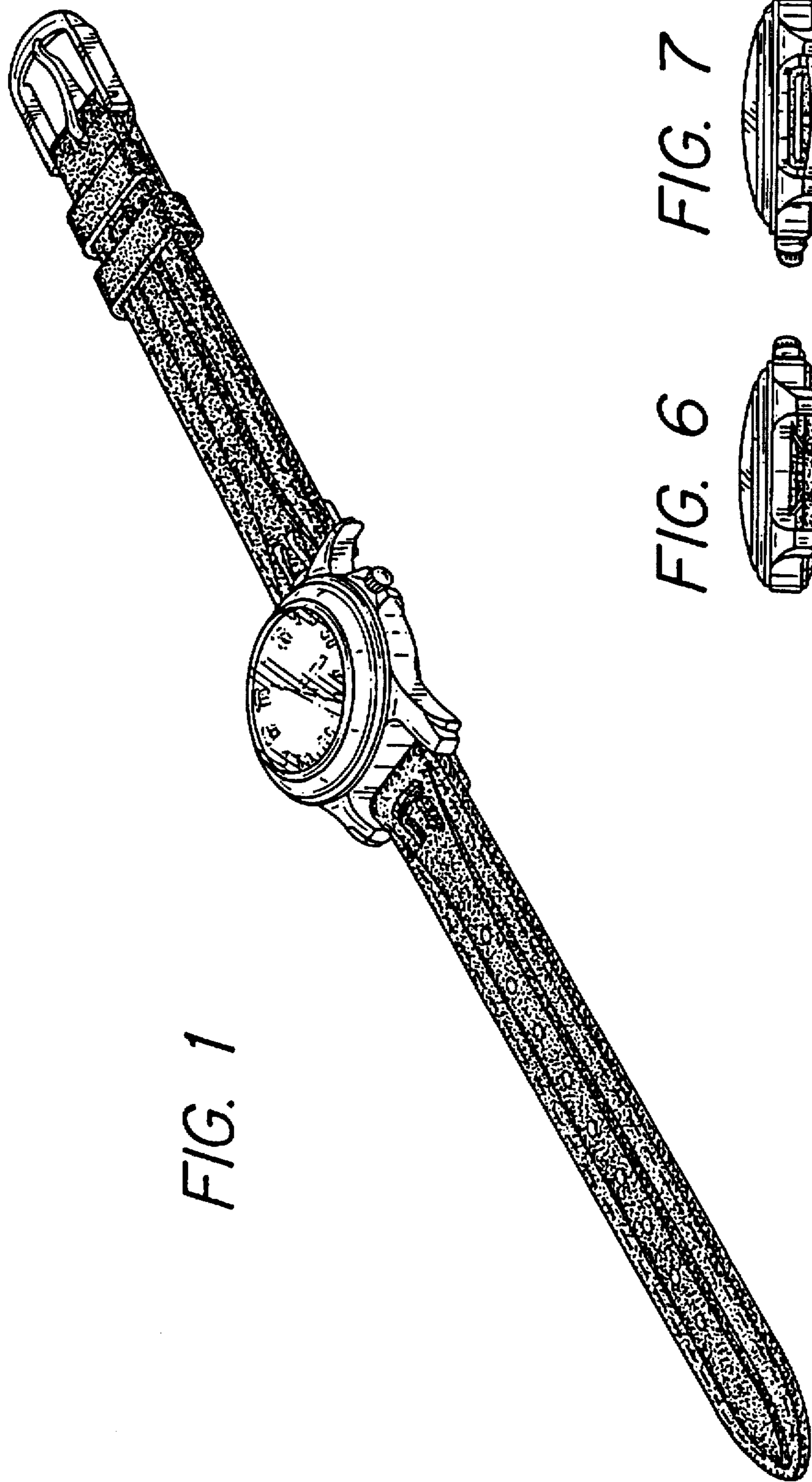


FIG. 1

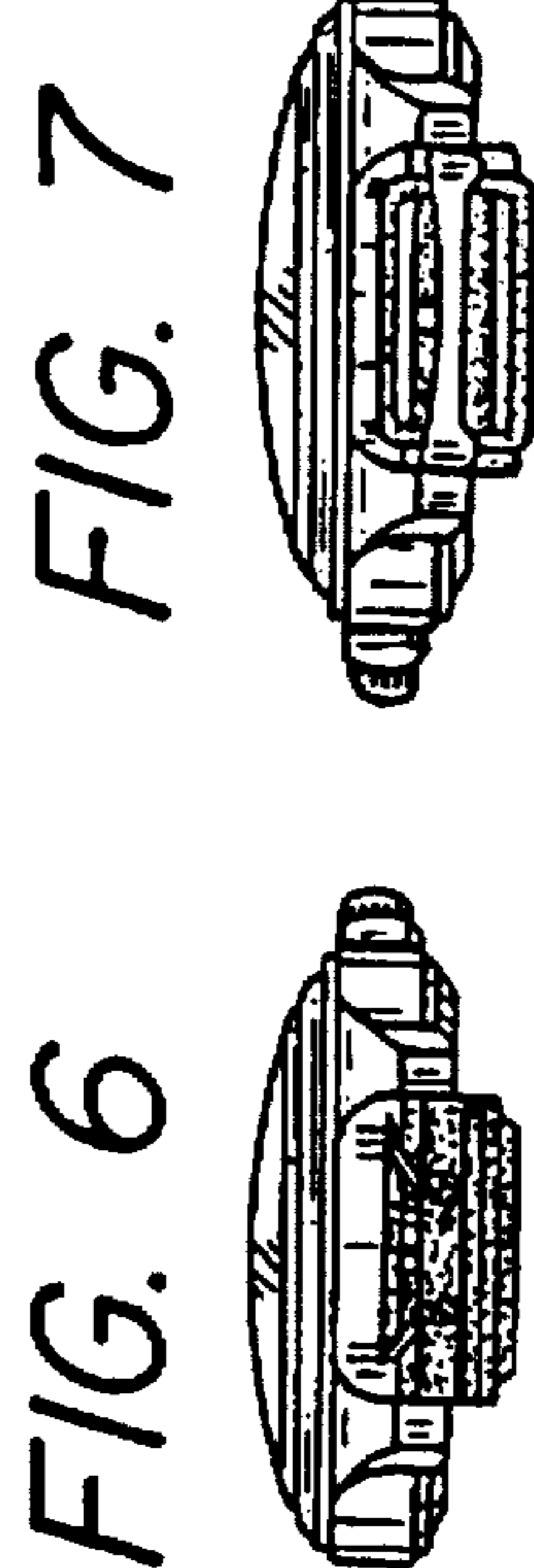


FIG. 6

FIG. 7




FIG. 2



FIG. 3




FIG. 4



FIG. 5