



US00D391870S

United States Patent [19]
Brzezinski

[11] **Patent Number: Des. 391,870**
[45] **Date of Patent: **Mar. 10, 1998**

[54] **WATCH AND STRAP**

[76] **Inventor: Janet G. Brzezinski, P.O. Box 434
Tranquility Rd., Middlebury, Conn.
06762**

[**] **Term: 14 Years**

[21] **Appl. No.: 71,643**

[22] **Filed: Jun. 5, 1997**

[51] **LOC (6) Cl. 10-02**

[52] **U.S. Cl. D10/32**

[58] **Field of Search D10/1-40, 122-132;
D11/3-25; 63/1.1, 3, 5, 11; 368/276-277,
280-282, 285**

[56] **References Cited**

U.S. PATENT DOCUMENTS

- D. 151,363 10/1948 Katz D11/4
- D. 156,359 12/1949 McFarland D11/4
- D. 172,702 7/1954 Bucholtz D11/3 X
- D. 329,611 9/1992 Burgener D10/30
- 3,992,870 11/1976 Dekel 368/291 X

OTHER PUBLICATIONS

Swiss Watch & Jewelry Journal—Feb. 1982—p. 250—
Watch at bottom.

Primary Examiner—Nelson C. Holtje
Attorney, Agent, or Firm—Paul R. Juhasz

[57] **CLAIM**

The ornamental design for a “watch and strap”, as shown
and described.

DESCRIPTION

FIG. 1 is a perspective elevational view of a “watch and
strap”;

FIG. 2 is a top plan view thereof;

FIG. 3 is a right side elevational view thereof;

FIG. 4 is a bottom plan view thereof;


FIG. 5 is a left side elevational view thereof;

FIG. 6 is an end elevational view thereof; and,

FIG. 7 is the other end elevational view thereof.

The broken line showing of a watch dial is for illustrative
purposes only and forms no part of the claimed design.

1 Claim, 2 Drawing Sheets



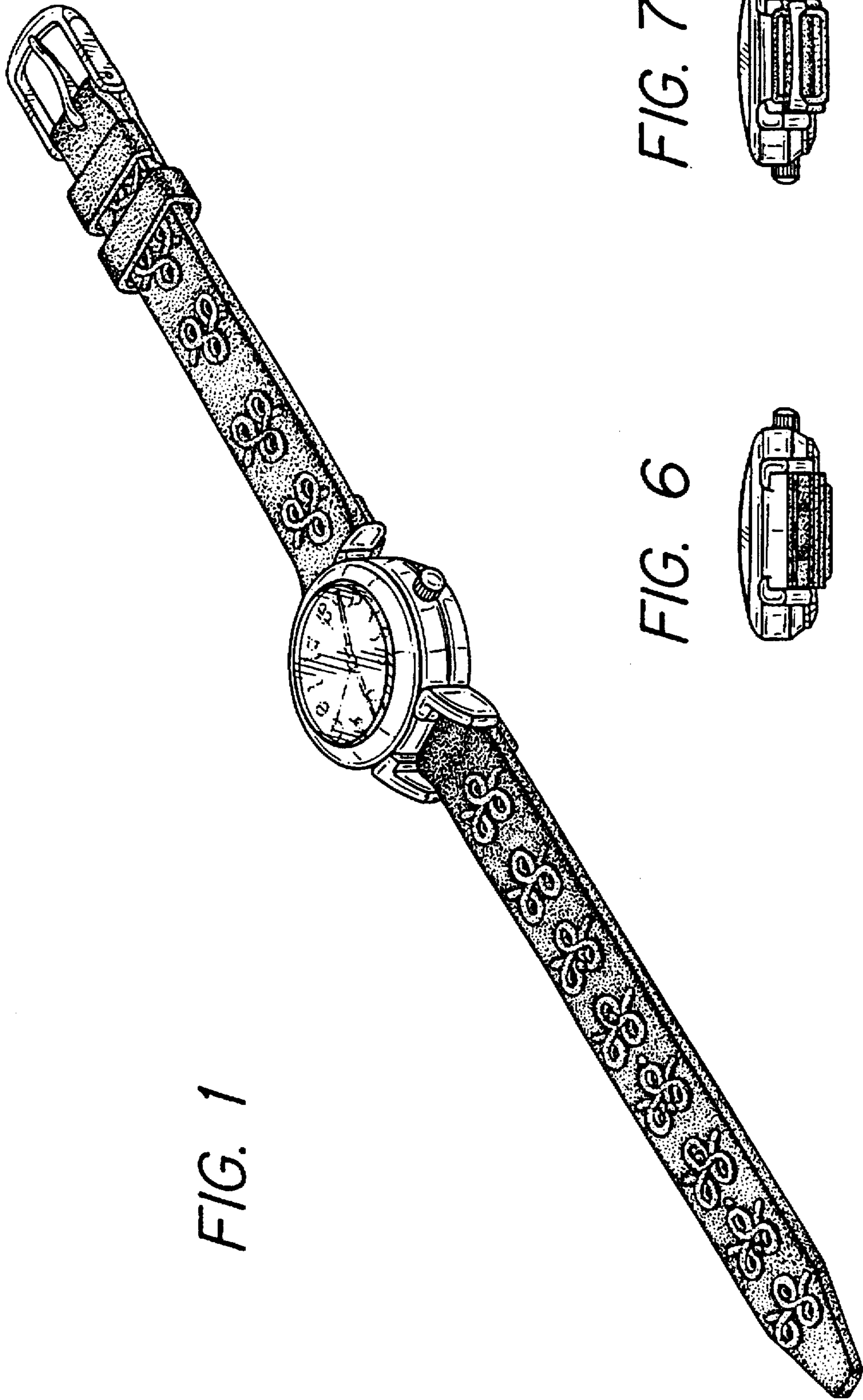


FIG. 7

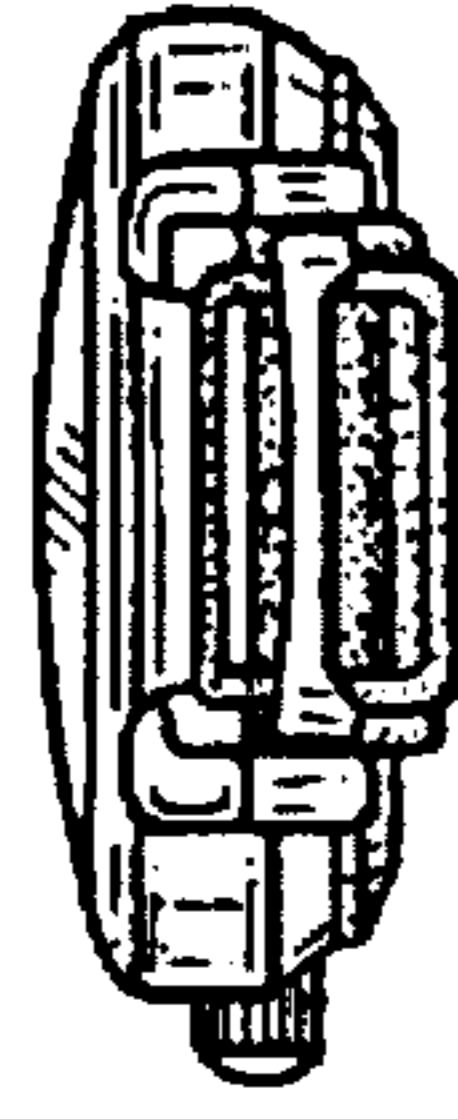



FIG. 6



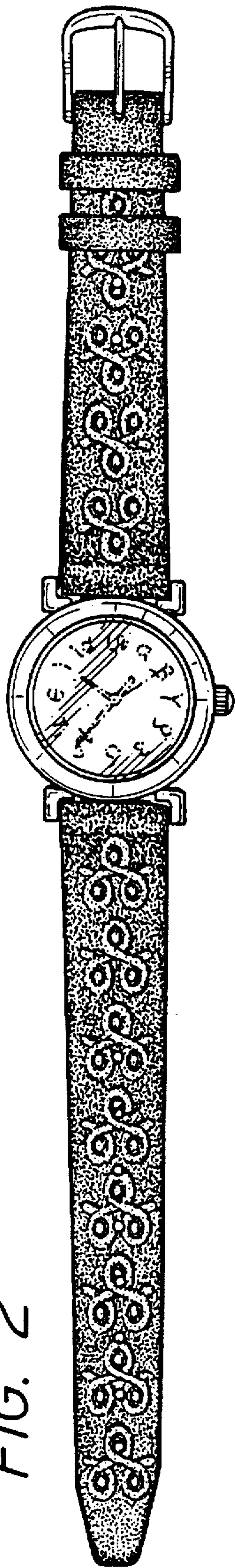


FIG. 2

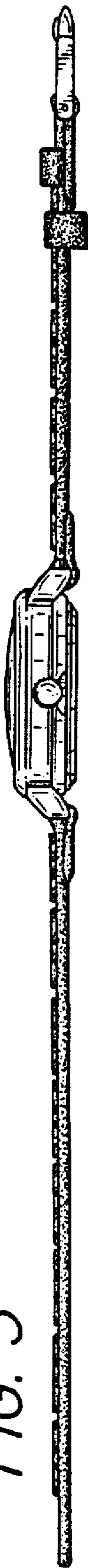


FIG. 3




FIG. 4




FIG. 5