

US00D391868S

United States Patent [19]
Brzezinski

[11] **Patent Number: Des. 391,868**
[45] **Date of Patent: **Mar. 10, 1998**

[54] **WATCH AND BRACELET**

[75] **Inventor: Janet G. Brzezinski**, Middlebury, Conn.

[73] **Assignee: Timex Corp.**, Middlebury, Conn.

[**] **Term: 14 Years**

[21] **Appl. No.: 71,641**

[22] **Filed: Jun. 5, 1997**

[51] **LOC (6) Cl. 10-02**

[52] **U.S. Cl. D10/32; D10/30**

[58] **Field of Search D10/1-40, 122-132; D11/3-25; 63/1.1, 3, 5, 11; 368/276-277, 280-282, 285**

[56] **References Cited**

U.S. PATENT DOCUMENTS

- D. 158,918 6/1950 Winn D10/32
- D. 169,651 5/1953 Augenstein D11/24
- D. 329,611 9/1992 Burgener D10/30

- D. 340,879 11/1993 French D11/6
- D. 374,402 10/1996 Lassigne D10/32
- 1,898,402 2/1933 Smith D10/32 X

Primary Examiner—Nelson C. Holtje
Attorney, Agent, or Firm—Paul R. Juhasz

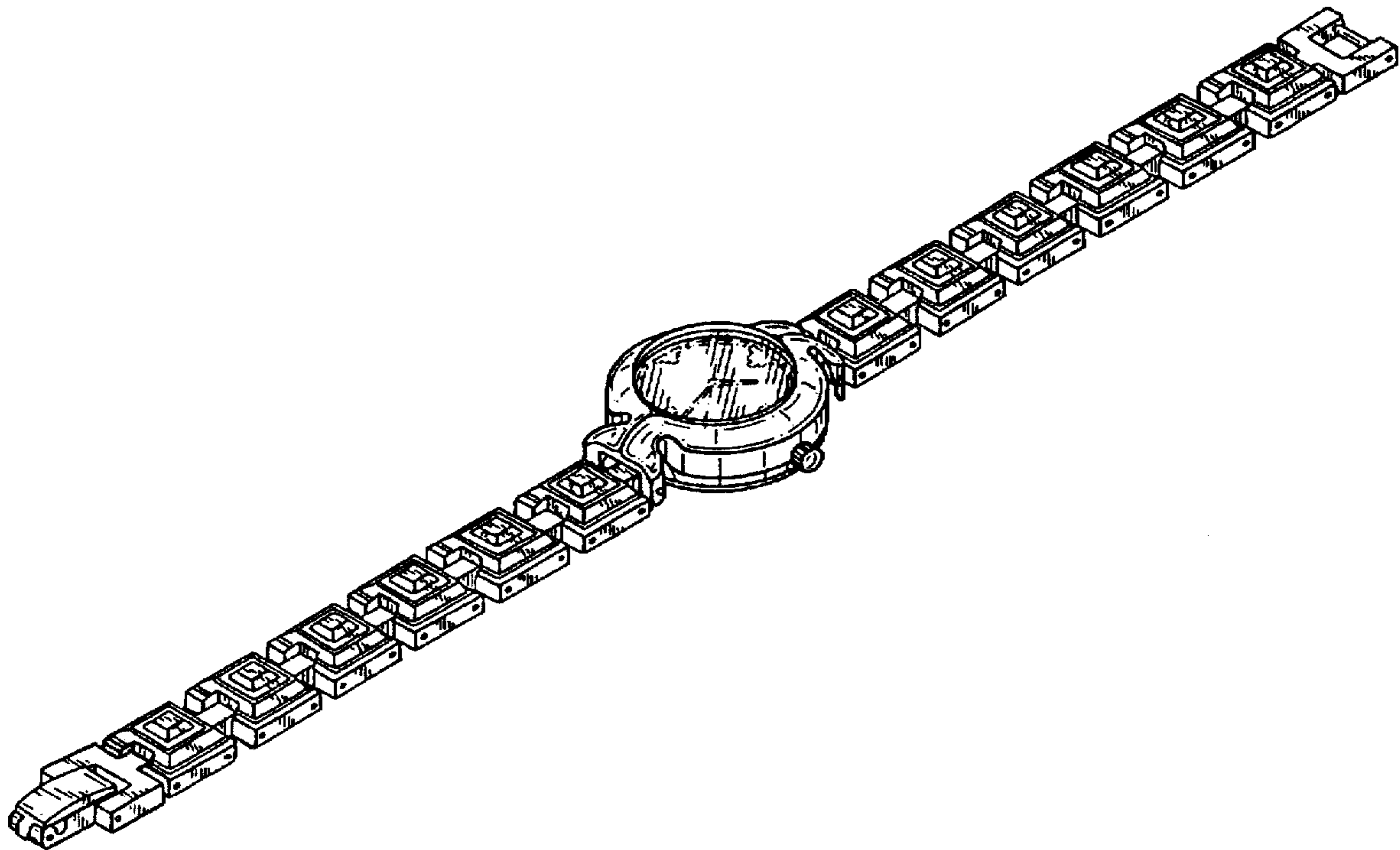
[57] **CLAIM**

The ornamental design for a “watch and bracelet”, as shown and described.

DESCRIPTION

FIG. 1 is a perspective elevational view of a “watch and bracelet”;
FIG. 2 is a top plan view thereof;
FIG. 3 is a right side elevational view thereof;
FIG. 4 is a bottom plan view thereof;
FIG. 5 is a left side elevational view thereof;
FIG. 6 is an end elevational view thereof; and,
FIG. 7 is the other end elevational view thereof.
The broken line showing of a watch dial is for illustrative purposes only and forms no part of the claimed design.

1 Claim, 2 Drawing Sheets



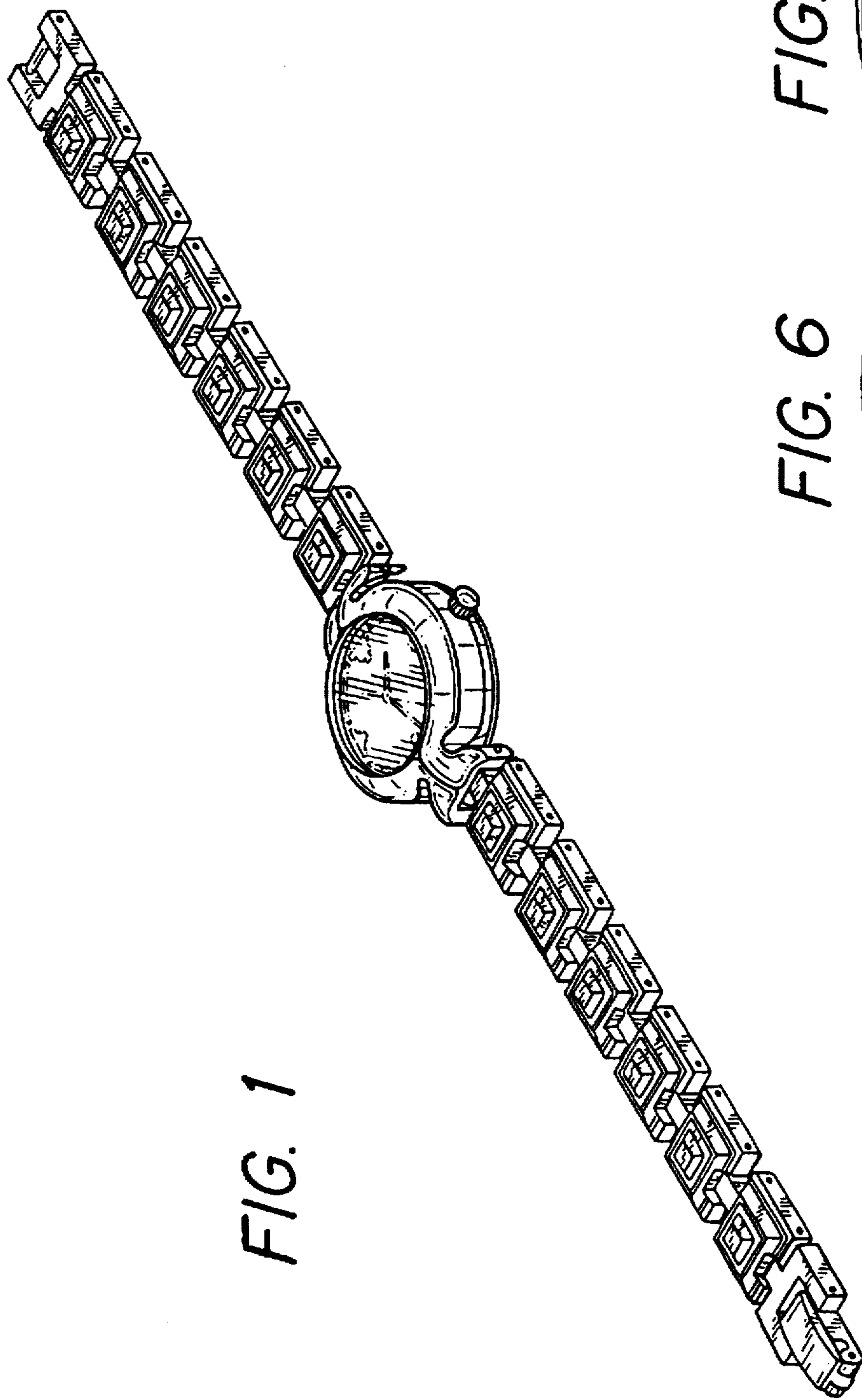


FIG. 1

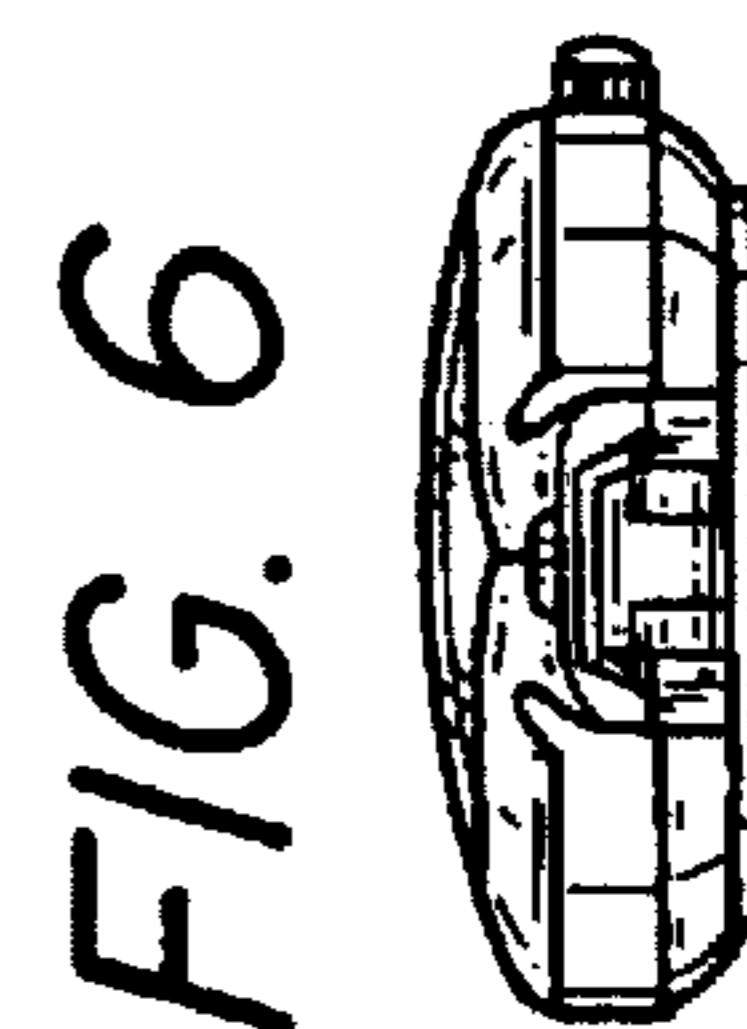


FIG. 6

FIG. 7

FIG. 2




FIG. 3



FIG. 4




FIG. 5

