

US00D391865S

United States Patent [19]
Brzezinski

[11] **Patent Number: Des. 391,865**
[45] **Date of Patent: **Mar. 10, 1998**

[54] **WATCH AND STRAP**

D. 329,611 9/1992 Burgener D10/30
D. 379,940 6/1997 Riley D11/3

[75] **Inventor: Janet G. Brzezinski, Middlebury, Conn.**

Primary Examiner—Nelson C. Holtje
Attorney, Agent, or Firm—Paul R. Juhasz

[73] **Assignee: Timex Corp., Middlebury, Conn.**

[57] **CLAIM**

[**] **Term: 14 Years**

The ornamental design for a "watch and strap", as shown and described.

[21] **Appl. No.: 71,624**

DESCRIPTION

[22] **Filed: Jun. 5, 1997**

FIG. 1 is a perspective elevational view of a "watch and strap";

[51] **LOC (6) Cl. 10-02**

FIG. 2 is a top plan view thereof;

[52] **U.S. Cl. D10/32; D10/30**

FIG. 3 is a right side elevational view thereof;

[58] **Field of Search D10/1-40, 122-132;**

FIG. 4 is a bottom plan view thereof;

D11/3-25; 63/1.1, 3, 5, 11; 368/276-277, 280-282, 285

FIG. 5 is a left side elevational view thereof;

FIG. 6 is an end elevational view thereof; and,

[56] **References Cited**

FIG. 7 is the other end elevational view thereof.

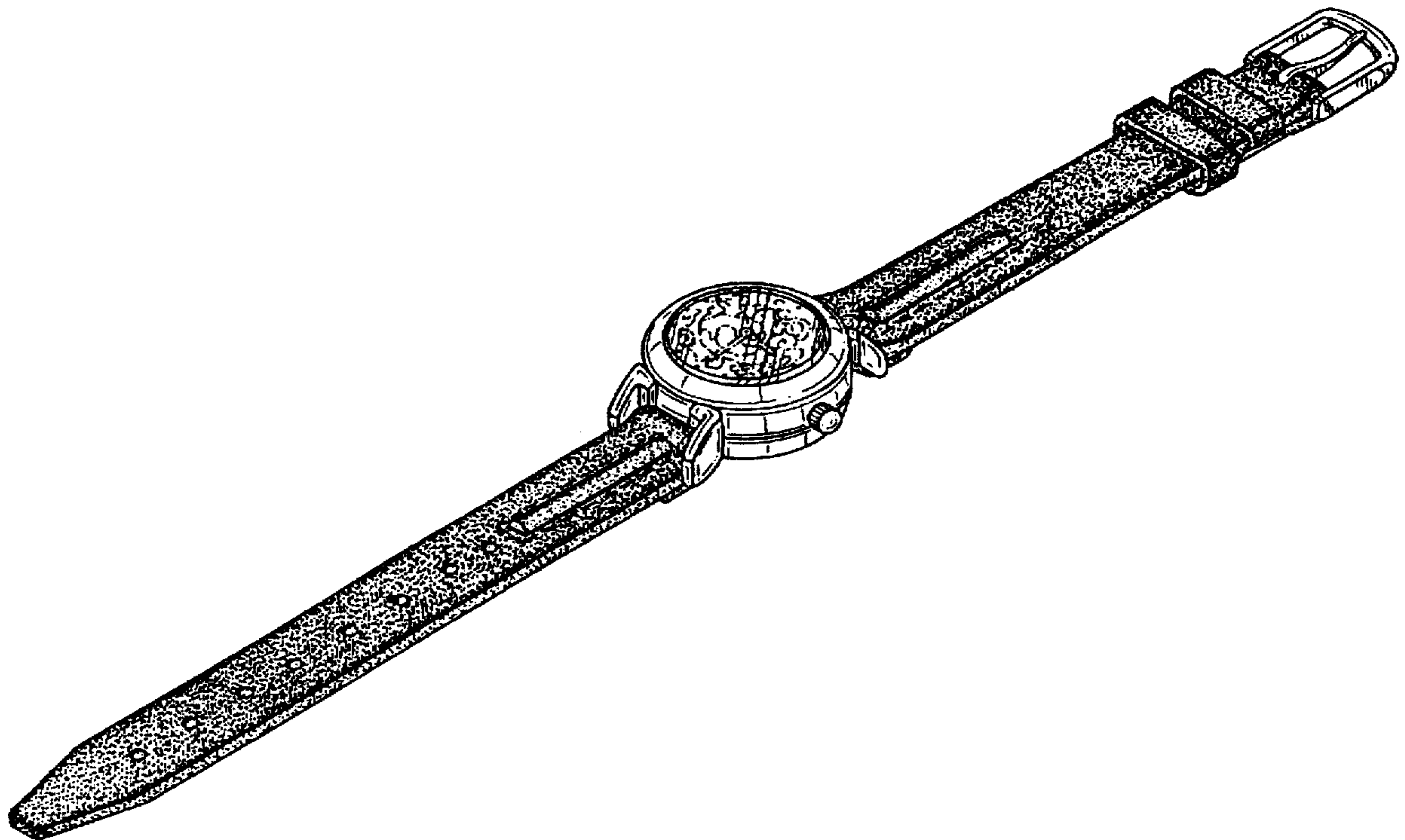
U.S. PATENT DOCUMENTS

The broken line showing of a watch dial is for illustrative purposes only and forms no part of the claimed design.

D. 256,788 9/1980 Hofman D11/3

D. 324,343 3/1992 Tse D10/32

1 Claim, 2 Drawing Sheets



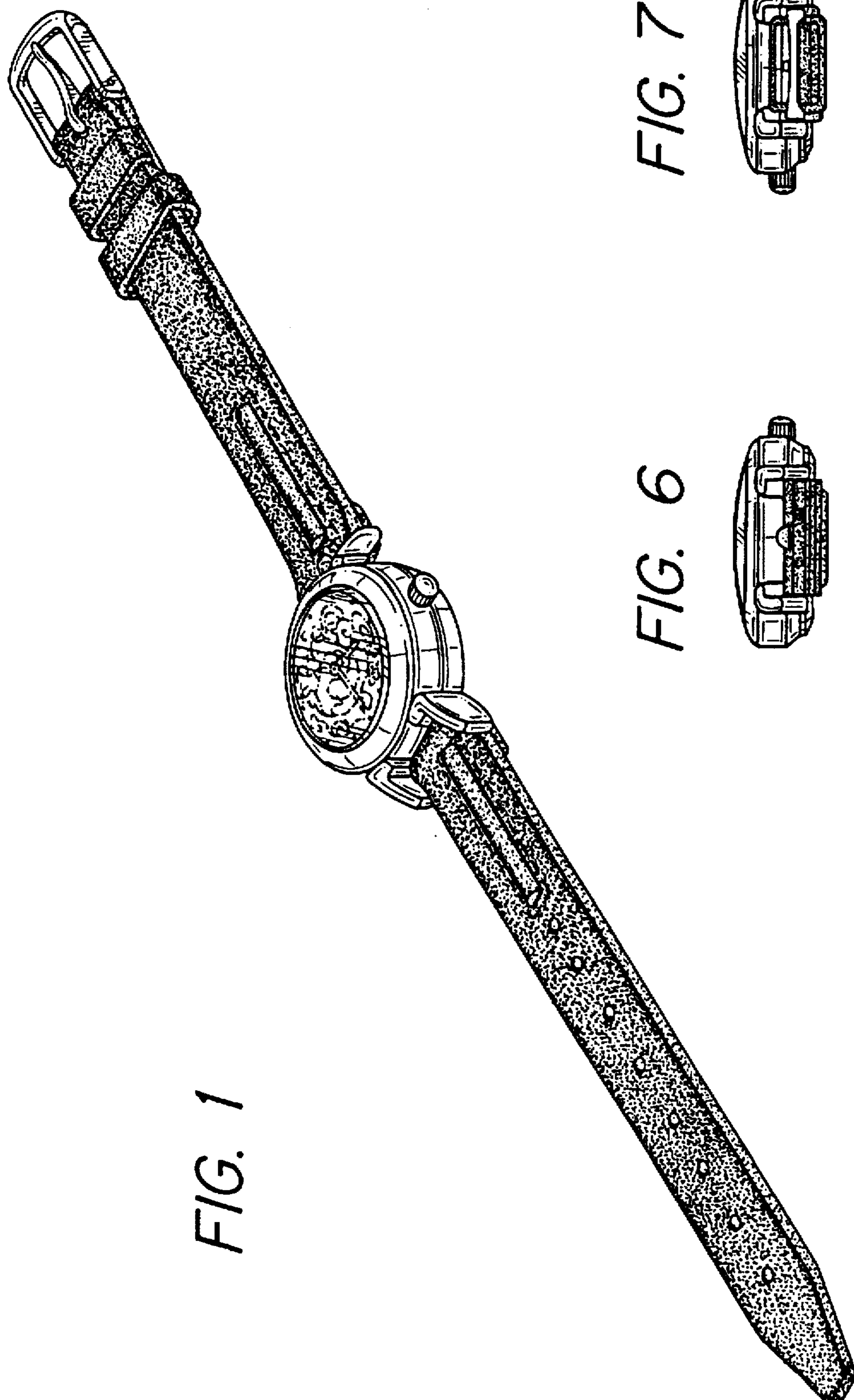


FIG. 1

FIG. 6

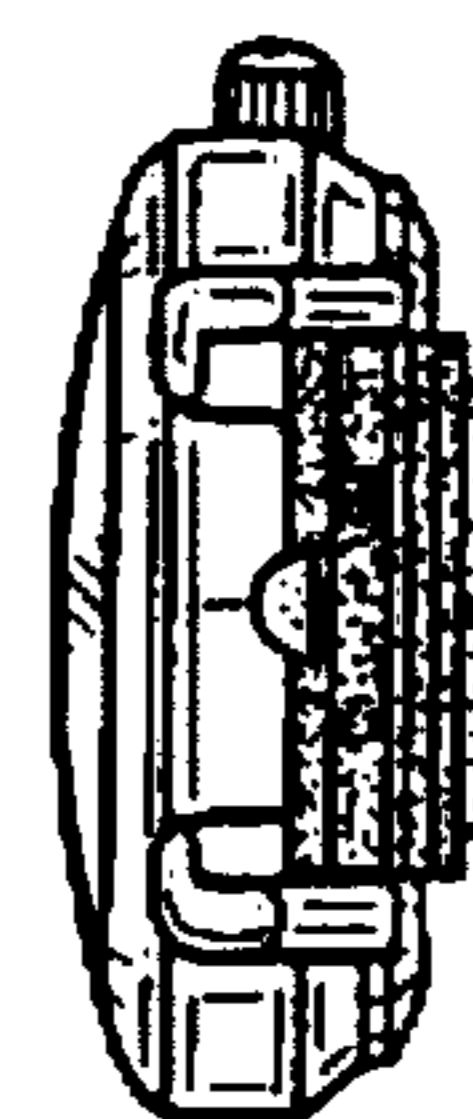
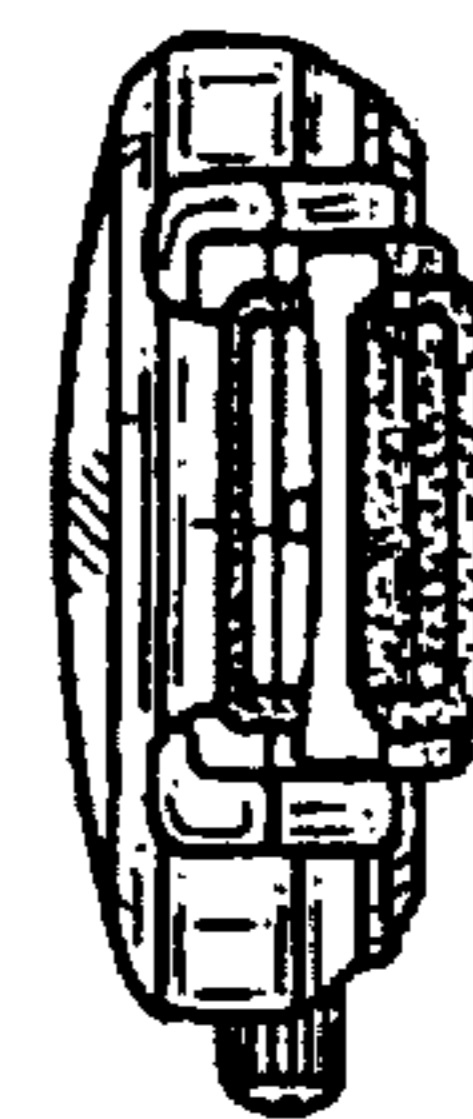


FIG. 7



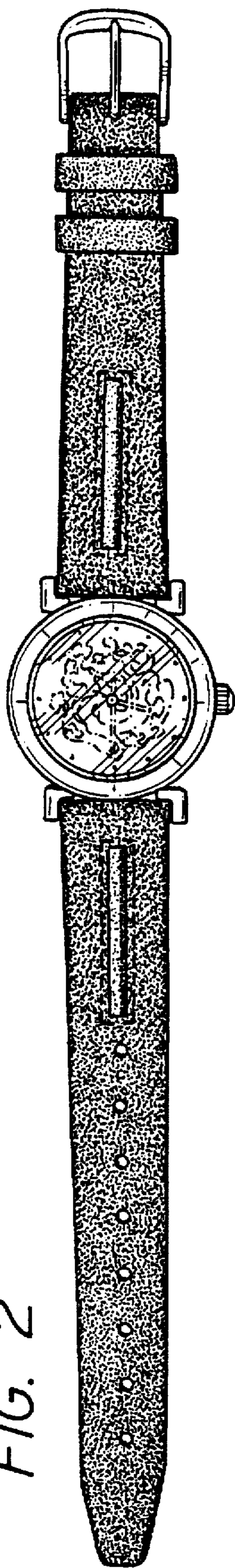


FIG. 2

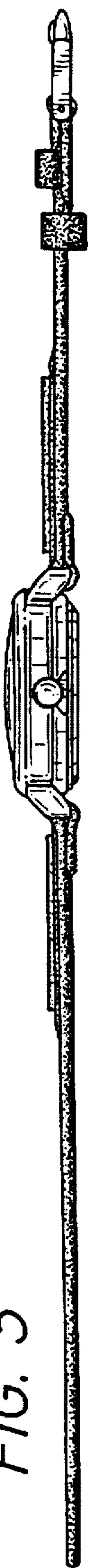


FIG. 3




FIG. 4

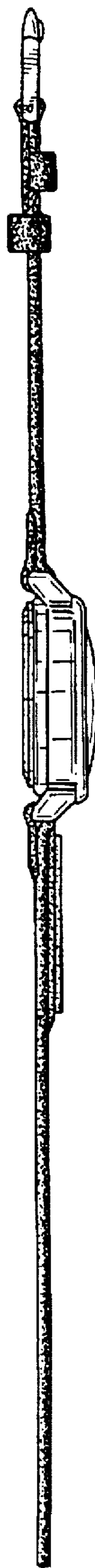


FIG. 5