

US00D391862S

United States Patent [19]

Sugisawa et al.

[11] Patent Number: **Des. 391,862**

[45] Date of Patent: ****Mar. 10, 1998**

[54] WATCH CASE

[75] Inventors: **Akihiro Sugisawa**, Fussa; **Takashi Nikaido**, Ome, both of Japan

[73] Assignee: **Casio Computer Co., Ltd.**, Tokyo, Japan

[**] Term: **14 Years**

[21] Appl. No.: **71,000**

[22] Filed: **May 19, 1997**

[51] LOC (6) Cl. **10-02**

[52] U.S. Cl. **D10/30; D10/38**

[58] Field of Search **D10/1-40, 122-132; 368/280-282, 276-277, 28-30, 285, 239-242, 82-84, 41-44**

[56] **References Cited**

U.S. PATENT DOCUMENTS

D. 313,941 1/1991 Wakamatsu D10/38

D. 314,709 2/1991 Braun D10/30
D. 369,752 5/1996 Houlihan D10/38
D. 370,639 6/1996 Morishima D10/38

Primary Examiner—Nelson C. Holtje
Attorney, Agent, or Firm—Frishauf, Holtz, Goodman, Langer & Chick

[57] **CLAIM**

The ornamental design for a watch case, as shown.

DESCRIPTION

FIG. 1 is a front elevational view of a watch case showing our new design;
FIG. 2 is a right side elevational view thereof;
FIG. 3 is a left side elevational view thereof;
FIG. 4 is a top plan view thereof;
FIG. 5 is a bottom plan view thereof;
FIG. 6 is a rear elevational view thereof; and,
FIG. 7 is a perspective view thereof.

1 Claim, 2 Drawing Sheets




FIG. 4




FIG. 3




FIG. 1




FIG. 2

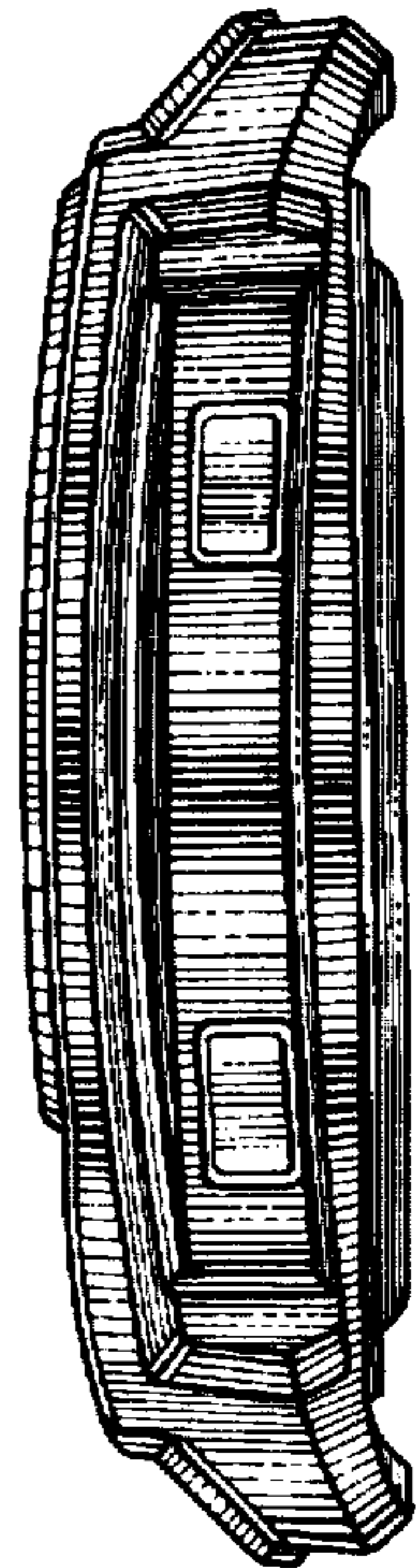



FIG. 5






FIG. 6




FIG. 7