



US00D391851S

United States Patent [19]
Joergensen

[11] **Patent Number: Des. 391,851**
[45] **Date of Patent: **Mar. 10, 1998**

[54] **BAG CLIP**

[75] **Inventor: Carsten Joergensen, Kriens, Switzerland**

[73] **Assignee: PI-Design AG, Triengen, Switzerland**

[**] **Term: 14 Years**

[21] **Appl. No.: 46,026**

[22] **Filed: Nov. 6, 1995**

[30] **Foreign Application Priority Data**

Sep. 22, 1995 [DK] Denmark MA 0901 1995

[51] **LOC (6) Cl. 09-07**

[52] **U.S. Cl. D9/434**

[58] **Field of Search D9/434, 443, 499; D8/394, 395; D13/125; D19/65; 24/30.5 P, 30.5 R, 543**

[56] **References Cited**

U.S. PATENT DOCUMENTS

D. 185,959 8/1959 Schroeder D13/125 X
D. 305,989 2/1990 Fohrman D9/434
D. 317,571 6/1991 Henriksson D9/443

D. 333,786 3/1993 Carroll D9/434 X
5,152,034 10/1992 Konings et al. 24/30.5 R
5,546,638 8/1996 Chiodaroli 24/67.9

FOREIGN PATENT DOCUMENTS

27777 10/1914 United Kingdom 24/253
2030634 4/1980 United Kingdom 24/30.5 R

Primary Examiner—James Gandy
Assistant Examiner—Cathron B. Matta
Attorney, Agent, or Firm—Merchant, Gould, Smith, Edell, Welter & Schmidt, P.A.

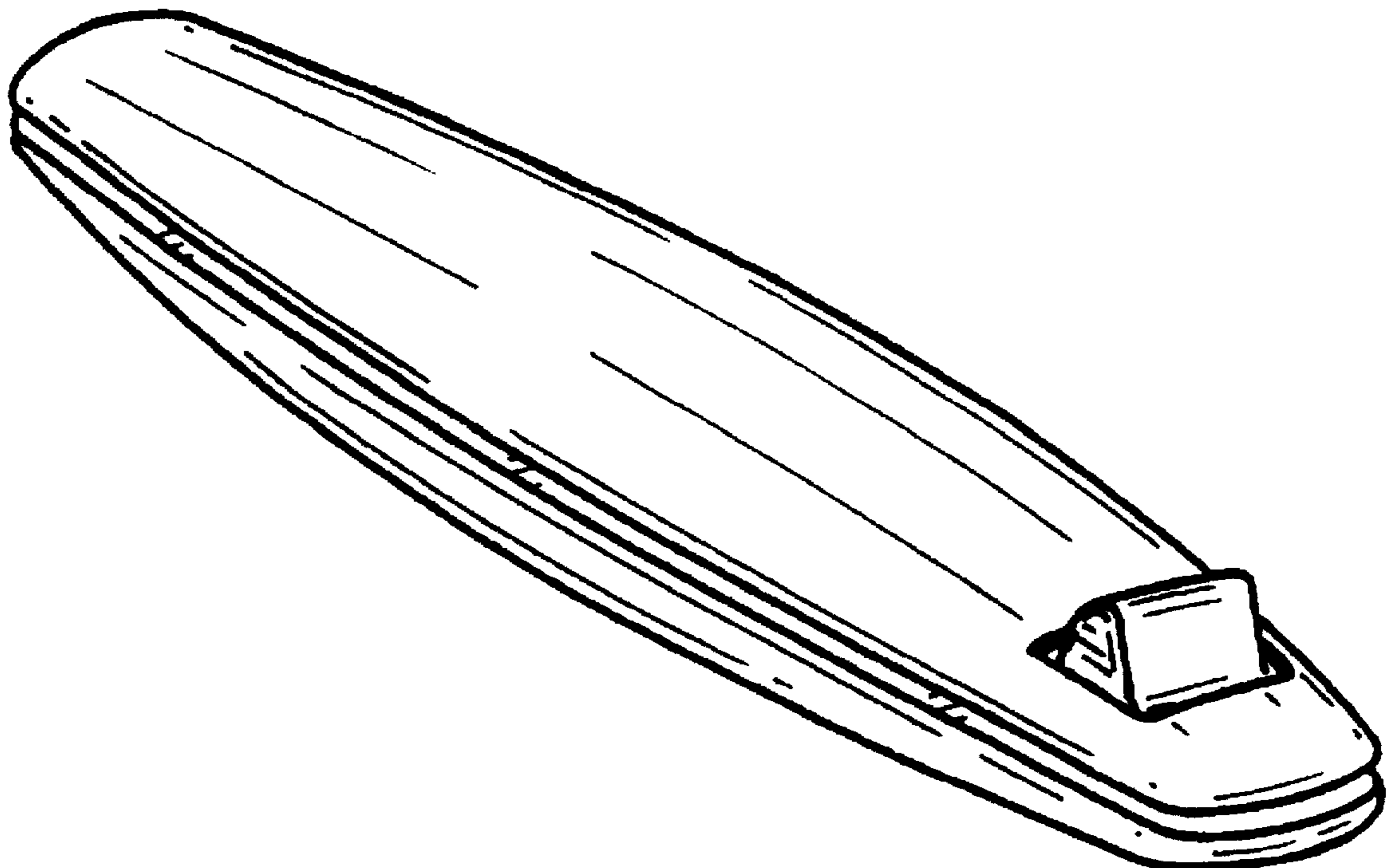
[57] **CLAIM**

The ornamental design for a bag clip, as shown and described.

DESCRIPTION

FIG. 1 is an oblique perspective view of the bag clip; FIG. 2 is a right side of the bag clip, as shown in FIG. 1; FIG. 3 is a left side view of the bag clip; FIG. 4 is a front side view of the bag clip; FIG. 5 is a back view of the bag clip; FIG. 6 is a top view of the bag clip; and, FIG. 7 is a bottom view of the bag clip.

1 Claim, 7 Drawing Sheets



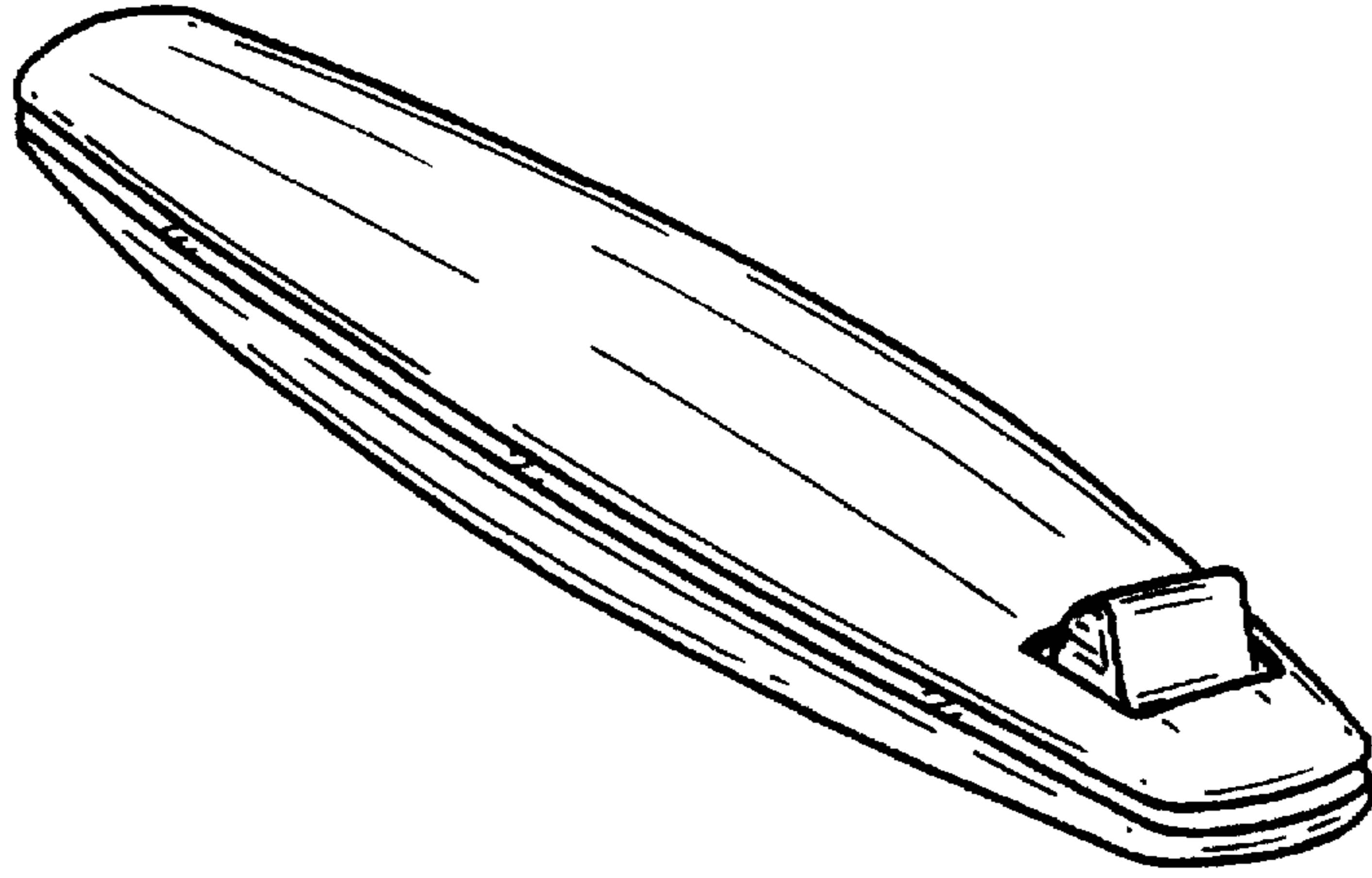


Fig. 1




Fig. 2




Fig. 3




Fig. 4

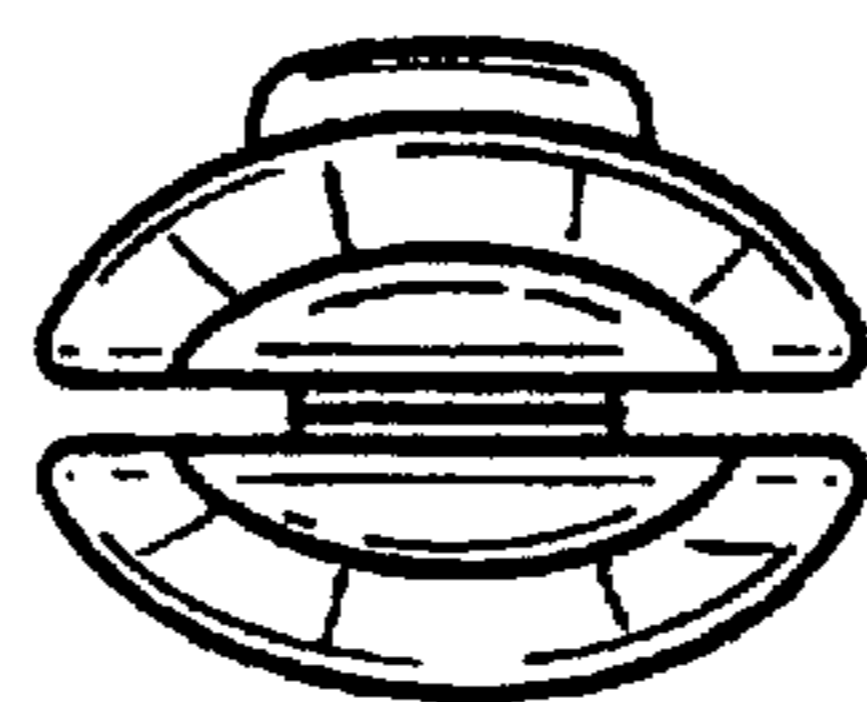


Fig. 5




Fig. 6




Fig. 7