

US00D391825S

**United States Patent** [19]  
**Larson**

[11] **Patent Number:** **Des. 391,825**  
[45] **Date of Patent:** **\*\*Mar. 10, 1998**

[54] **BICYCLE HANDLE SHIFTER GRIP**

[75] **Inventor:** **Michael W. Larson, Chicago, Ill.**  
[73] **Assignee:** **SRAM Corporation, Chicago, Ill.**  
[\*\*] **Term:** **14 Years**  
[21] **Appl. No.:** **64,093**  
[22] **Filed:** **Nov. 1, 1996**

**Related U.S. Application Data**

[62] **Division of Ser. No. 30,496, Oct. 31, 1994.**  
[51] **LOC (6) Cl. .... 08-06**  
[52] **U.S. Cl. .... D8/303**  
[58] **Field of Search .... D8/303, 300; D12/179;**  
**74/551.8; 16/110 R, 110.5, 111 R, DIG. 12**

[56] **References Cited**

**U.S. PATENT DOCUMENTS**

313,770 1/1885 Bulgeri ..... D11/3  
D. 313,770 1/1991 Bulgari ..... D11/3  
D. 319,770 9/1991 Borromeo ..... D8/303  
D. 337,859 7/1993 Rommerdale ..... D28/62  
D. 361,695 8/1995 Sutker ..... D7/401.2  
361,695 8/1887 Sutker ..... D7/401.2  
3,713,350 1/1973 Brilando ..... 74/551.9  
4,308,762 1/1982 Jannard ..... 74/551.9  
4,895,044 1/1990 Ekins ..... 74/551.9  
5,097,566 3/1992 Decker et al. .... 16/111  
5,145,210 9/1992 Lennon ..... 280/281.1

**FOREIGN PATENT DOCUMENTS**

0523237 10/1992 European Pat. Off. .  
485145 2/1959 France .  
688541 2/1940 Germany .  
9317875 10/1994 Germany .  
19602 5/1893 United Kingdom .  
19602 8/1894 United Kingdom .  
122270 1/1919 United Kingdom .

**OTHER PUBLICATIONS**

SRAM Corporation, Grip Cover, 1982.

*Primary Examiner*—Melody N. Brown  
*Attorney, Agent, or Firm*—Jefferson Perkins

[57] **CLAIM**

The ornamental design for a bicycle handle shifter grip, as shown and described.

**DESCRIPTION**

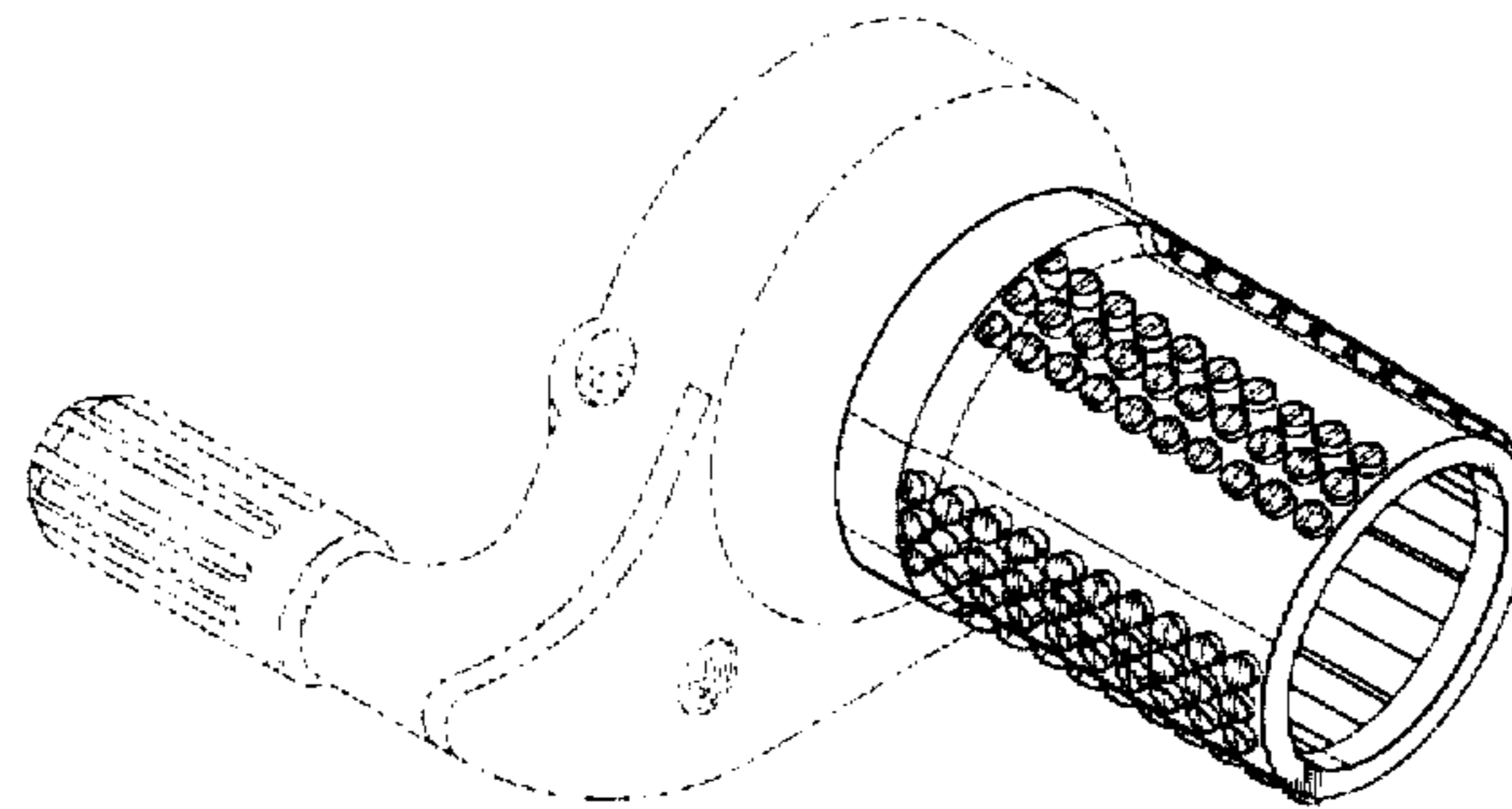
FIG. 1 is a perspective view of a bicycle handle shifter grip showing my new design;

FIG. 2 is a side elevational view thereof, all other sides being a mirror image of that shown; and,

FIG. 3 is an end elevational view thereof, the opposite end being flat and unornamented.

The broken lines shown in FIG. 1 are for illustrative purposes only and form no part of the claimed design.

**1 Claim, 2 Drawing Sheets**



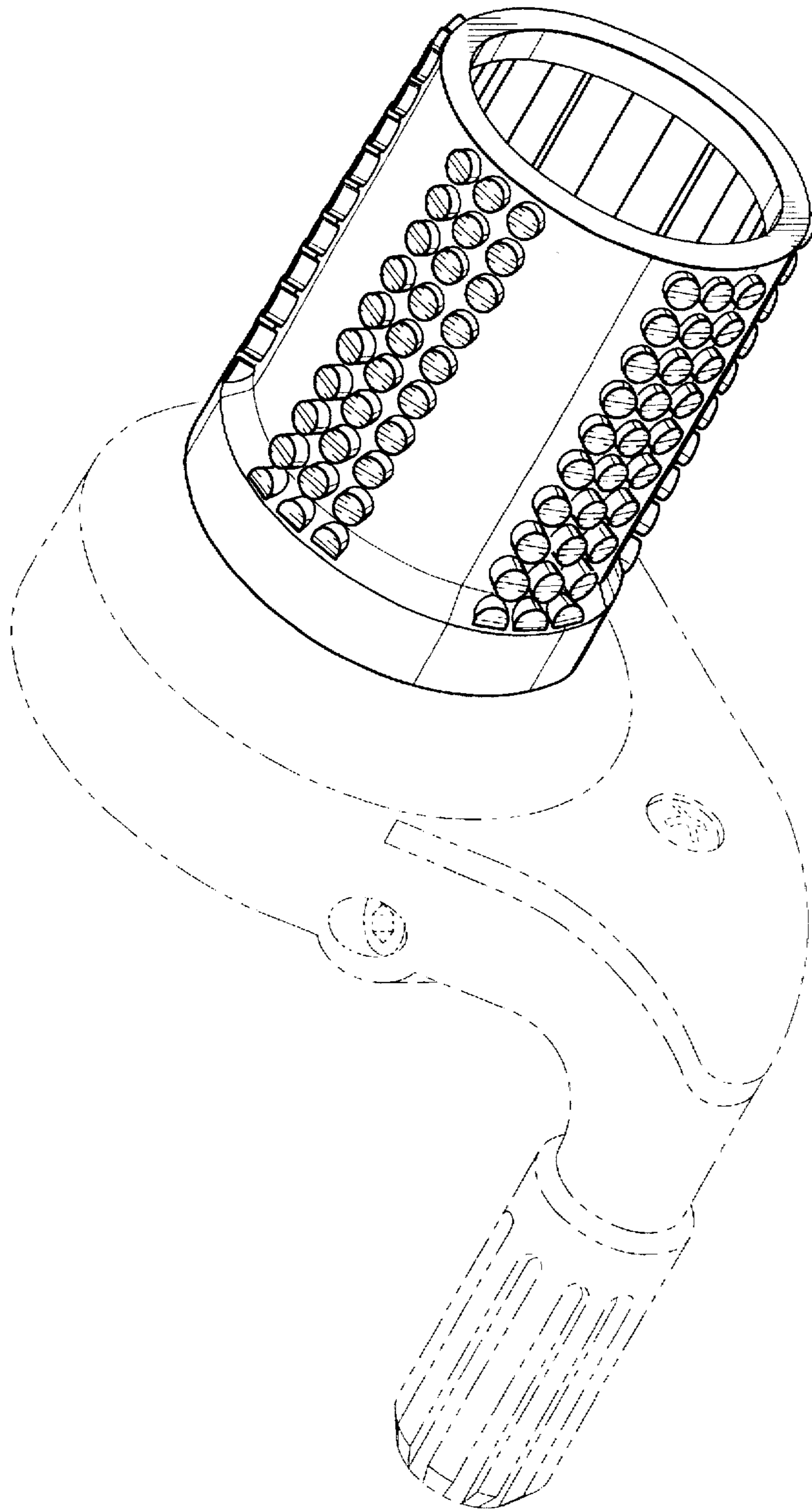


FIG. 1

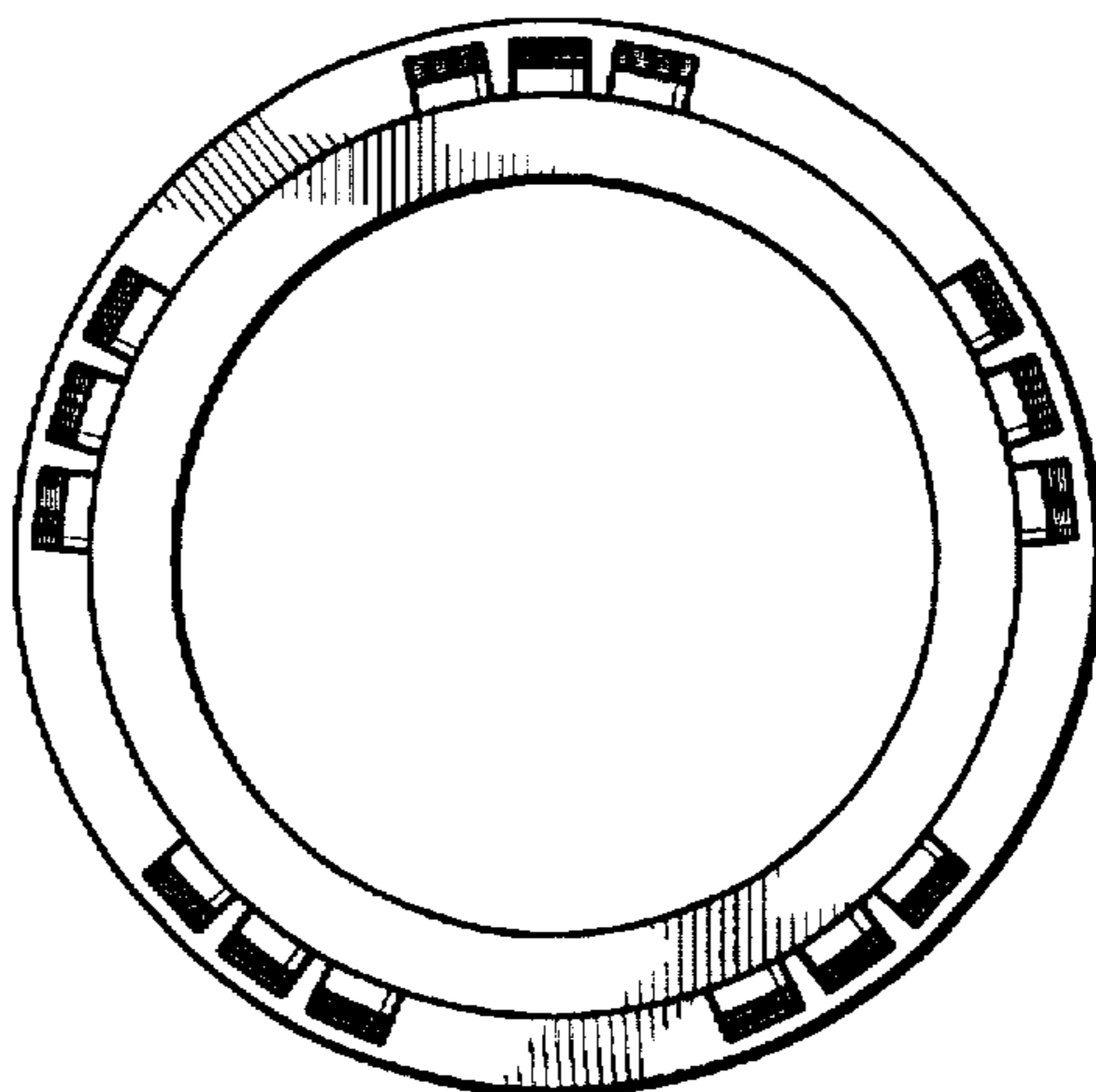


FIG. 2

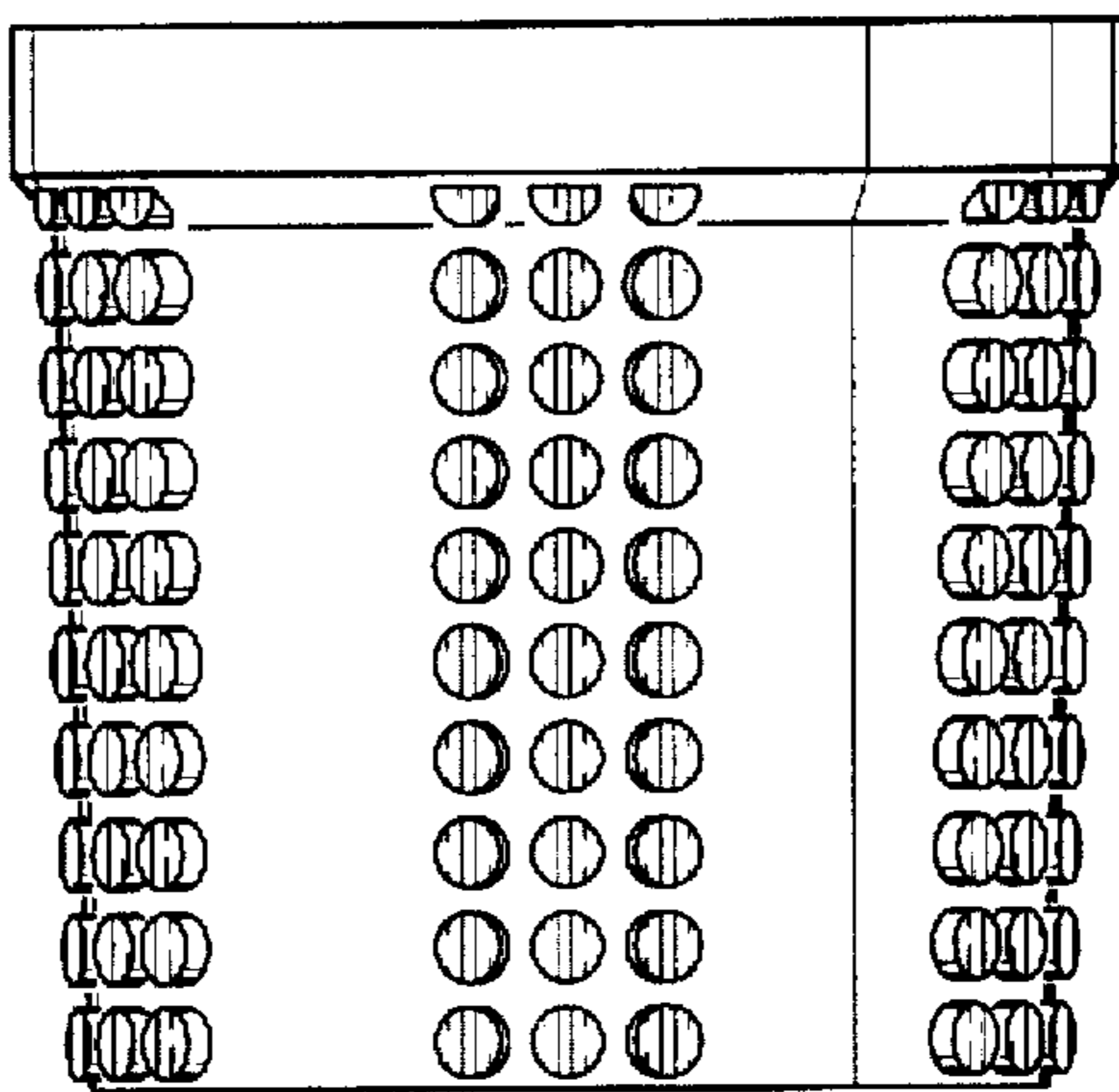


FIG. 3