

US00D391823S

United States Patent [19]
Zeiss

[11] **Patent Number: Des. 391,823**

[45] **Date of Patent: **Mar. 10, 1998**

[54] **FURNITURE PULL**

D. 375,886 11/1996 Mattson et al. D8/301
D. 377,445 1/1997 Caugh et al. D8/317

[75] **Inventor: David Zeiss, Greensboro, N.C.**

OTHER PUBLICATIONS

[73] **Assignee: Liberty Hardware Mfg. Co., Boca Raton, Fla.**

J.C. DeJong & Co., Inc. Cat. 704; p. B-5; Knob 400/100 (upper left).

[**] **Term: 14 Years**

Phylrich International Cat.; ©1965, p. S76-F; knob 128/10. National-Cabinet Hardware; p. 11; Knob & backplate C-6547-3/C651-3 (top).

[21] **Appl. No.: 63,615**

Primary Examiner—B. J. Bullock

[22] **Filed: Dec. 11, 1996**

Attorney, Agent, or Firm—Edgar A. Zarins; Malcolm L. Sutherland

[51] **LOC (6) Cl. 08-06**

[52] **U.S. Cl. D8/301; D8/305; D8/310; D8/350**

[57] **CLAIM**

[58] **Field of Search D6/300, 307, 310, D6/301, 350, 305; 16/110 R, 111 R, 121; 292/357**

The ornamental design for a furniture pull, as shown and described.

DESCRIPTION

[56] **References Cited**

FIG. 1 is a front perspective view of a furniture pull showing my new design;

U.S. PATENT DOCUMENTS

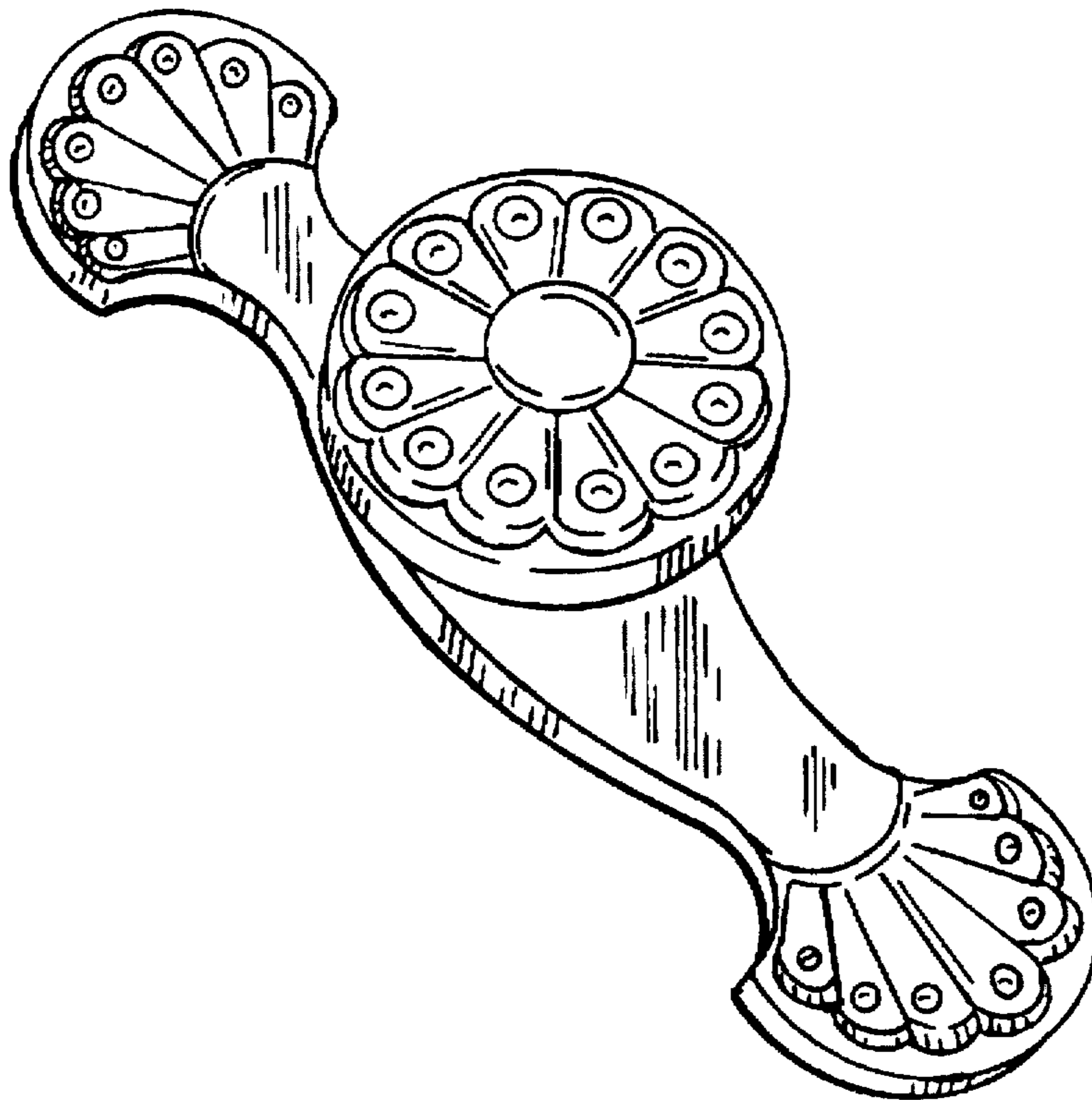
FIG. 2 is a top plan view thereof;

D. 22,755	8/1893	Russell	D8/305
D. 305,862	2/1990	Clayton	D8/350
D. 333,968	3/1993	Mattson et al.	D8/317
D. 368,639	4/1996	Chieda	D8/310
D. 369,289	4/1996	Caugh et al.	D8/317
D. 371,733	7/1996	Caugh et al.	D8/307

FIG. 3 is a side elevational view thereof, the opposite side elevational view being a mirror image; and,

FIG. 4 is an end elevational view thereof, the opposite end elevational view being a mirror image.

1 Claim, 2 Drawing Sheets



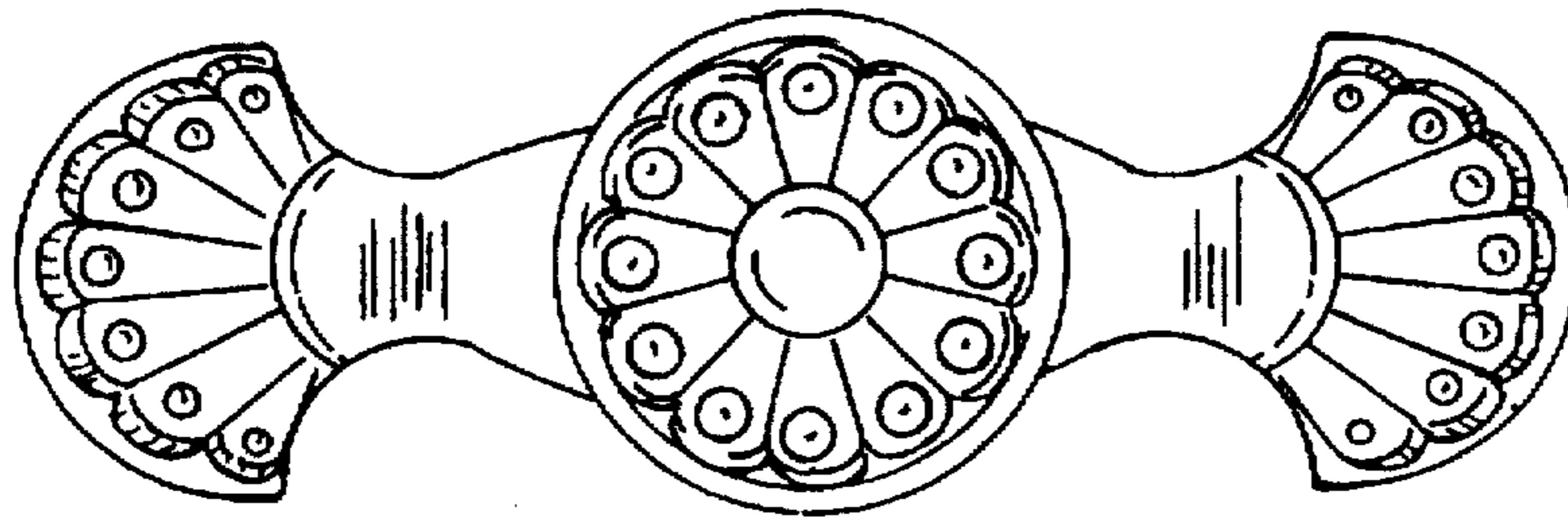


FIG. 2

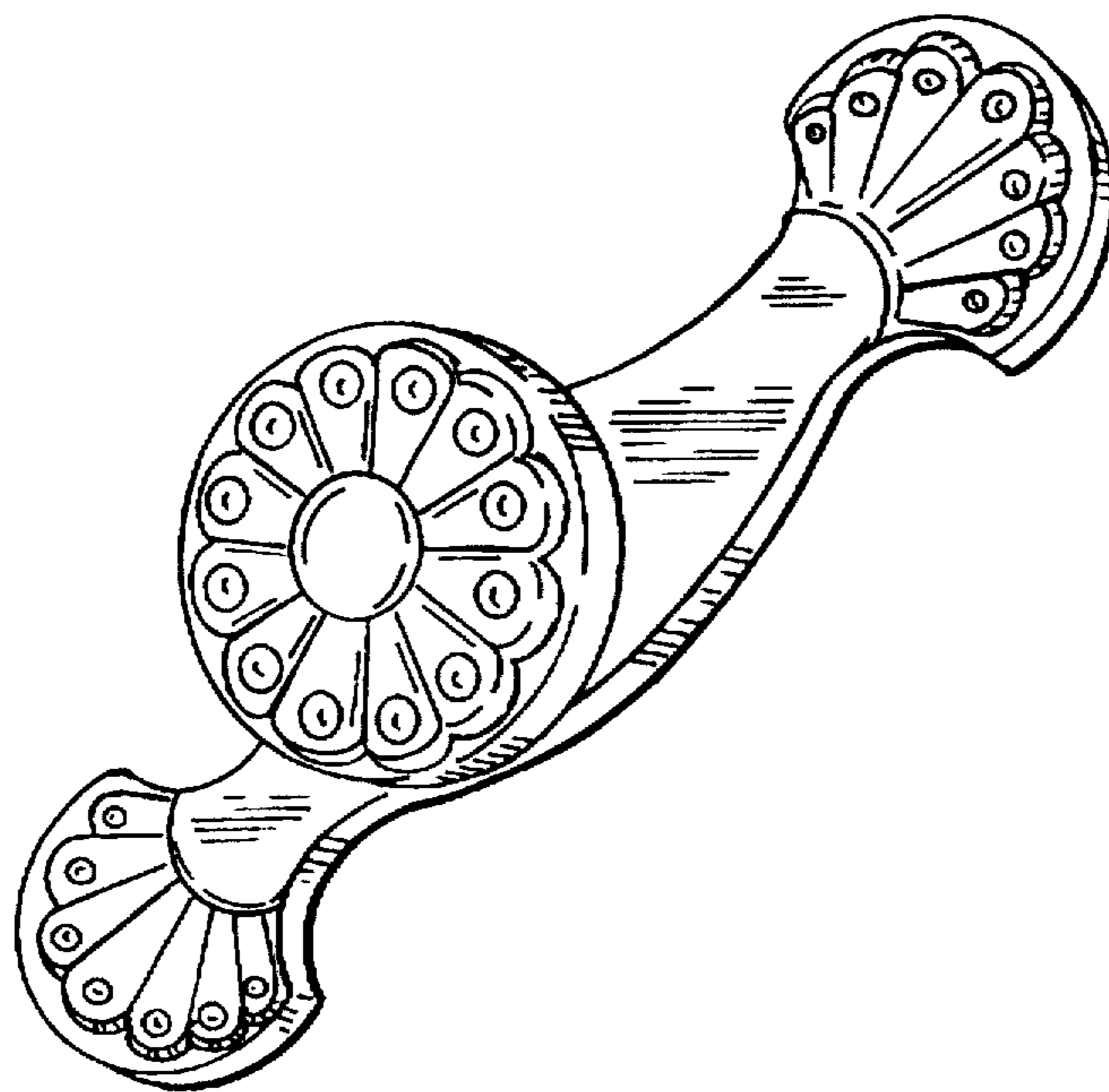


FIG. 1




FIG. 3




FIG. 4