

US00D391819S

United States Patent [19]

Robinson et al.

[11] Patent Number: **Des. 391,819**

[45] Date of Patent: ****Mar. 10, 1998**

[54] **SCISSORS WITH ANGLED HANDLES**

[75] Inventors: **Victor T. Robinson**, Menlo Park; **C. Martin Smith**, Los Angeles; **Michael Butt**, Menlo Park, all of Calif.; **Thomas M. Aslin**, Hilliard, Ohio

[73] Assignee: **Elmer's Products, Inc.**, Columbus, Ohio

[**] Term: **14 Years**

[21] Appl. No.: **60,443**

[22] Filed: **Sep. 27, 1996**

[51] LOC (6) Cl. **08-03**

[52] U.S. Cl. **D8/57**

[58] Field of Search D8/57, 98, 99, D8/105; D19/65, 99, 100; 30/194, 195, 230-235, 238, 255, 244, 120, 145, 146, 254, 260, 266-268

[56] References Cited

U.S. PATENT DOCUMENTS

D. 251,701	5/1979	Hawashi	D8/57
D. 259,325	5/1981	Okada	D8/57
D. 316,802	5/1991	Vamagishi	D8/57
342,380	5/1886	Orahod	.	
D. 344,225	2/1994	Hendon et al.	.	
D. 350,466	9/1994	Ramsey et al.	.	
D. 353,087	12/1994	Ramsey et al.	.	
1,317,041	9/1919	Scott	.	
2,776,482	1/1957	Hafekost	30/230

2,852,846	9/1958	Ahlin	.	
4,074,430	2/1978	Sugiyama	30/260
4,635,363	1/1987	Chapin	.	
4,715,122	12/1987	Linden	.	

FOREIGN PATENT DOCUMENTS

2249577	10/1972	Germany	D8/57 X
14426120	7/1976	United Kingdom	.	
9306977	4/1993	WIPO	.	

Primary Examiner—Martie Thompson
Attorney, Agent, or Firm—Watson Cole; Stevens Davis, P.L.L.C.

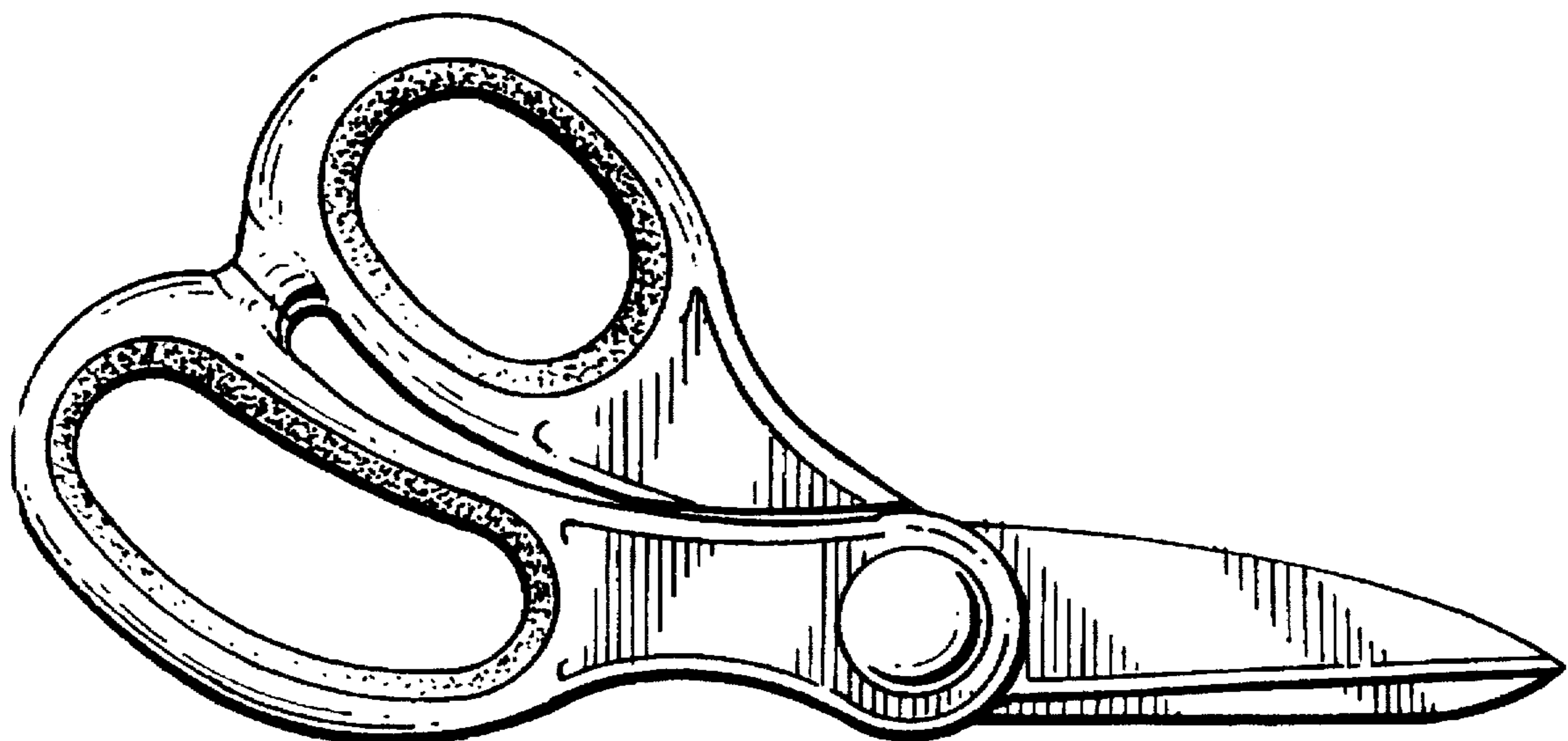
[57] CLAIM

The ornamental design for the scissors with angled handles, as shown and described.

DESCRIPTION

FIG. 1 is a front elevational view of our new design for scissors with angled handles;
FIG. 2 is a rear elevational view thereof;
FIG. 3 is a top plan view thereof;
FIG. 4 is a bottom view thereof;
FIG. 5 is a right end view of FIG. 1 thereof;
FIG. 6 is a left end view of FIG. 1 thereof;
FIG. 7 is a front elevational view of a second embodiment thereof; and,
FIG. 8 is a rear elevational view of the second embodiment as shown in FIG. 7; the top, bottom and end views of the second embodiment are as shown respectively in FIGS. 3- 6 for the first embodiment.

1 Claim, 2 Drawing Sheets



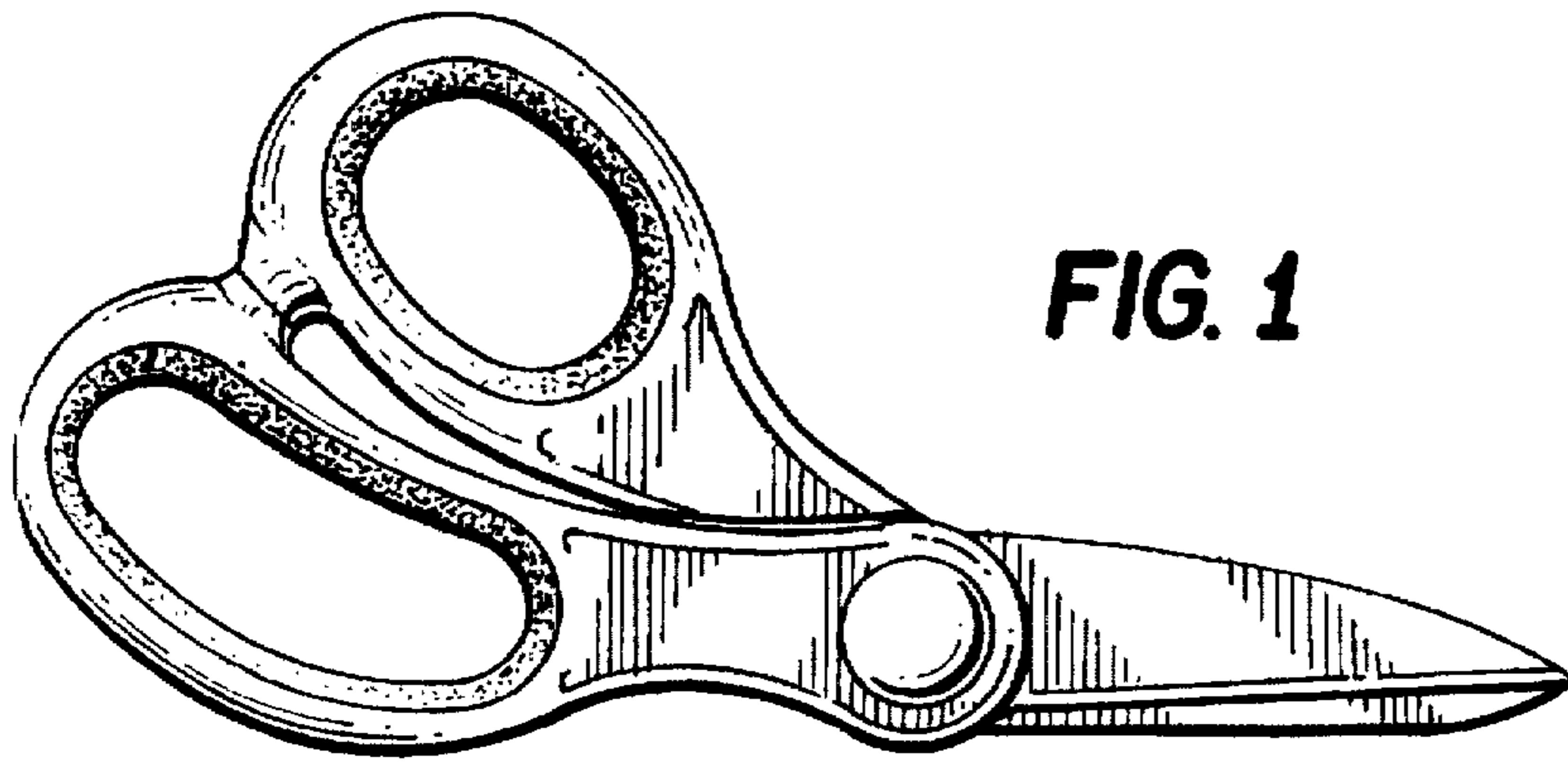


FIG. 1

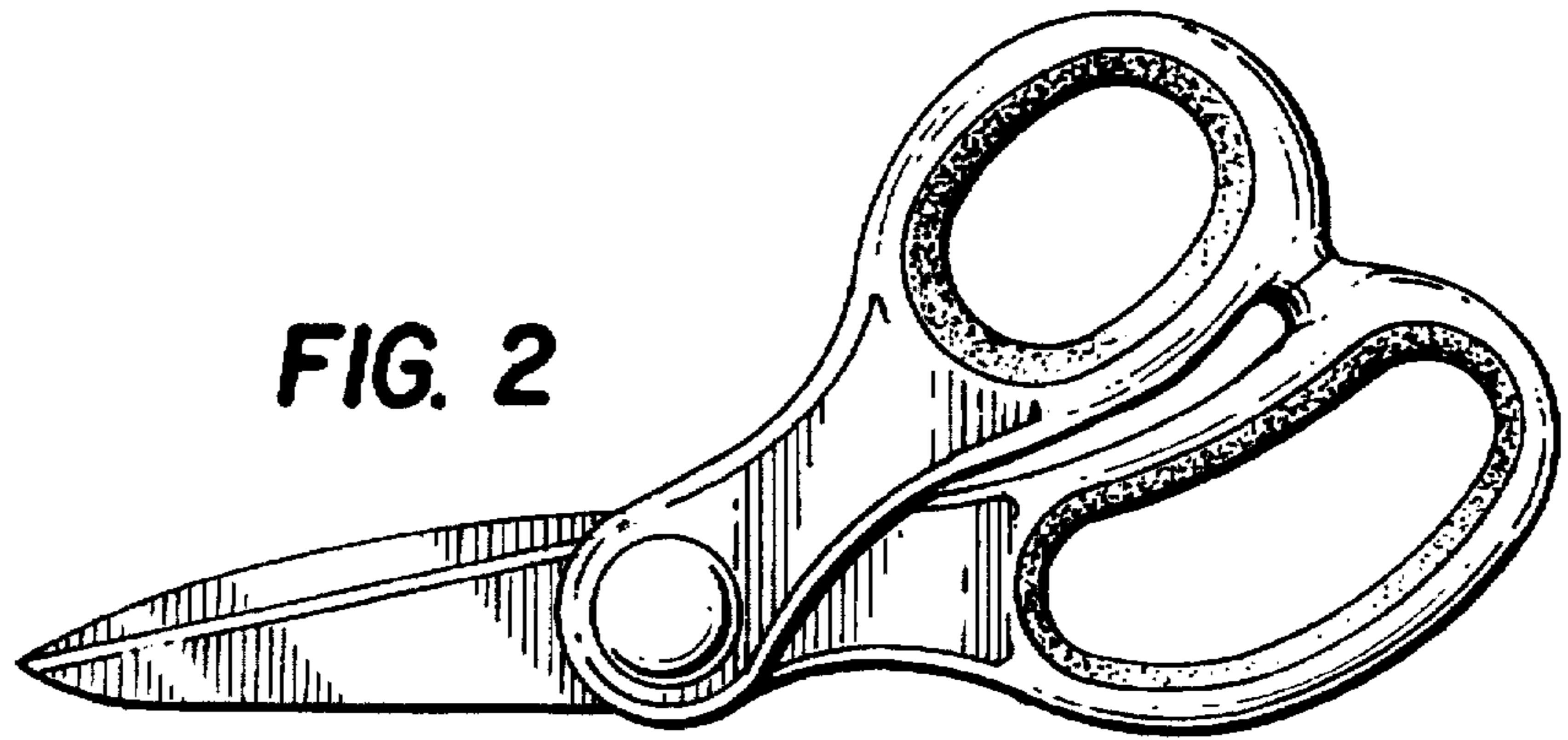


FIG. 2



FIG. 3

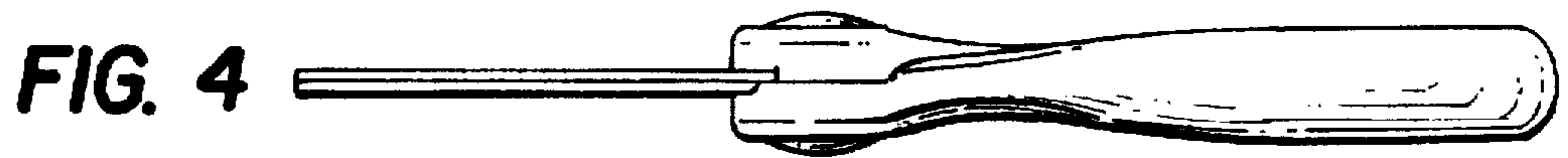


FIG. 4



FIG. 5



FIG. 6

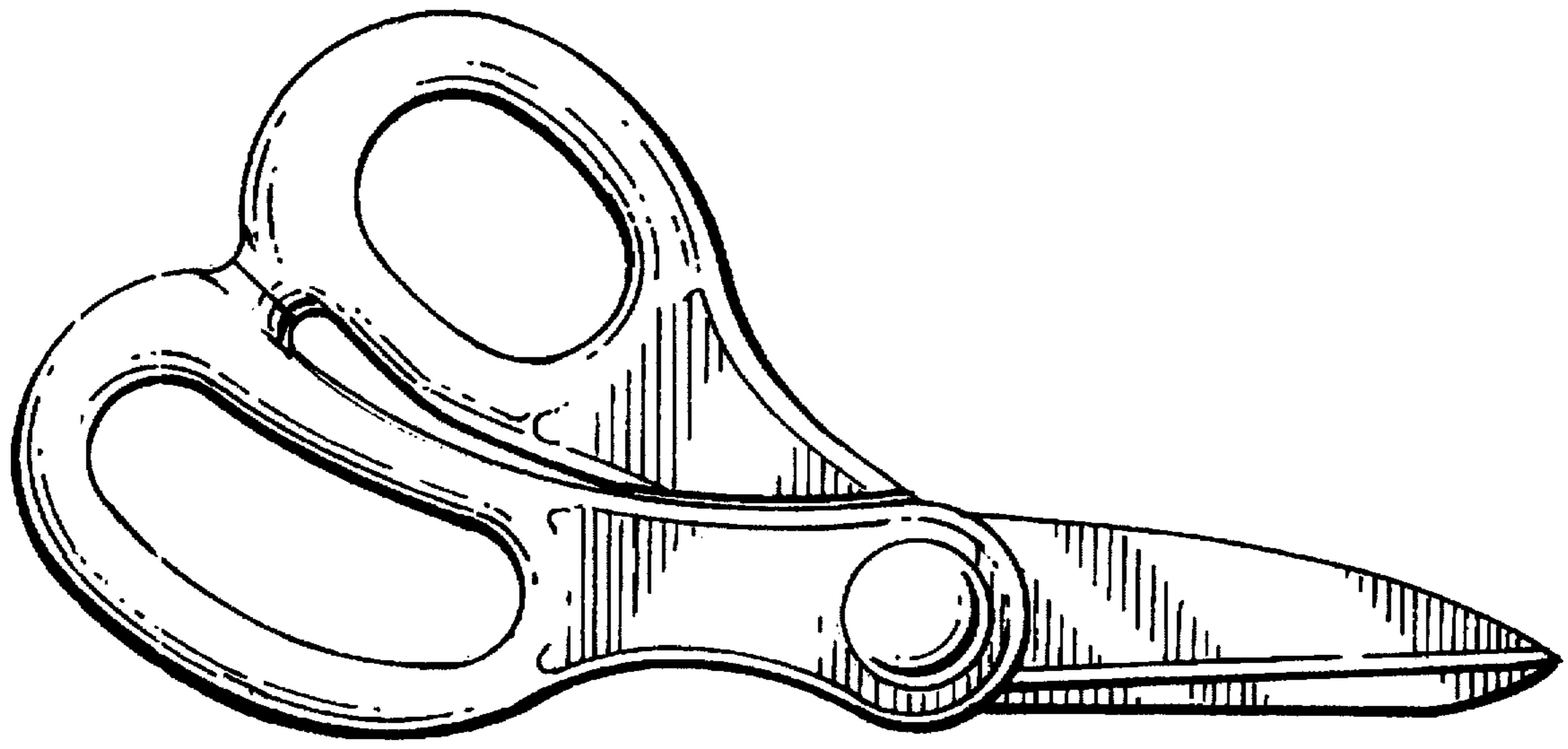


FIG. 7

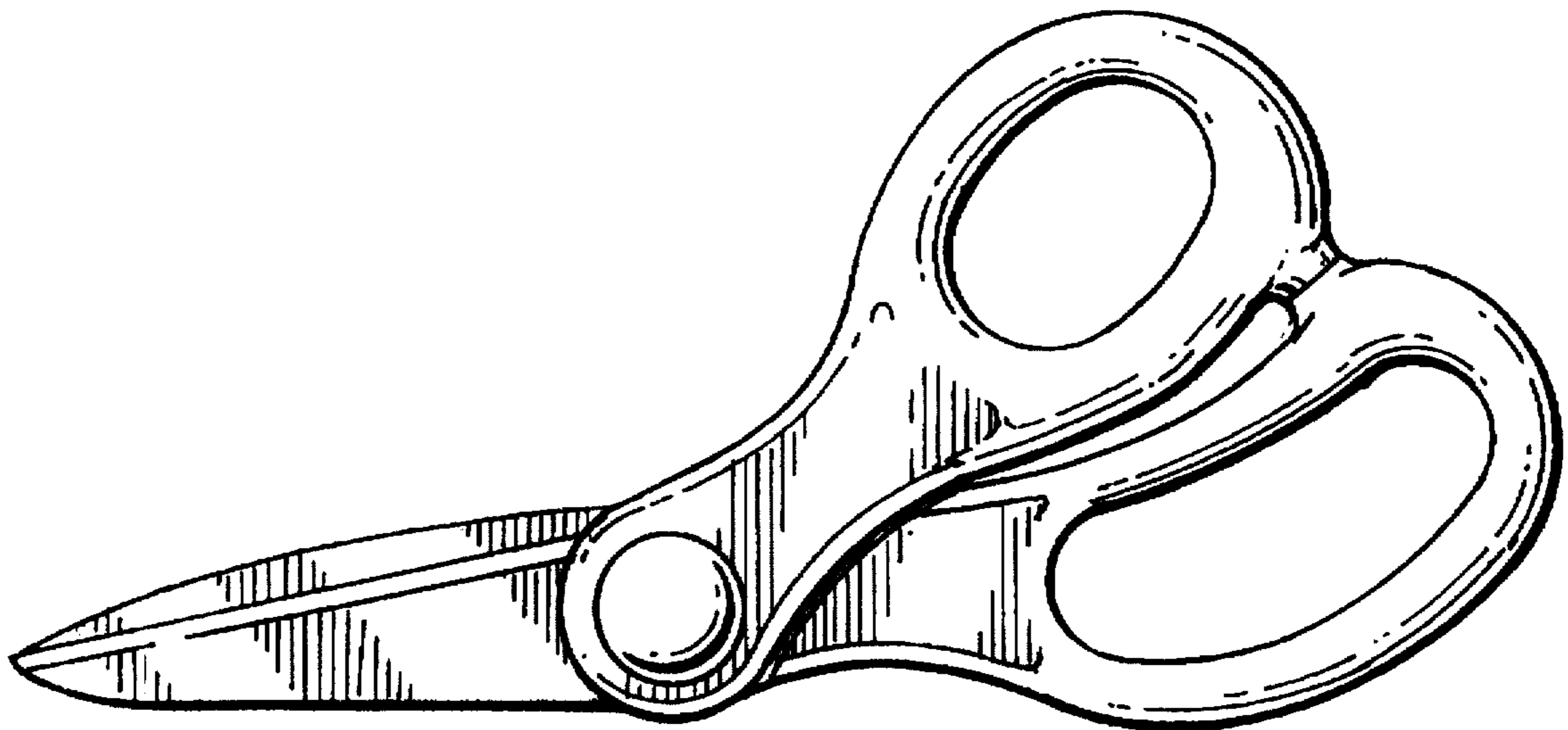


FIG. 8