



US00D391818S

United States Patent [19]
Carlson

[11] **Patent Number: Des. 391,818**
[45] **Date of Patent: **Mar. 10, 1998**

[54] **SHEARS**

[76] **Inventor: Jeffrey James Carlson, 3014 Pierce St., Minneapolis, Minn. 55418**

[**] **Term: 14 Years**

[21] **Appl. No.: 55,808**

[22] **Filed: May 2, 1996**

Related U.S. Application Data

[63] **Continuation of Ser. No. 45,353, Oct. 18, 1992, abandoned.**

[51] **LOC (6) Cl. 08-03**

[52] **U.S. Cl. D8/57**

[58] **Field of Search D8/57, 98; 7/125, 7/132, 133-135, 151; 30/252, 253-255, 232, 233**

[56] **References Cited**

U.S. PATENT DOCUMENTS

D. 353,087	12/1994	Ramsey et al.	D8/57
822,456	6/1906	Jones	30/254
2,579,773	12/1951	Williams	30/254
3,175,291	3/1965	Nardo	30/254
4,073,058	2/1978	Solf et al.	30/257
5,469,626	11/1995	Vogel et al.	30/254

FOREIGN PATENT DOCUMENTS

58-146381	8/1983	Japan	30/254
6-190156	7/1994	Japan	30/254

OTHER PUBLICATIONS

Kai International Co., Ltd., 1994. Kasho pamphlet. Vogue, May 1984 (Household Barber Shears). Located in examiner's office.

Primary Examiner—Ted Shooman
Assistant Examiner—Adir Aronovich
Attorney, Agent, or Firm—Craig Gregersen; Briggs and Morgan

[57] **CLAIM**

The ornamental design for a shears, as shown and described.

DESCRIPTION

FIG. 1 illustrates a top plan view of a shears showing my new design;
FIG. 2 shows the shears of FIG. 1 in a end view looking from the points of the shears toward the finger rings;
FIG. 3 depicts the shears of FIG. 1 in an end view looking from the finger rings of the shears toward the points;
FIG. 4 illustrates the shears of FIG. 1 in a bottom plan view;
FIG. 5 illustrates the shears of FIG. 1 in a side elevation view; and,
FIG. 6 illustrates the shears of FIG. 1 in a side elevation view showing the side opposite to that shown in FIG. 5.

1 Claim, 1 Drawing Sheet

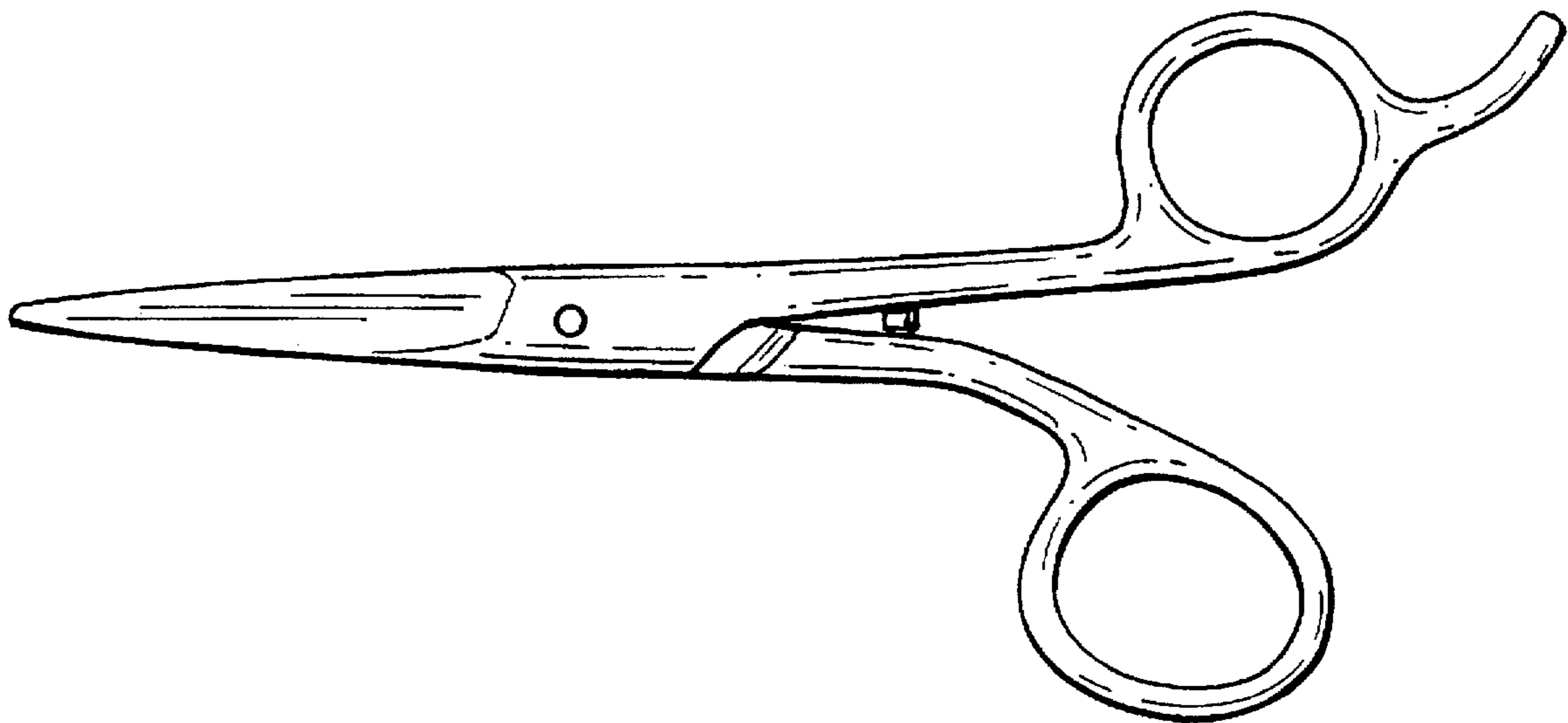




FIG. 5

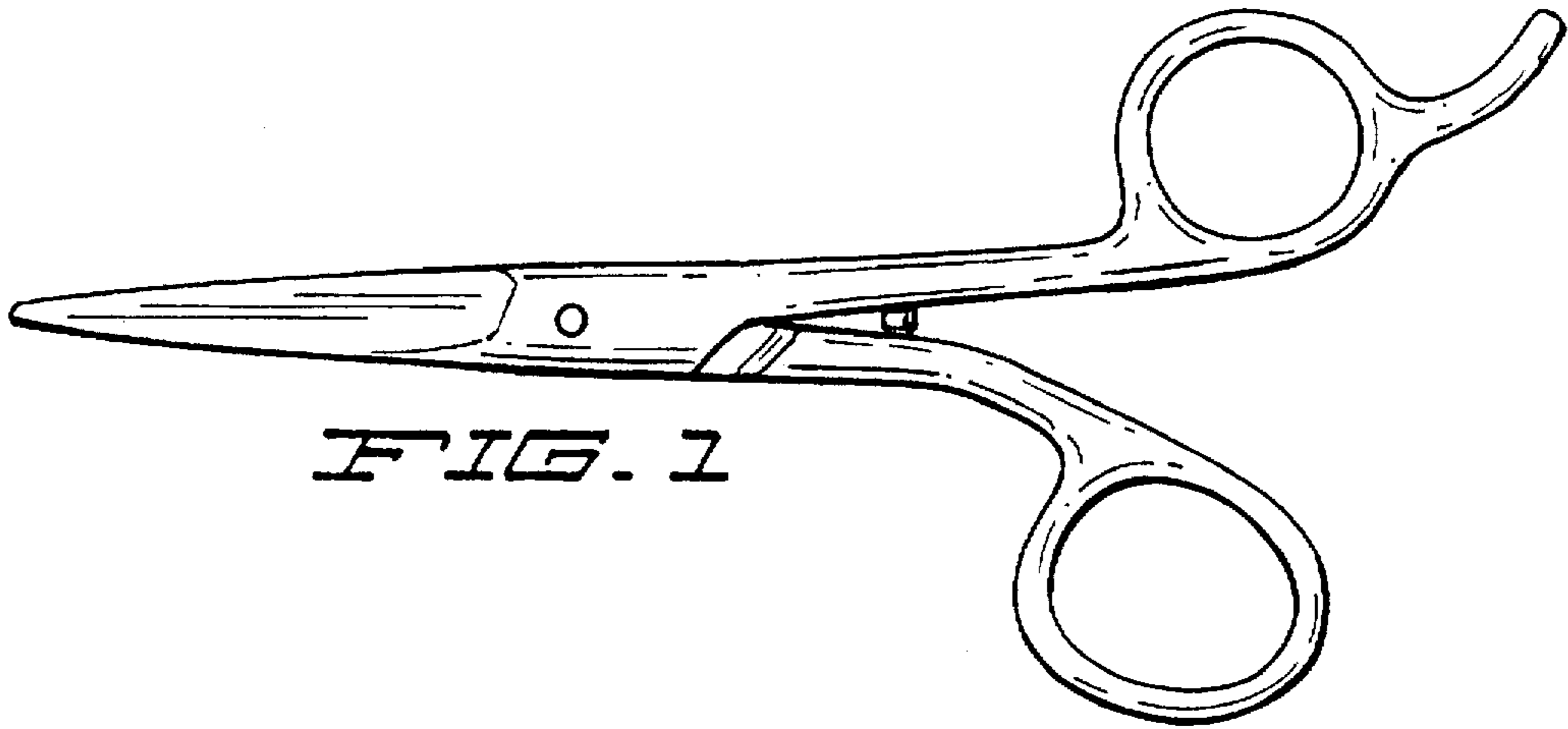


FIG. 1



FIG. 6

FIG. 2



FIG. 3

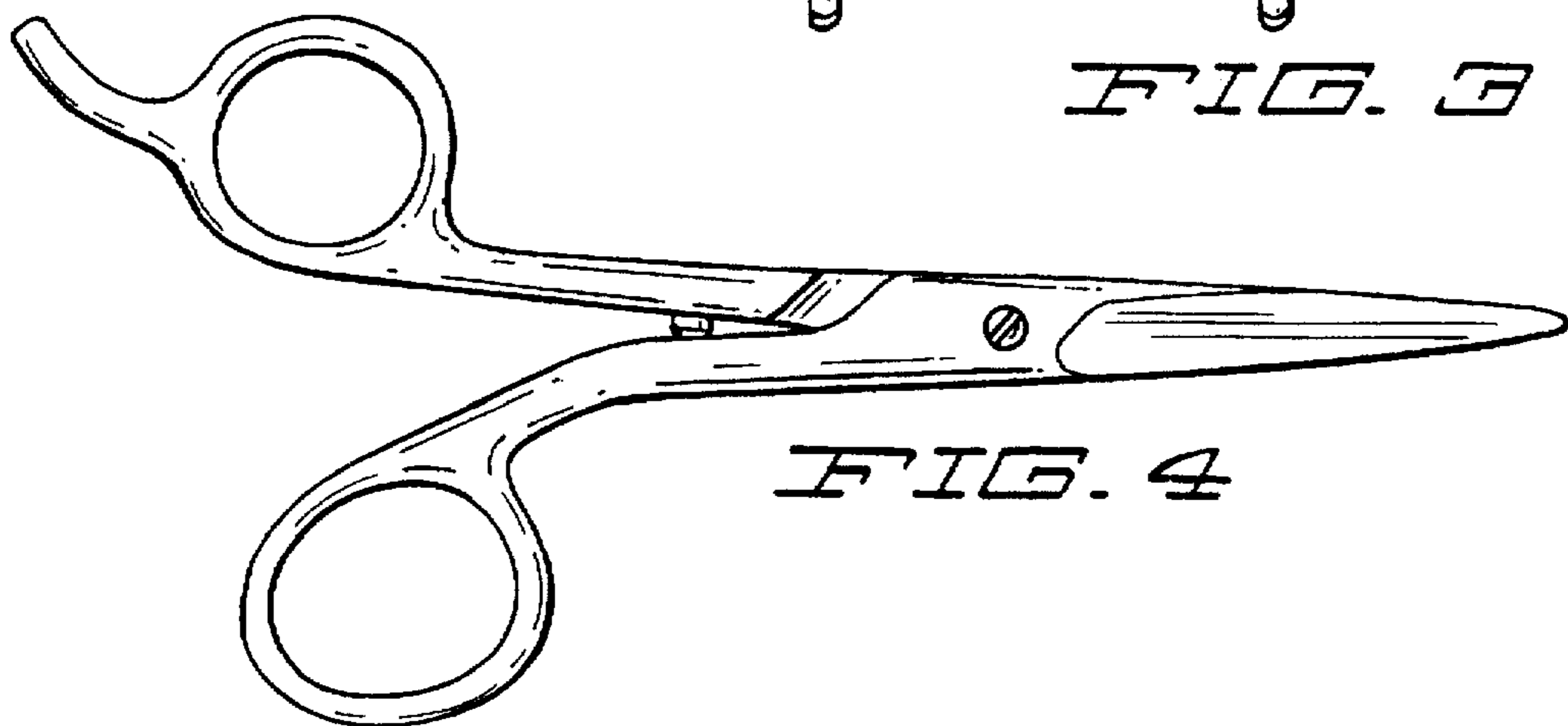


FIG. 4