



US00D391788S

United States Patent [19]
Hutton

[11] **Patent Number: Des. 391,788**
[45] **Date of Patent: **Mar. 10, 1998**

[54] **TABLE**

[75] **Inventor: John Hutton, New York, N.Y.**

[73] **Assignee: Donghia Furniture Company, Ltd.,
New York, N.Y.**

[**] **Term: 14 Years**

[21] **Appl. No.: 54,723**

[22] **Filed: May 17, 1996**

[51] **LOC (6) Cl. 06-03**

[52] **U.S. Cl. D6/484; D6/480**

[58] **Field of Search D6/480-489, 495-499;
108/155-157, 161**

[56] **References Cited**

U.S. PATENT DOCUMENTS

D. 35,728	2/1902	Estes	D6/488
D. 355,316	2/1995	Kellen	D6/484
D. 355,996	3/1995	Lewis	D6/484

OTHER PUBLICATIONS

Fine Arts by Ralph Morse, Mar. 23, 1973, p.29, #4130 table at top right.

Ethan Allen, c1992, p.265, #3 table at top right. Thomasville, p.5.

Primary Examiner—Janice E. Seeger

Attorney, Agent, or Firm—Kenyon & Kenyon

[57] **CLAIM**

The ornamental design for a table, as shown and described.

DESCRIPTION

FIG. 1 is a top plan view of table showing my new design; FIG. 2 is a front view thereof, the back, left and right sides being mirror images thereof;

FIG. 3 is a top plan view of a table, showing a second embodiment of my new design;

FIG. 4 is a front view thereof, the back, left and right sides being mirror images thereof;


FIG. 5 is a top plan view of a table, showing a third embodiment of my new design;

FIG. 6 is a front view thereof, the back, left and right sides being mirror images thereof;

FIG. 7 is a top plan view of a table, showing a fourth embodiment of my new design; and,

FIG. 8 is a front view thereof, the back, left and right sides being mirror images thereof.

1 Claim, 4 Drawing Sheets






FIG. 1




FIG. 2

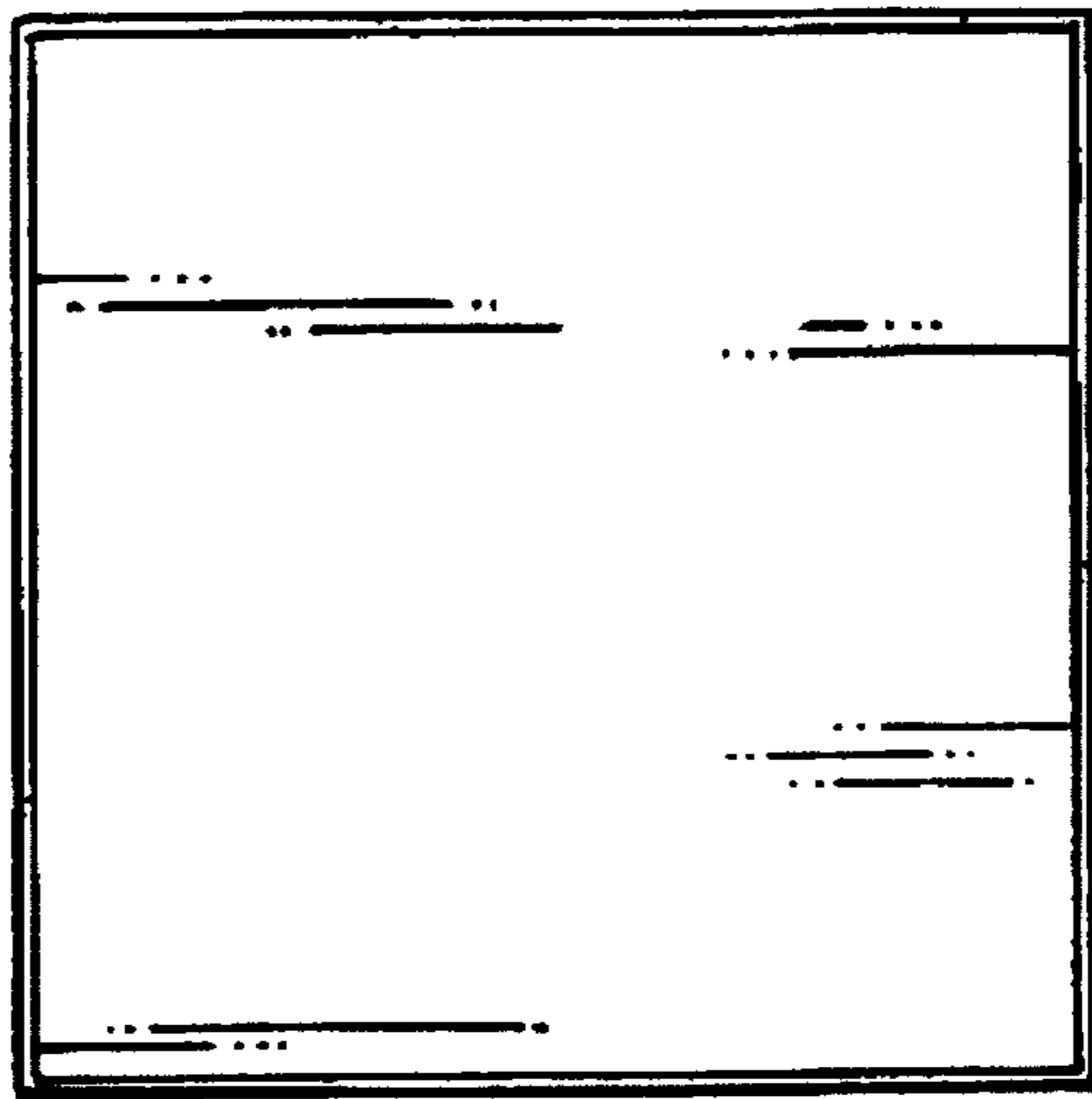


FIG. 3




FIG. 4




FIG. 5

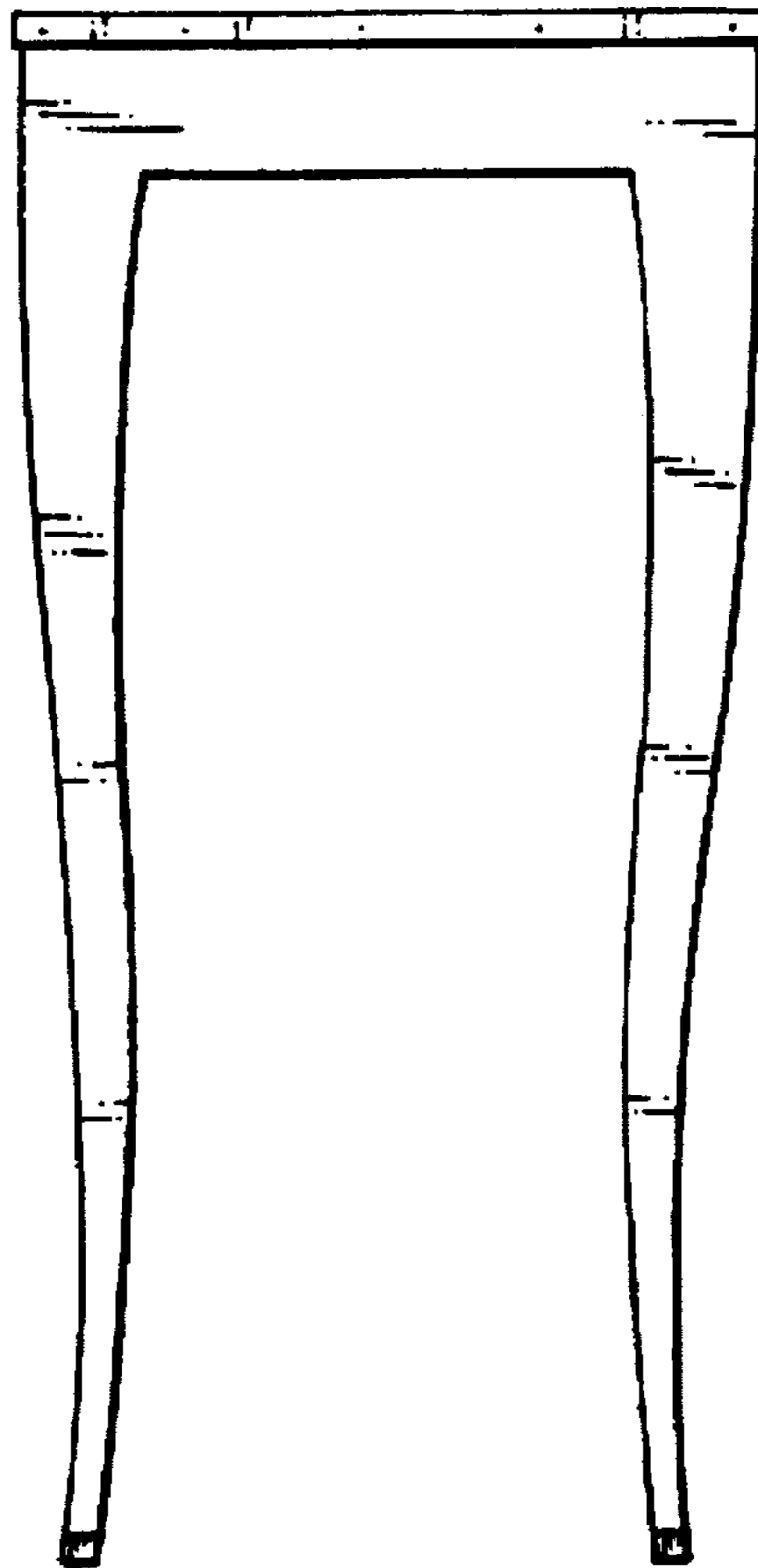


FIG. 6




FIG. 7

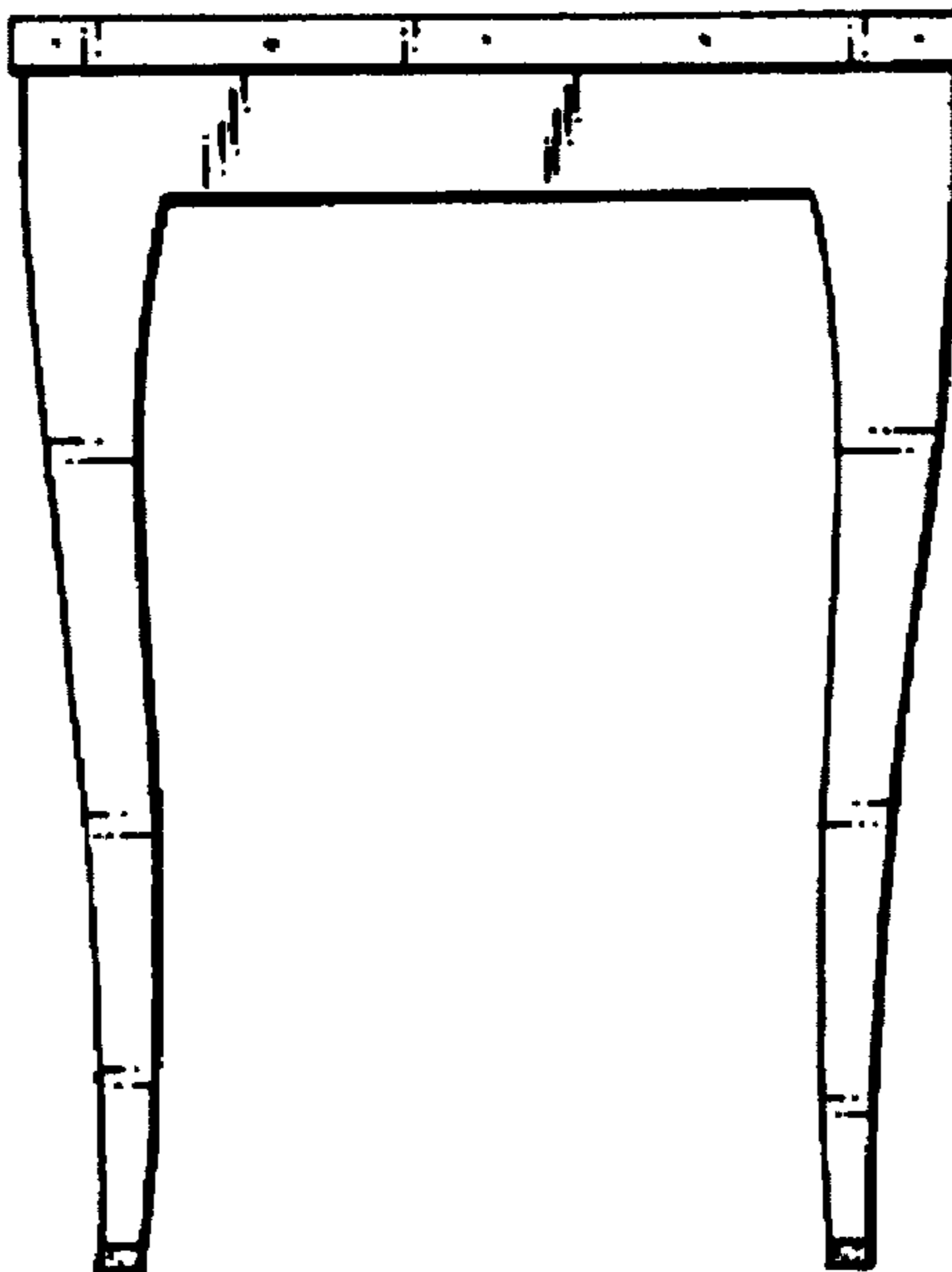


FIG. 8