



US00D391781S

United States Patent [19] Cain

[11] Patent Number: **Des. 391,781**

[45] Date of Patent: ****Mar. 10, 1998**

[54] **BEDSTEAD**

[75] Inventor: **Charles C. Cain**, High Point, N.C.

[73] Assignee: **Thomasville Furniture Industries, Inc.**, Thomasville, N.C.

[**] Term: **14 Years**

[21] Appl. No.: **61,163**

[22] Filed: **Oct. 17, 1996**

[51] LOC (6) Cl. **06-01**

[52] U.S. Cl. **D6/393**

[58] Field of Search D6/382, 383, 388,
D6/389, 392-395, 505-508; 5/53.1, 279.1,
280, 281, 907, 285, 286

[56] **References Cited**

U.S. PATENT DOCUMENTS

D. 596	10/1853	Barth	D6/389
D. 24,302	5/1895	Wiessner	.	
D. 29,284	8/1898	Peters	.	
D. 29,552	10/1898	Kimball	.	
D. 30,017	1/1899	Wiessner	.	
D. 86,064	1/1932	Squires	.	
D. 225,491	12/1972	Keller	D6/1
D. 340,147	10/1993	Black	D6/393
D. 345,263	3/1994	Keller	D6/389
D. 355,543	2/1995	Schroeder	D6/393
D. 366,162	1/1996	Paus	D6/393
D. 368,601	4/1996	Cain	6/389
D. 371,253	7/1996	Keller	D6/389
D. 372,600	8/1996	Paus	D6/393
D. 375,850	11/1996	James	D6/393

OTHER PUBLICATIONS

Dictionary of Furniture, by Charles Boyce, c1985, Twist turning.
Blackwelder, c1979, canopy bed at top right.

Woodward and Lothrop Directions, Spring 1993, back cover.

Thomasville Furniture Terrace Garden brochure, p. 6, Canopy Bed, No. 25415-505, Oct. 1993.

Thomasville Furniture Stone Terrace brochure, p. 4, Canopy Bed, No. 26515, believed to be prior art.

Furniture Today, Apr. 18, 1994.

Thomasville Furn. Mahogany Collection brochure, Poster bed No. 14511-475, believed to be prior art.

Bernhardt Furniture, Napa Valley brochure, p. 15, believed to be prior art.

Century Furniture, Villa Domain brochure, cover page, poster bed, believed to be prior art.

Poster bed, unknown inventor, unknown magazine, p. 47, believed to be prior art.

Klise Manufacturing Co., *The Book of Carved Wood Decoration* ©1987, pp. 135 and 136.

Primary Examiner—Janice E. Seeger

Attorney, Agent, or Firm—Rhodes, Coats & Bennett, L.L.P.

[57] **CLAIM**

The ornamental design for an bedstead, as shown and described.

DESCRIPTION

FIG. 1 is a right front perspective view of a bedstead showing my new design;

FIG. 2 is a front elevational view thereof;


FIG. 3 is a side view, the opposite side being a mirror image of the side shown; and,

FIG. 4 is a rear view of the footboard of the bedstead for convenience of illustration.

The bottom and rear views are not shown and form no part of the claimed design.

The dashed lines indicate environmental elements only and form no part of the claimed design.

1 Claim, 3 Drawing Sheets



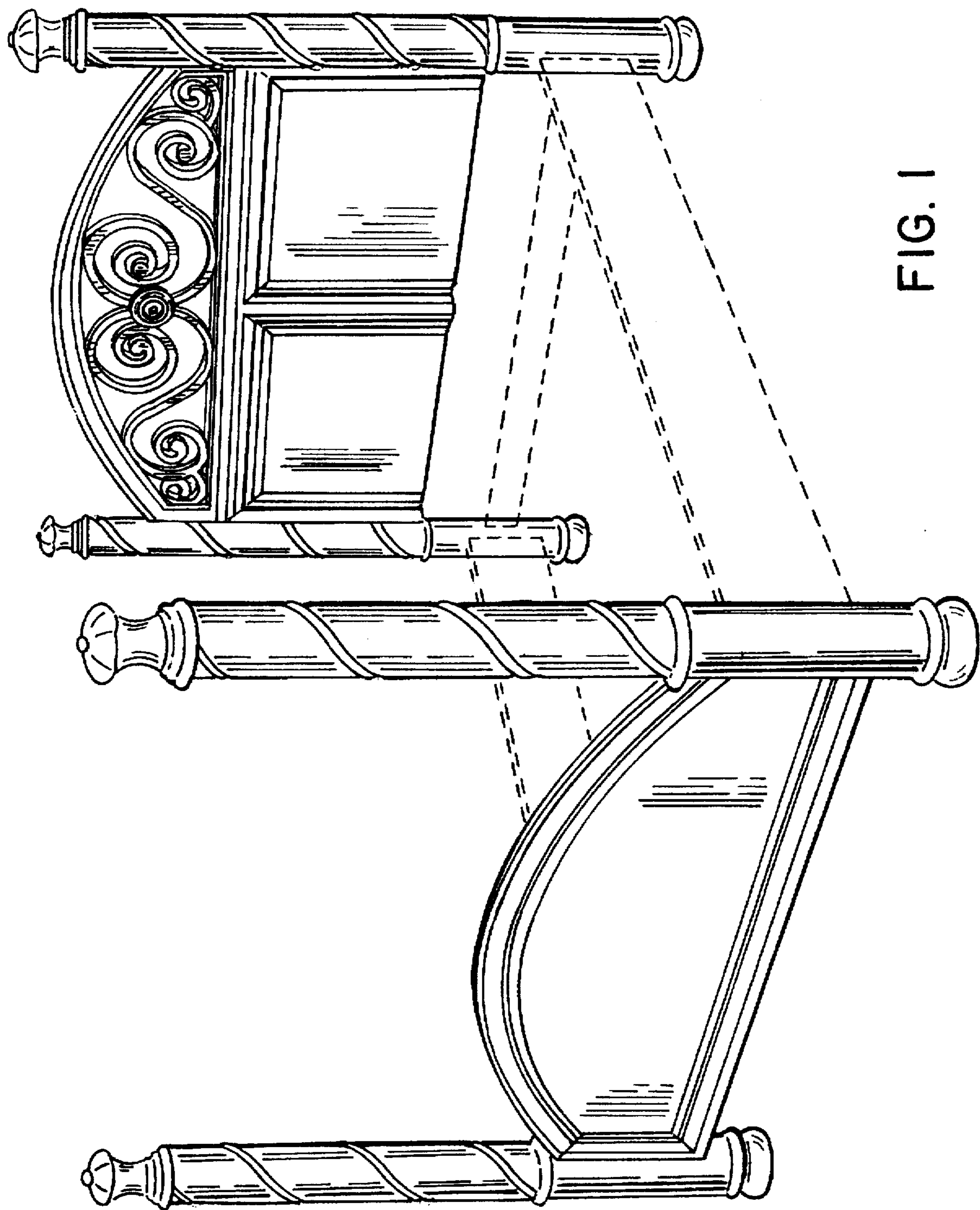


FIG. 1




FIG. 2

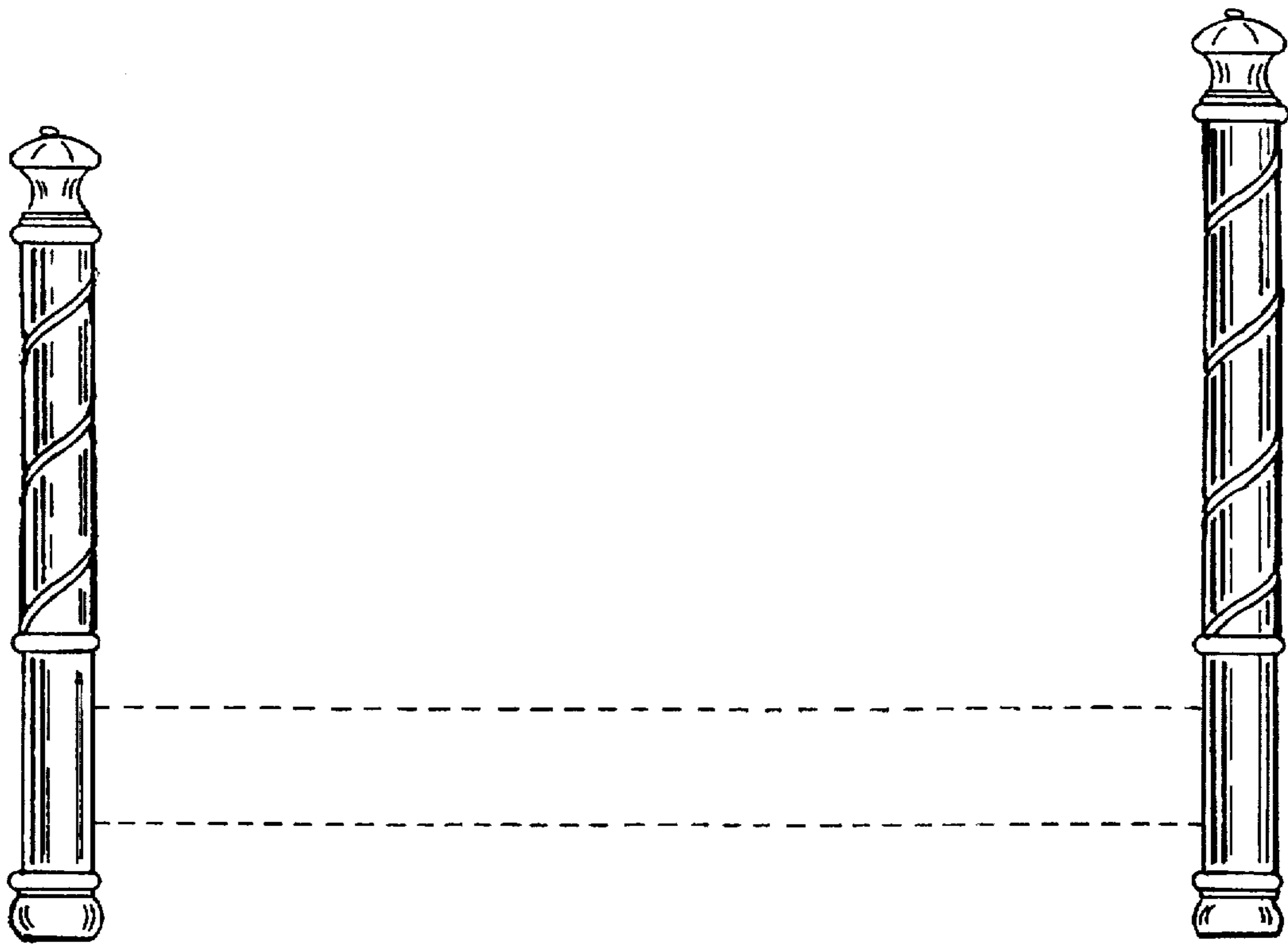


FIG. 3

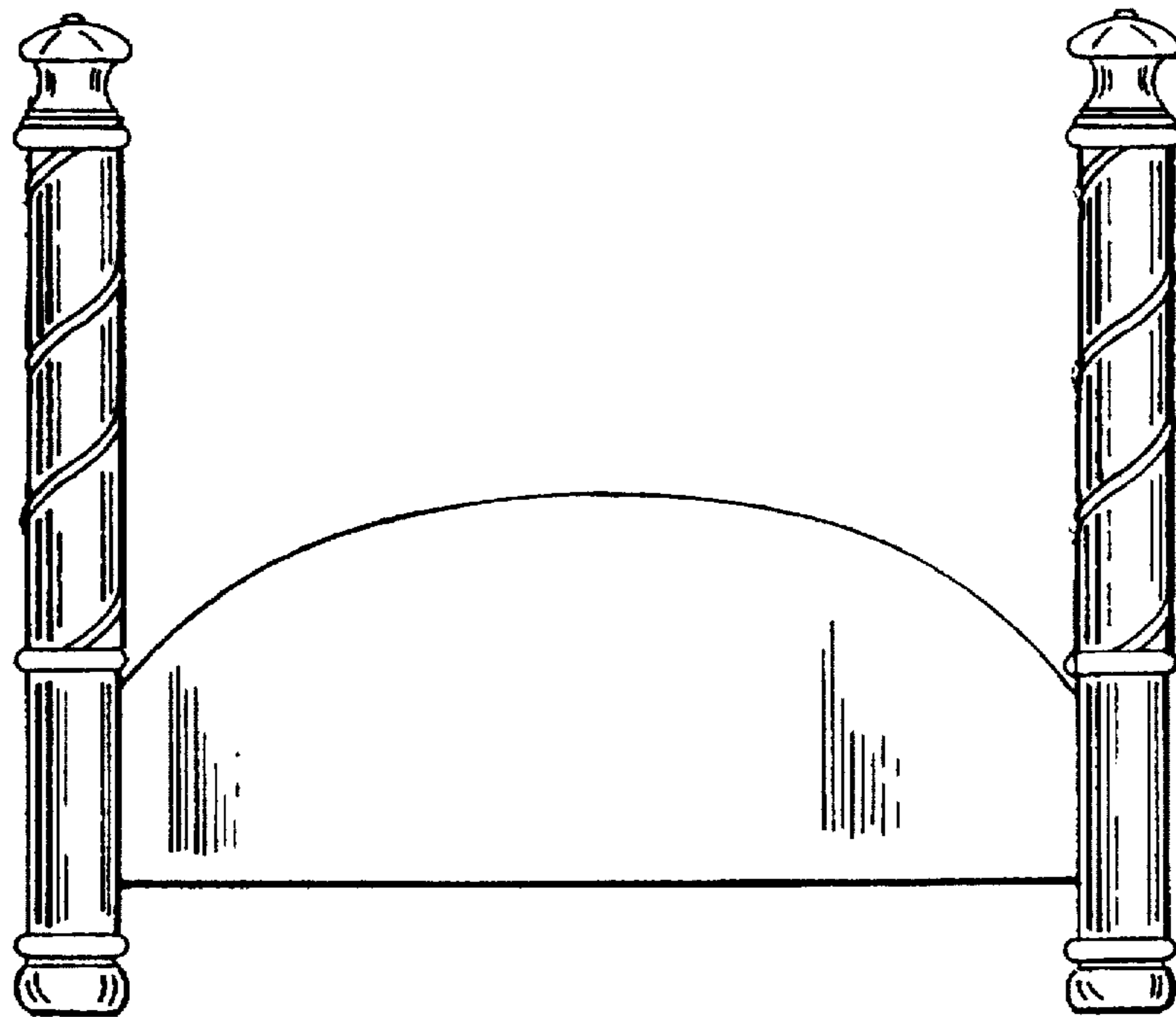


FIG. 4