



US00D391770S

United States Patent [19]

Newman, Jr. et al.

[11] Patent Number: **Des. 391,770**

[45] Date of Patent: ****Mar. 10, 1998**

[54] **PAINT PAD HOLDER**

| | | | | |
|------------|--------|---------|-------|----------|
| D. 230,205 | 1/1974 | Seip | | D4/137 |
| D. 256,190 | 8/1980 | Janssen | | D4/137 |
| 2,156,270 | 5/1939 | Smith | | 15/209.1 |

[75] Inventors: **Robert D. Newman, Jr.; Robert D. Newman, Sr.**, both of P.O. Box 377, Greenwood, Mo. 64034

Primary Examiner—Kay H. Chin
Assistant Examiner—Lavone D. Tabor
Attorney, Agent, or Firm—Hovey, Williams, Timmons & Collins

[73] Assignees: **Robert D. Newman, Sr.; Robert D. Newman, Jr.**, both of Greenwood, Mo.

[**] Term: **14 Years**

[57] CLAIM

[21] Appl. No.: **60,968**

The ornamental design for a paint pad holder, as shown and described.

[22] Filed: **Oct. 15, 1996**

DESCRIPTION

[51] LOC (6) Cl. **04-04**
 [52] U.S. Cl. **D4/138; D4/137; D32/52**
 [58] Field of Search D4/132, 135, 137, D4/138, 199; D8/45; D32/40, 52; 15/143.1, 159.1, 160, 209.1, 210.1, 210.5, 235.4, 244.1

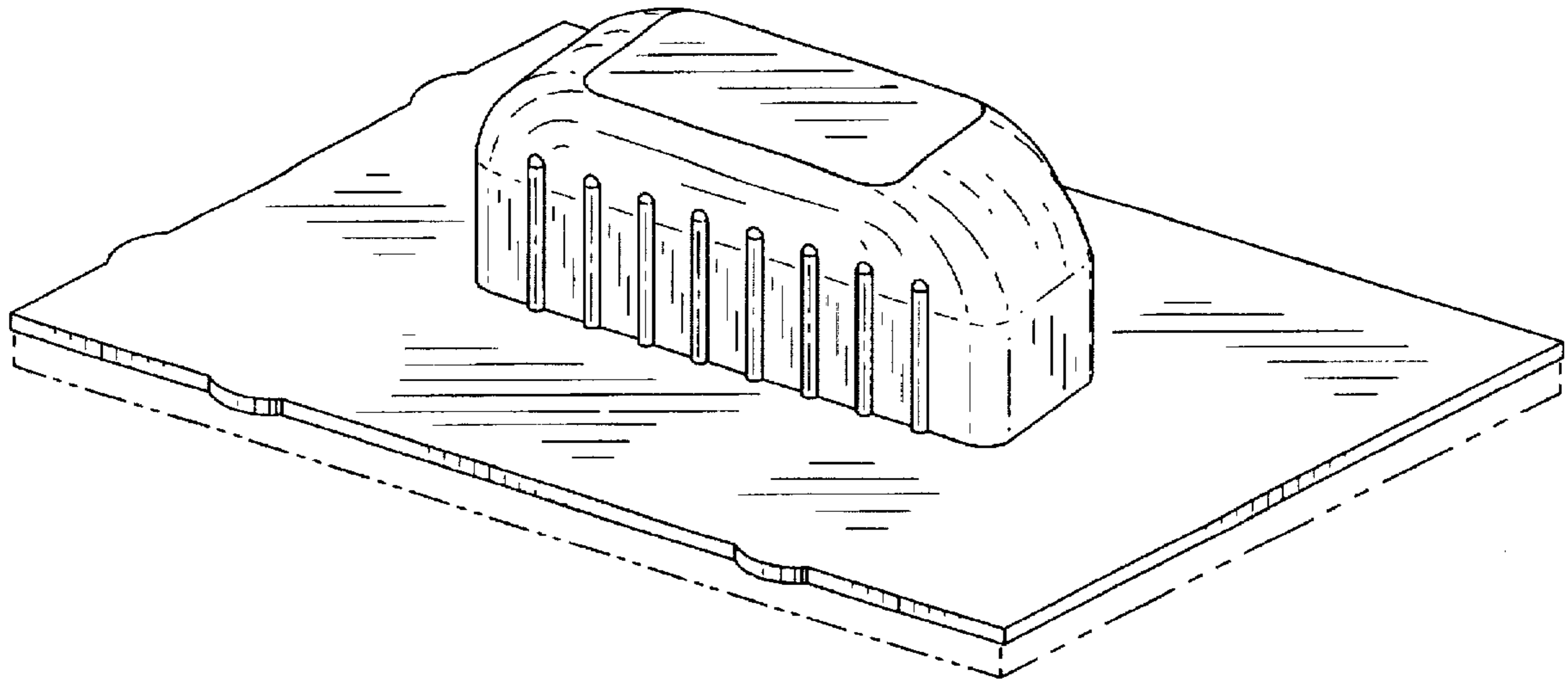
FIG. 1 is a perspective view;
FIG. 2 is a top plan view;
FIG. 3 is front elevational view; and,
FIG. 4 is a section view taken along line 4—4 of FIG. 2.
The broken line showing of a pad is for illustrative purposes only and forms no part of the claimed design.

[56] References Cited

U.S. PATENT DOCUMENTS

D. 206,791 1/1967 Martin D4/137

1 Claim, 1 Drawing Sheet



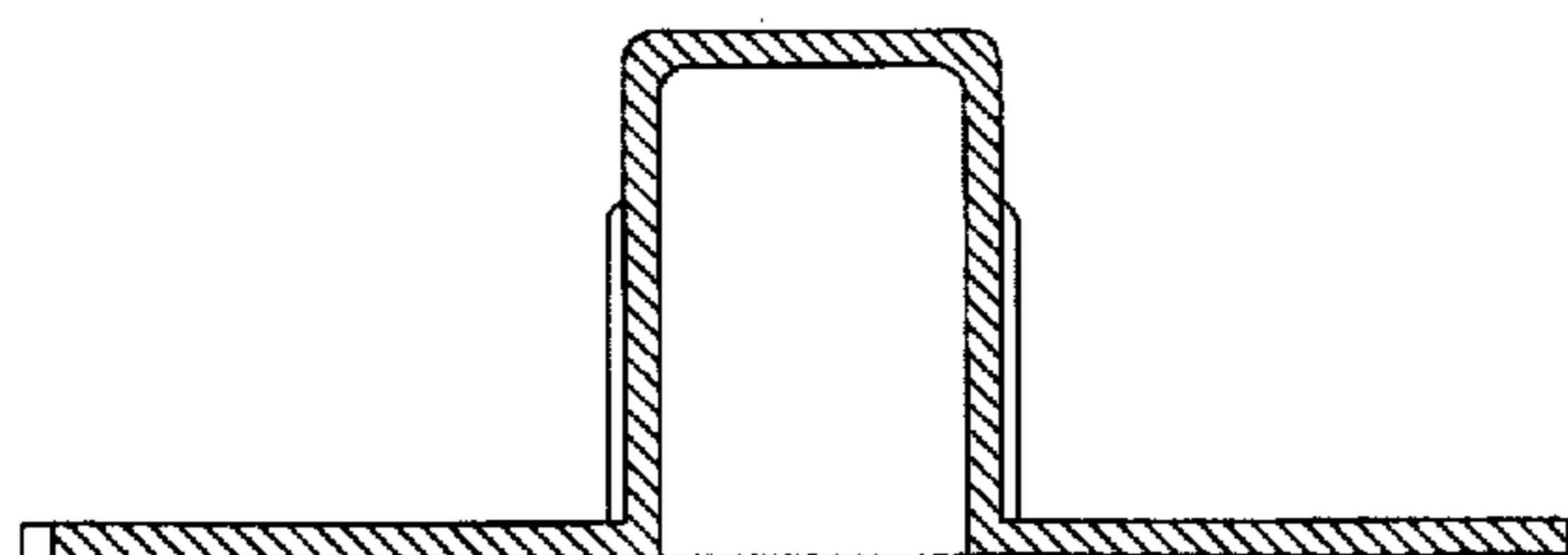
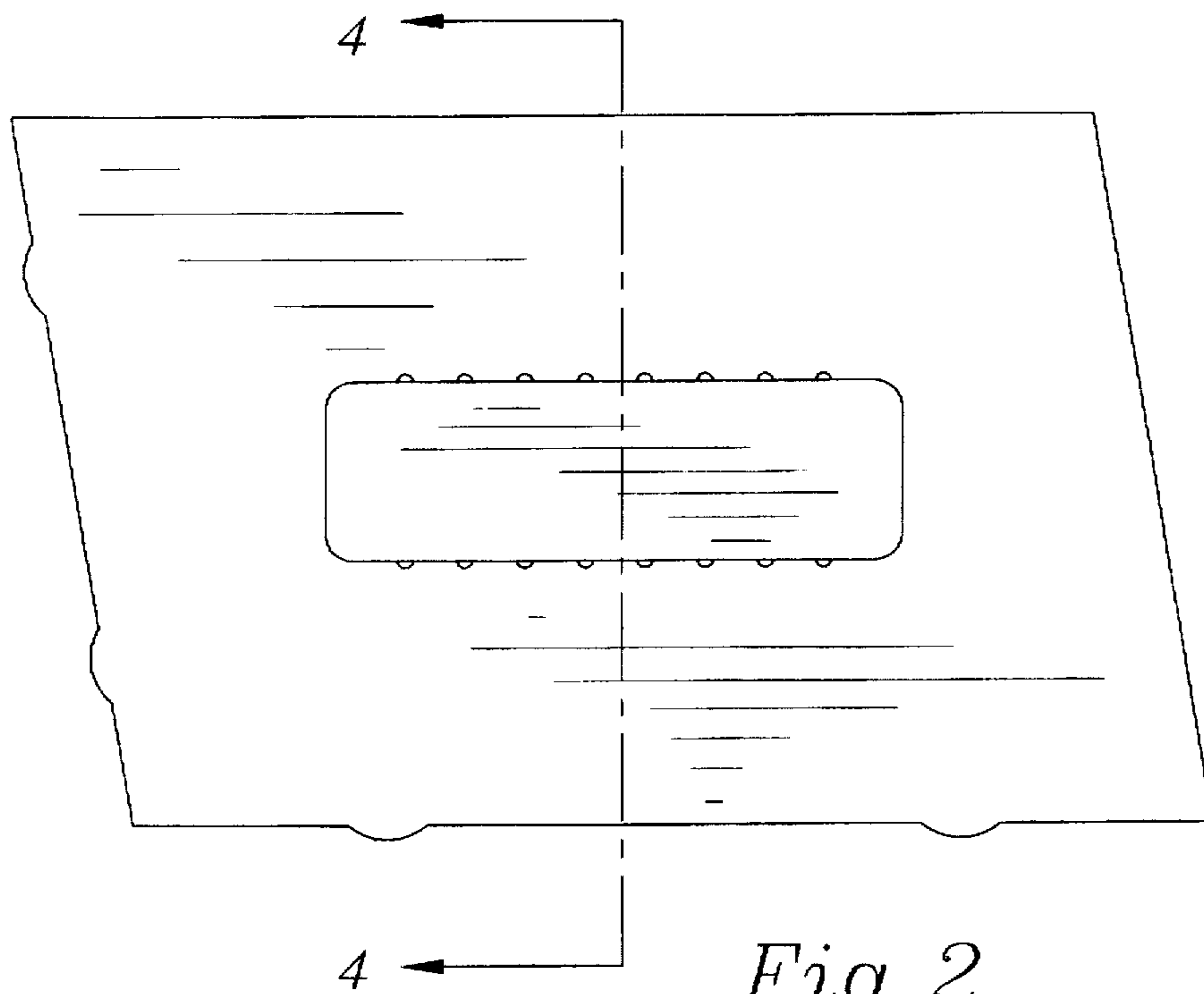



Fig. 4.

