



US00D391769S

United States Patent [19]

Kling et al.

[11] Patent Number: **Des. 391,769**

[45] Date of Patent: ****Mar. 10, 1998**

[54] **TOOTHBRUSH HANDLE**

[75] Inventors: **Björn Kling, Frankfurt; Peter Schneider, Königstein; Jürgen Greubel, Heidenrod, all of Germany**

[73] Assignee: **Gillette Canada Inc., Kirkland, Canada**

[**] Term: **14 Years**

[21] Appl. No.: **64,254**

[22] Filed: **Jul. 15, 1996**

Related U.S. Application Data

[63] Continuation of Ser. No. 36,776, Mar. 27, 1995, abandoned.

[51] **LOC (6) Cl.** **04-02**

[52] **U.S. Cl.** **D4/104**

[58] **Field of Search** **D4/104-112, 134, D4/138; 15/143.1, 159.1, 167.1, 167.2; 601/139, 141**

References Cited

U.S. PATENT DOCUMENTS


D. 108,852	3/1938	Herrick et al.	D4/104
D. 110,186	6/1938	Lukenbill	D4/104
D. 118,155	12/1939	Bosak	D4/104
D. 123,388	11/1940	Duey	D4/104
D. 146,271	1/1947	Stavely	D4/104
D. 165,248	11/1951	Sherrod et al.	D4/104
D. 172,693	7/1954	Wibbelsman et al.	D4/104
D. 201,867	8/1965	Newman	D4/104
D. 214,238	5/1969	Bender	D4/104
D. 238,834	2/1976	Hjelle	D4/104
D. 245,212	8/1977	Akester	D4/104
D. 257,192	10/1980	Moses	D4/104
D. 265,354	7/1982	Hyman	D4/104
D. 278,002	3/1985	Swope, Jr.	D4/104
D. 287,790	1/1987	Fay	D4/104
D. 288,148	2/1987	Malgrain	D4/104
D. 290,552	6/1987	Hukuba	D4/104
D. 302,076	7/1989	Kirberger	D4/104
D. 305,385	1/1990	Schneider	D4/104
D. 305,386	1/1990	Rams et al.	D4/104
D. 308,138	5/1990	Redmond	D4/104
D. 309,375	7/1990	Ahlstroem et al.	D4/104

D. 315,060	3/1991	Purushothaman	D4/104
D. 318,571	7/1991	Sletbak	D4/104
D. 318,760	8/1991	Kreishner et al.	D4/104
D. 324,775	3/1992	Kreisher et al.	D4/104
D. 325,302	4/1992	Honda	D4/104
D. 328,392	8/1992	Holstein, II et al.	D4/104
D. 329,751	9/1992	Booth et al.	D4/104
D. 335,393	5/1993	Pakarnseree	D4/104
D. 335,578	5/1993	Fuch et al.	D4/104
D. 336,369	6/1993	Harden	D4/104
D. 340,808	11/1993	Sherman et al.	D4/104
D. 347,524	6/1994	Simone et al.	D4/104
D. 347,736	6/1994	Schneider et al.	D4/104
D. 349,605	8/1994	Schneider et al.	D4/104
D. 358,032	5/1995	Schneider et al.	D4/104
D. 358,713	5/1995	Perry	D4/104
958,371	5/1910	Danek	15/167.1
1,048,740	12/1912	Sarrazin	15/167.1
1,369,966	3/1921	Cosens et al.	15/167.1
1,680,558	8/1928	Lioselle	15/172
2,094,240	9/1937	Herrick et al.	15/167.1
2,229,664	1/1941	Meeske	15/167.1
2,267,670	12/1941	Rosenwasser	15/143.1
2,273,207	2/1942	Kuhn	15/167.1
2,414,775	1/1947	Stavely	15/167.1
2,722,703	11/1955	Green	15/143.1
2,814,818	12/1957	Birse	15/143.1
2,845,649	8/1958	Hutson	15/167.1
3,120,670	2/1964	Amodeo	15/167.1
3,188,673	6/1965	Newman	15/167.1
4,137,593	2/1979	Porper	15/167.1
4,263,691	4/1981	Pakarnseree	15/159.1
4,356,585	11/1982	Protell et al.	15/111
4,399,582	8/1983	Ernest et al.	15/176
4,493,125	1/1985	Collis	15/167.1
4,638,521	1/1987	Potente et al.	15/111
4,654,921	4/1987	Dinner	15/167.1
4,672,706	6/1987	Hill	15/167.1
4,679,272	7/1987	Florence	15/106
4,800,608	1/1989	Key	15/167.1
4,802,255	2/1989	Breuer et al.	15/159.1
5,272,784	12/1993	Levin	15/167.1

FOREIGN PATENT DOCUMENTS

685019 3/1965 Italy

Primary Examiner—Alan P. Douglas
Assistant Examiner—Lavone D. Tabor
Attorney, Agent, or Firm—Chester Cekala



[57]

CLAIM

The ornamental design for a toothbrush handle, as shown and described.

DESCRIPTION

FIG. 1 is a top, front and right side perspective view of a toothbrush handle showing our new design;
FIG. 2 is a reduced top plan view thereof;
FIG. 3 is a front elevational view thereof;

FIG. 4 is a right side elevational view thereof where the left side view is a mirror image (unclaimed environmental structure being shown in broken lines);

FIG. 5 is a rear elevational view thereof; and,

FIG. 6 is a bottom plan view thereof.

The broken lines showing the toothbrush bristle structure are for illustrative purposes only and form no part of the claimed design.

1 Claim, 2 Drawing Sheets

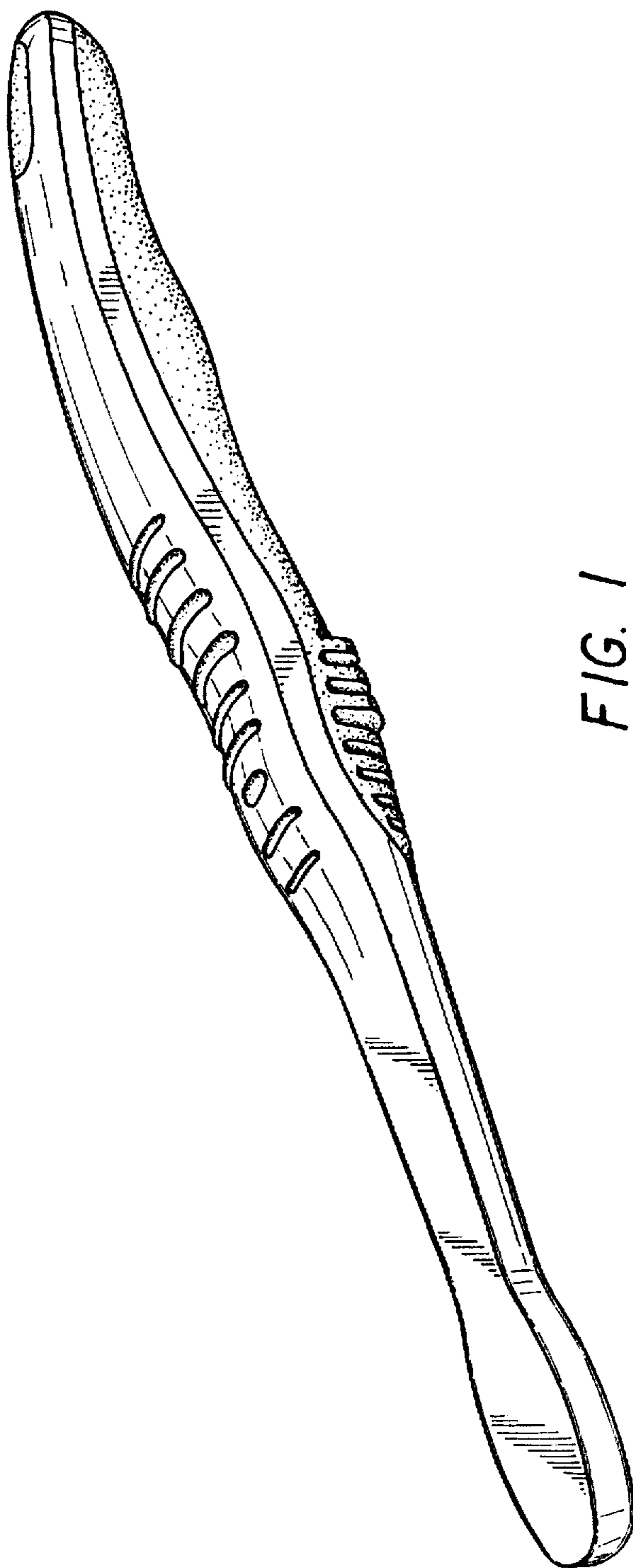


FIG. 1

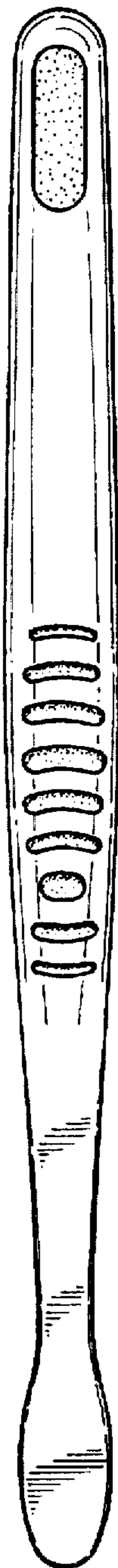


FIG. 2




FIG. 3

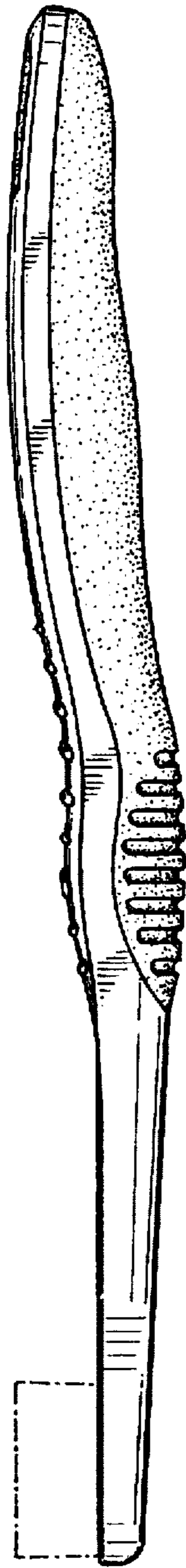


FIG. 4

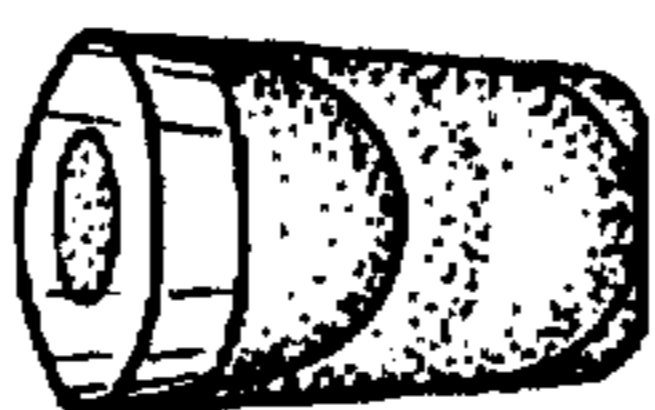


FIG. 5




FIG. 6