



US00D391766S

United States Patent [19]

Moskovich

[11] Patent Number: **Des. 391,766**

[45] Date of Patent: *****Mar. 10, 1998**

[54] **TOOTHBRUSH**

[75] Inventor: **Robert Moskovich**, East Brunswick, N.J.

[73] Assignee: **Colgate-Palmolive Company**, New York, N.Y.

[*] Notice: The portion of the term of this patent subsequent to Nov. 18, 2011, has been disclaimed.

[**] Term: **14 Years**

[21] Appl. No.: **59,725**

[22] Filed: **Sep. 5, 1996**

[51] LOC (6) Cl. **04-02**

[52] U.S. Cl. **D4/104**

[58] Field of Search D4/104-112, 132-134, D4/138; 15/143.1, 159.1, 167.1, 167.2, 186, 187, 207.2, DIG. 5, DIG. 6, 111; 132/308, 309; 601/139, 141

[56] References Cited

U.S. PATENT DOCUMENTS

D. 94,303	1/1935	Hadley	D4/111
D. 270,972	10/1983	Rosofsky	D4/104
D. 289,704	5/1987	Marthaler et al.	D4/104
D. 330,116	10/1992	Crawford et al.	D4/104
D. 334,472	4/1993	Curtis et al.	D4/104
D. 342,160	12/1993	Curtis et al.	D4/104
D. 342,161	12/1993	Curtis et al.	D4/104
D. 342,162	12/1993	Curtis et al.	D4/104
D. 343,294	1/1994	Curtis et al.	D4/104
D. 352,396	11/1994	Curtis et al.	D4/104
D. 353,939	1/1995	Curtis et al.	D4/104
D. 358,485	5/1995	Crawford et al.	D4/104
D. 370,564	6/1996	Moskovich	D4/104
1,128,139	2/1915	Hoffman	15/111 X
2,114,947	4/1938	Warsaw	15/167.1
3,229,318	1/1966	Clemens	15/167.1
3,722,020	3/1973	Hills	15/167.1
4,010,509	3/1977	Huish	15/167.1
4,268,933	5/1981	Papas	15/167.1

4,780,924	11/1988	Hansen et al.	D4/104 X
5,335,389	8/1994	Curtis et al.	15/167.1
5,341,537	8/1994	Curtis et al.	15/167.1

FOREIGN PATENT DOCUMENTS

76598	11/1953	Denmark	15/167.1
-------	---------	---------	-------	----------

Primary Examiner—Alan P. Douglas
Assistant Examiner—Lavone D. Tabor
Attorney, Agent, or Firm—Richard J. Ancel

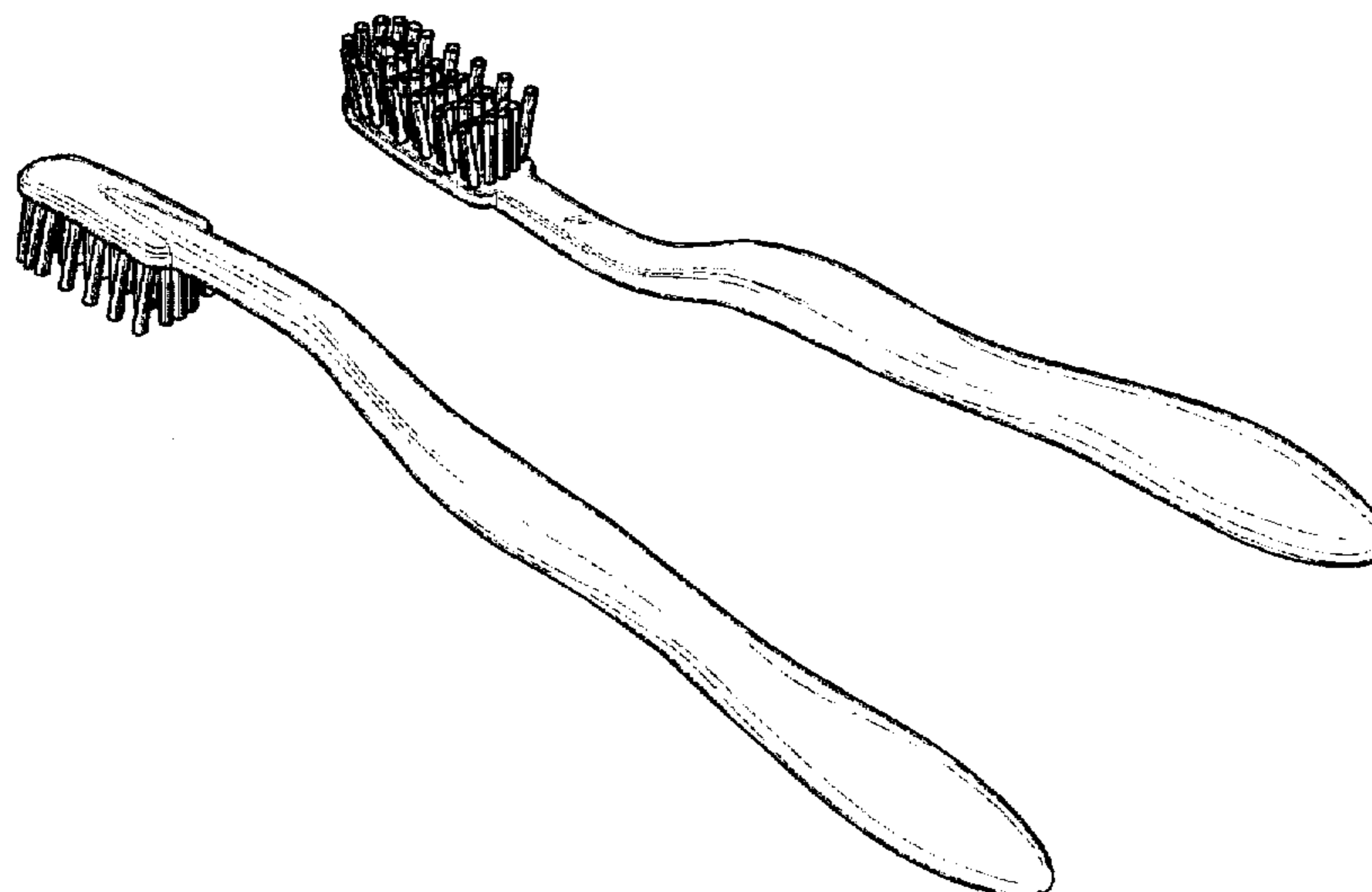
[57] CLAIM

The ornamental design for a toothbrush, as shown and described.

DESCRIPTION

FIG. 1 is a top plan view of a toothbrush showing my new design;
 FIG. 2 is a left side elevational view thereof;
 FIG. 3 is a bottom plan view thereof;
 FIG. 4 is a right side elevation view thereof;
 FIG. 5 is an elevational view as seen from the head end thereof;
 FIG. 6 is an elevational view as seen from the handle end thereof;
 FIG. 7 is a perspective view thereof from the top of the brush; and
 FIG. 8 is a perspective view thereof from the bottom of the brush;
 FIG. 9 is a top plan view of a second embodiment of the design shown in FIGS. 1-8;
 FIG. 10 is a left side elevational view thereof;
 FIG. 11 is a bottom plan view thereof;
 FIG. 12 is a right side elevation view thereof;
 FIG. 13 is an elevational view as seen from the head end thereof;
 FIG. 14 is an elevational view as seen from the handle end thereof;
 FIG. 15 is a perspective view thereof from the top of the brush; and,
 FIG. 16 is a perspective view thereof from the bottom of the brush.

1 Claim, 6 Drawing Sheets



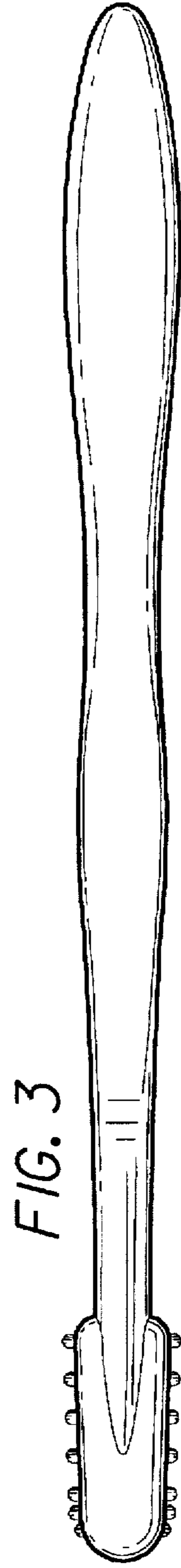
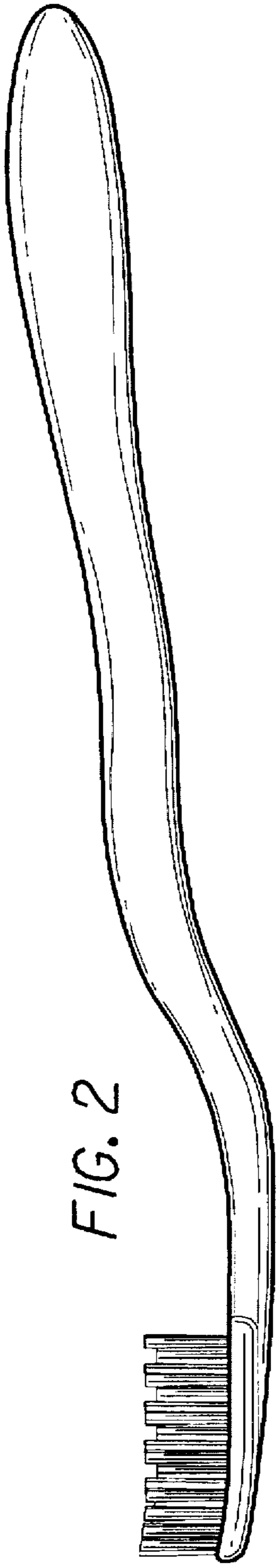
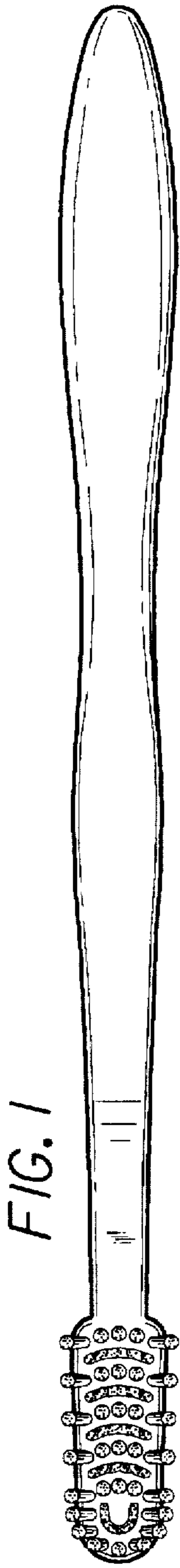


FIG. 6

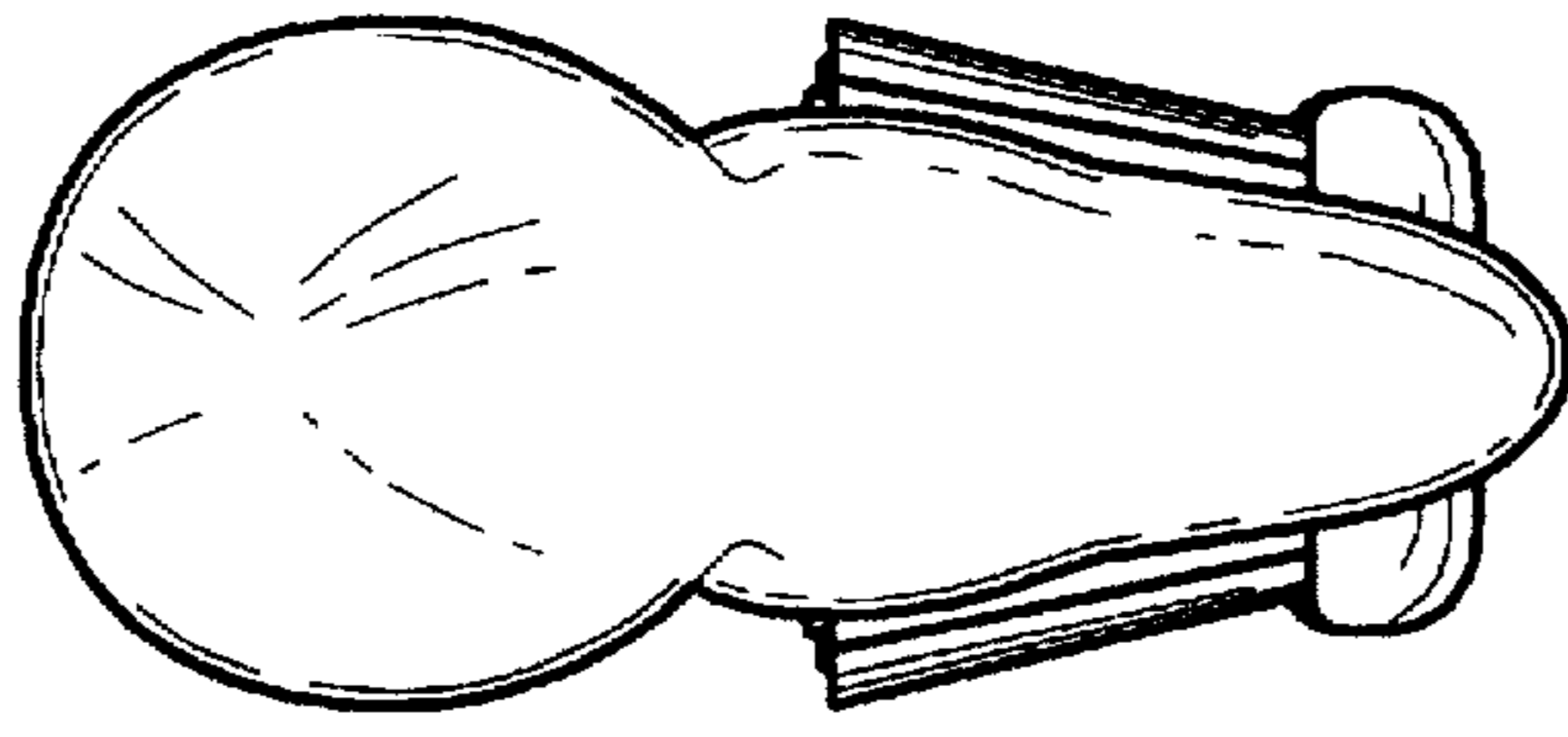
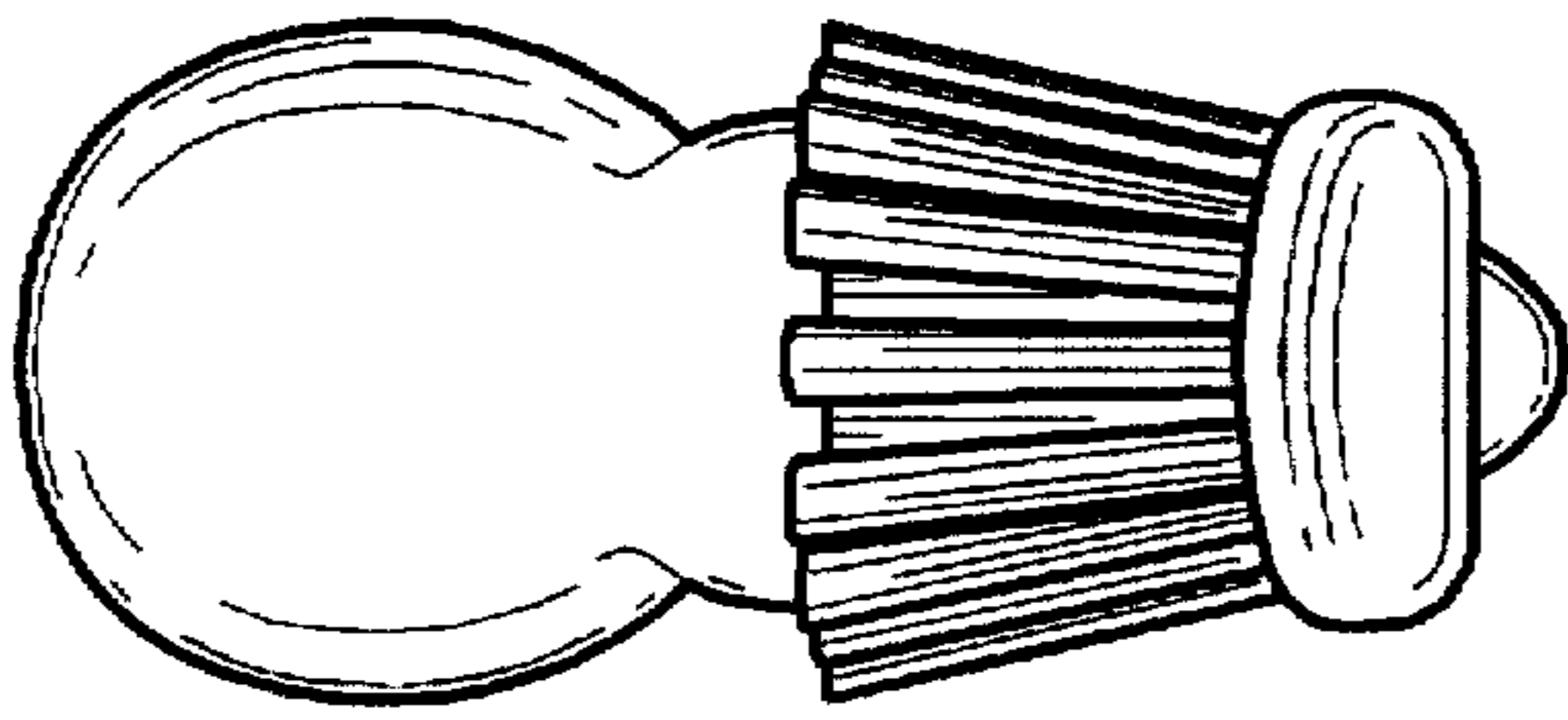


FIG. 5



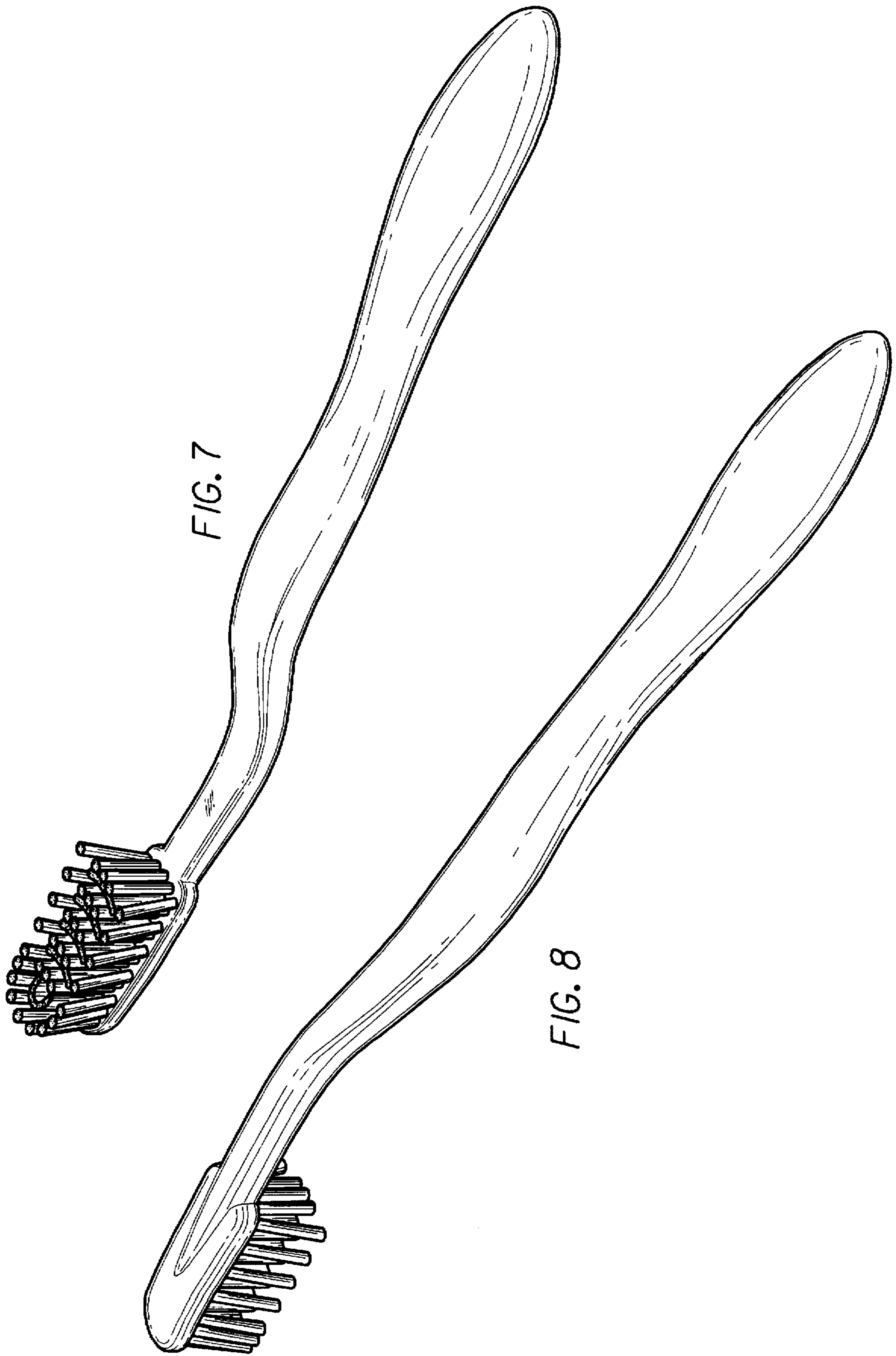


FIG. 9

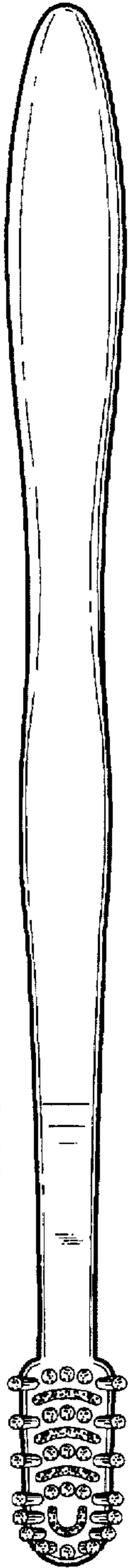


FIG. 10



FIG. 11




FIG. 12

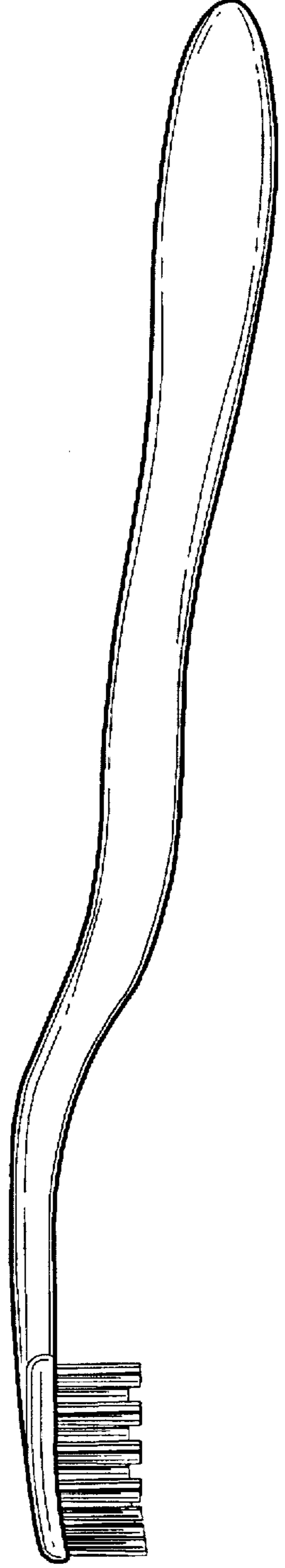


FIG. 14

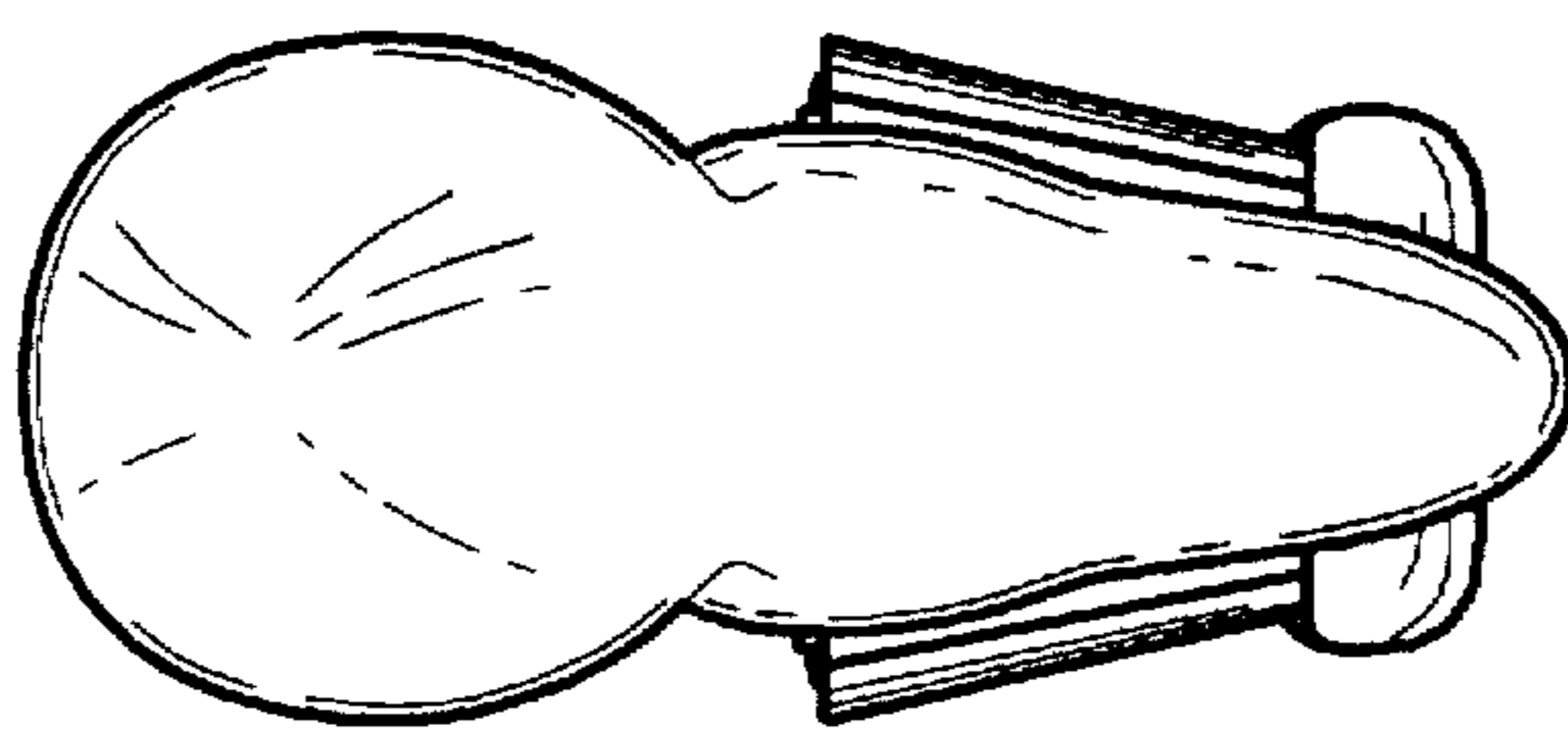


FIG. 13

