



US00D391761S

United States Patent [19]
Lee

[11] **Patent Number:** **Des. 391,761**
[45] **Date of Patent:** ****Mar. 10, 1998**

[54] **MULTI-PURPOSE HOLDER**
[76] **Inventor:** **Hsiu-Hui Lee**, 3F., No. 81, Alley 220,
Wu-Shing Street, Taipei, Taiwan
[**] **Term:** **14 Years**
[21] **Appl. No.:** **63,832**
[22] **Filed:** **Dec. 17, 1996**
[51] **LOC (6) Cl.** **03-01**
[52] **U.S. Cl.** **D3/294; D28/83**
[58] **Field of Search** **D3/294, 273; D9/423,**
D9/424; D28/78, 83; 206/235, 581, 265,
823; 220/337, 334, 376

D. 343,121 1/1994 Liska D28/78
D. 352,601 11/1994 Dallaire D28/78
D. 355,360 2/1995 Mund et al. D9/423
D. 367,211 2/1996 Cautereels D3/294

Primary Examiner—Philip S. Hyder
Attorney, Agent, or Firm—Pro-Techtor International

[57] **CLAIM**

The ornamental design for a multi-purpose holder, as shown and described.

DESCRIPTION

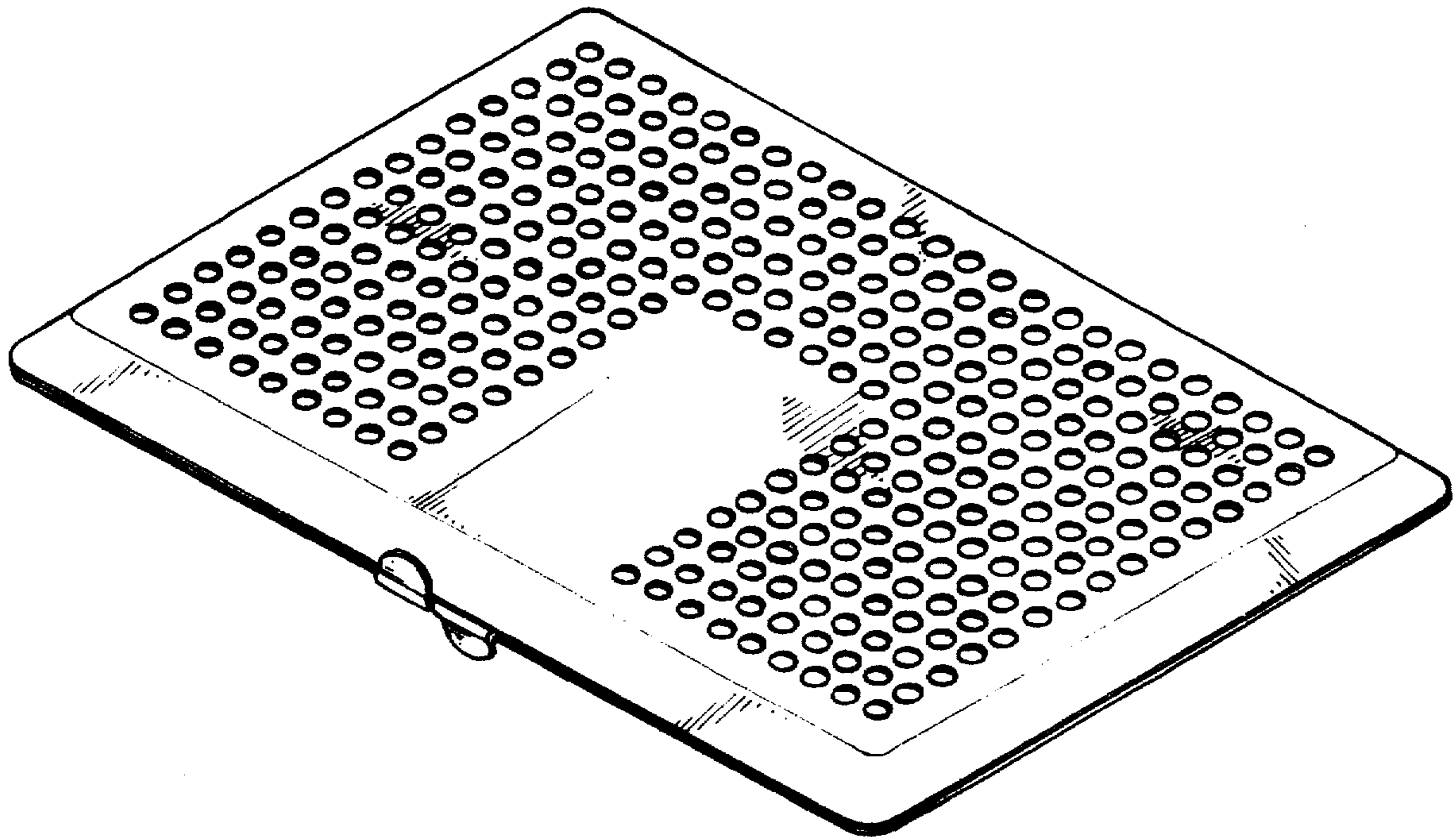
FIG. 1 is a perspective view of a multi-purpose holder showing my new design;
FIG. 2 is a front elevational view thereof;
FIG. 3 is a rear elevational view thereof;
FIG. 4 is a top plan view thereof;
FIG. 5 is a bottom plan view thereof;
FIG. 6 is a left side elevational view thereof; and,
FIG. 7 is a right side elevational view thereof.

[56] **References Cited**

U.S. PATENT DOCUMENTS

D. 282,300 1/1986 Bakic D28/83
D. 287,418 12/1986 Trabattoni D28/83
D. 305,947 2/1990 Chevassus D28/78
D. 326,226 5/1992 Gerhart D28/78
D. 340,541 10/1993 Chen D28/83

1 Claim, 5 Drawing Sheets



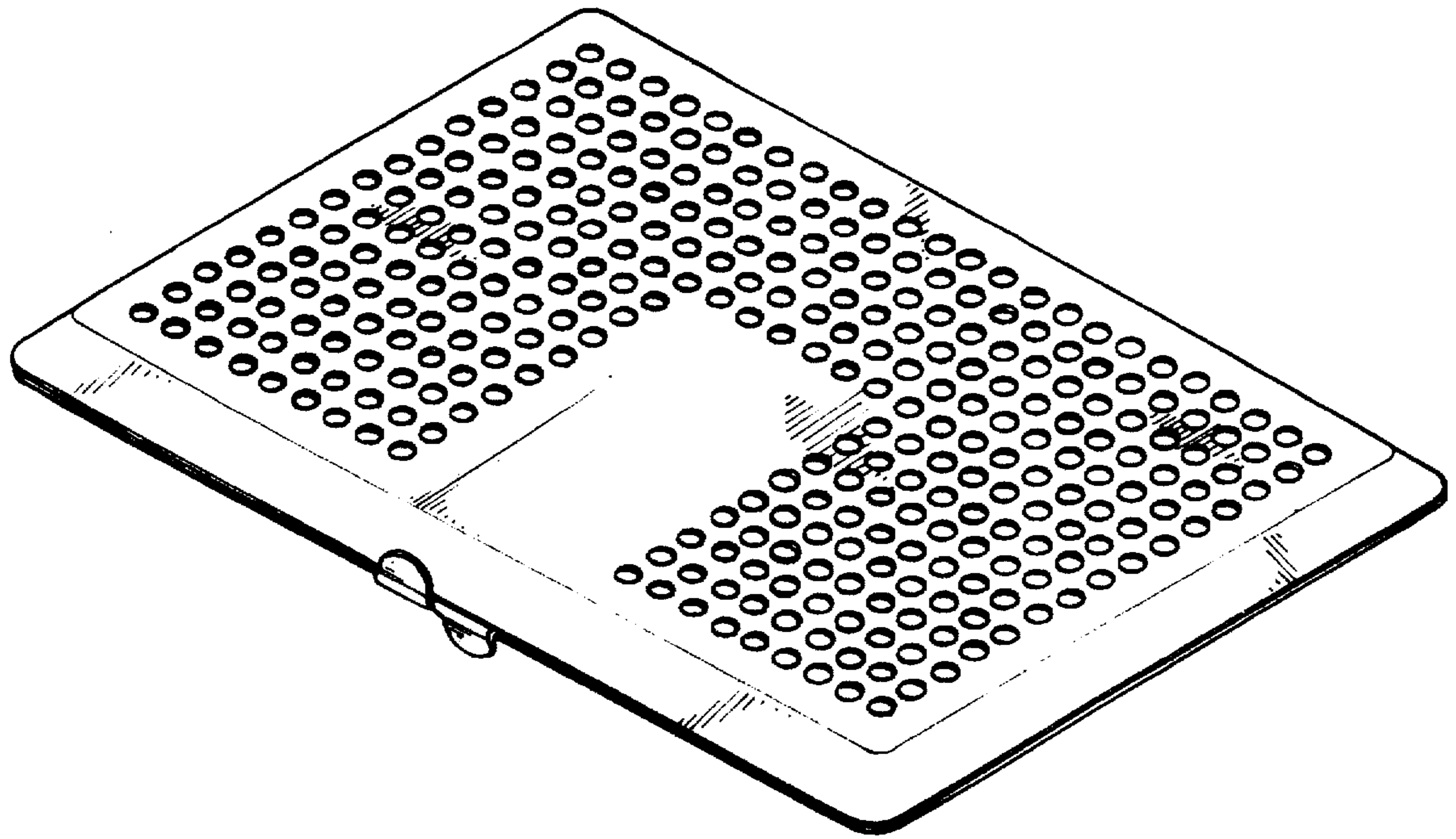


FIG. 1



FIG. 2




FIG. 3

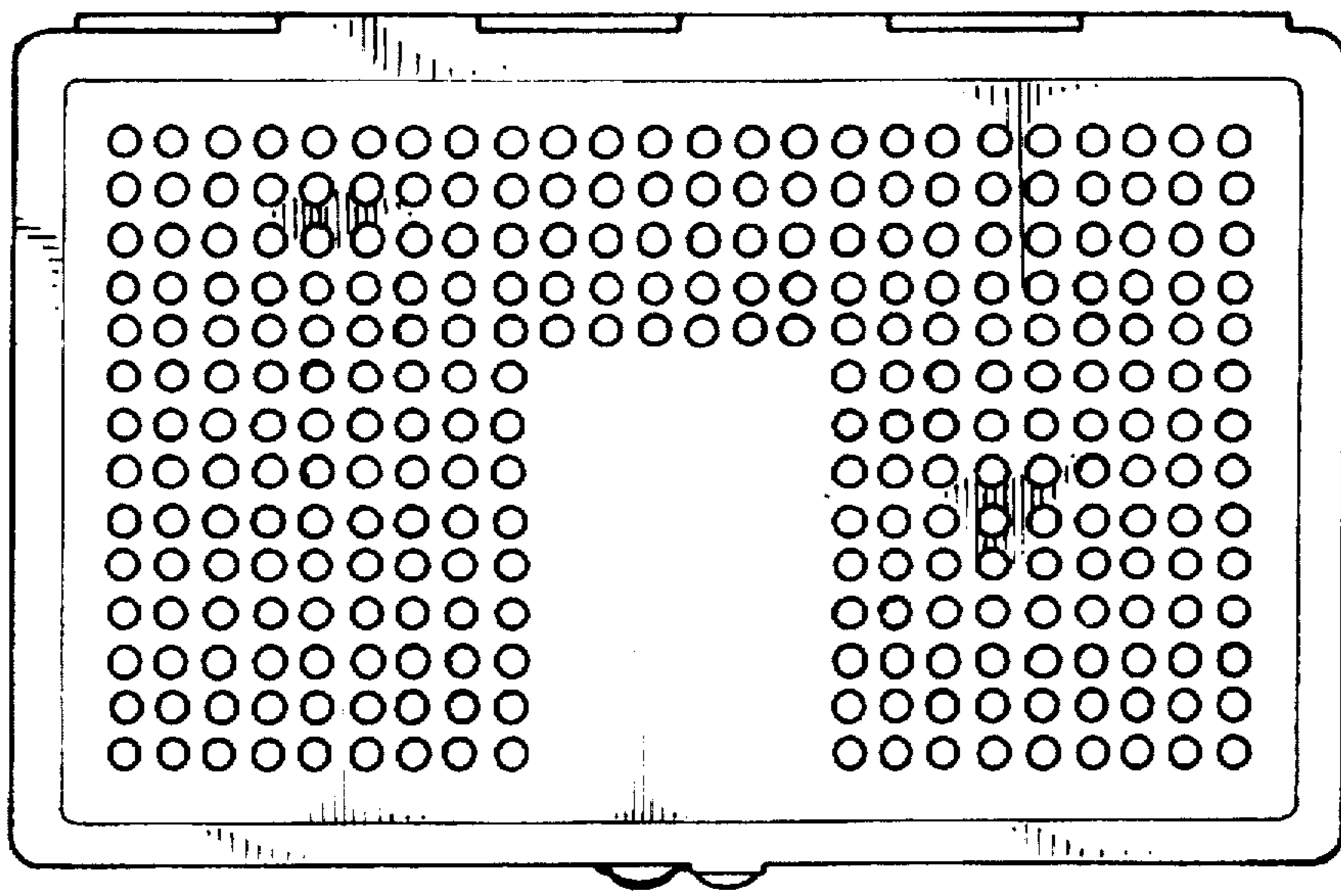


FIG. 4

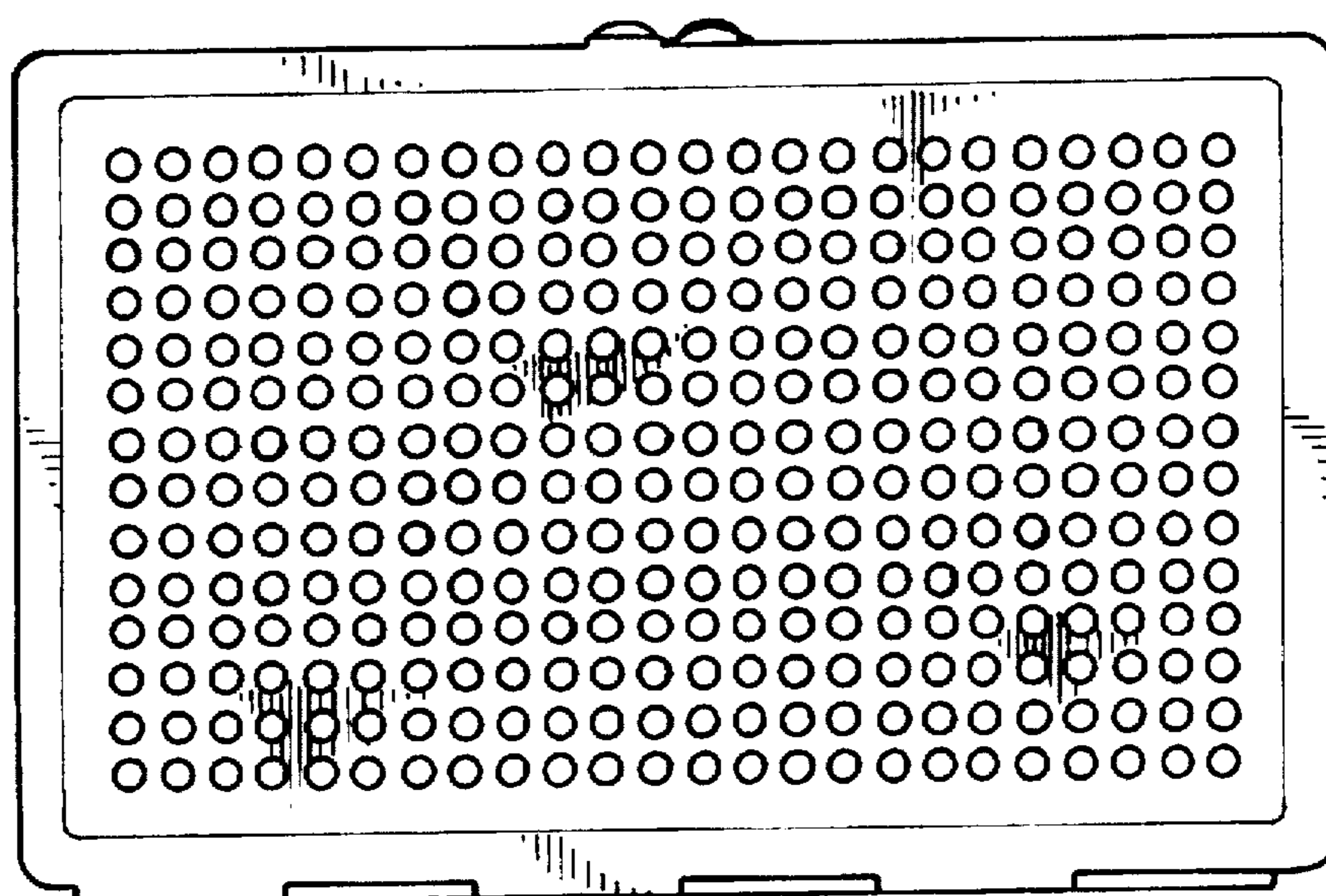


FIG. 5

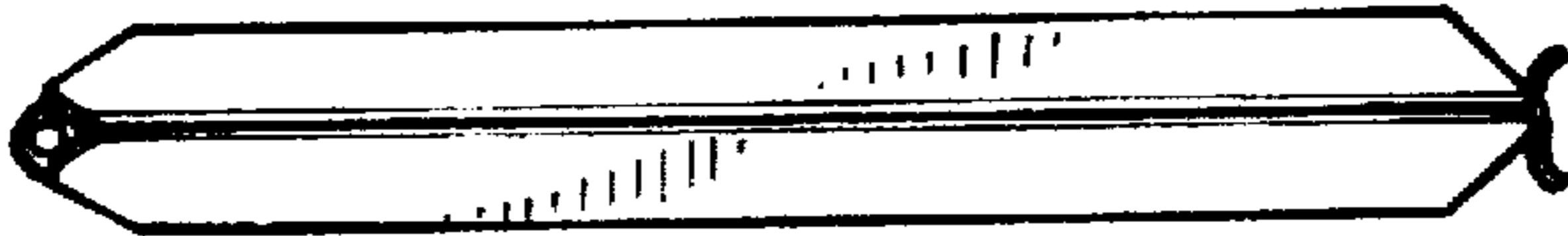


FIG. 6




FIG. 7