



US00D391731S

United States Patent [19]

Wu

[11] Patent Number: **Des. 391,731**

[45] Date of Patent: ****Mar. 3, 1998**

[54] **GOLF TROLLEY**

[75] Inventor: **Fang-Li Wu, Tainan Hsien, Taiwan**

[73] Assignee: **Sports World Enterprise Co., Ltd., Tainan Hsien, Taiwan**

[**] Term: **14 Years**

[21] Appl. No.: **62,917**

[22] Filed: **Dec. 3, 1996**

[30] **Foreign Application Priority Data**

Sep. 20, 1996 [TW] Taiwan 85307873

[51] **LOC (6) Cl.** **12-02**

[52] **U.S. Cl.** **D34/15**

[58] **Field of Search** D34/12-27; 280/646, 280/DIG. 6; 224/274; 248/96, 129, 128, 145.6

[56] **References Cited**

U.S. PATENT DOCUMENTS

- D. 303,028 8/1989 Lee D34/15
- D. 304,110 10/1989 Yang D34/15

- D. 319,327 8/1991 Sanders et al. D34/15
- 4,914,346 4/1990 Klein D34/15 X
- 4,946,186 8/1990 Cheng D34/15 X
- 5,154,435 10/1992 Chiu 280/DIG. 6 X
- 5,409,253 4/1995 Cheng 280/646
- 5,582,421 12/1996 Liu 280/646

Primary Examiner—Susan J. Lucas
Assistant Examiner—Cynthia E. Ramirez
Attorney, Agent, or Firm—Morton J. Rosenberg; David I. Klein; Jun Y. Lee

[57] **CLAIM**

The ornamental design for a golf trolley, as shown and described.

DESCRIPTION

FIG. 1 is a perspective view of a golf trolley showing my new design;
FIG. 2 is a front elevational view thereof;
FIG. 3 is a rear elevational view thereof;
FIG. 4 is a left side elevational view thereof;
FIG. 5 is a right side elevational view thereof;
FIG. 6 is a top plan view thereof; and
FIG. 7 is a bottom plan view thereof.

1 Claim, 4 Drawing Sheets





FIG. 1




FIG. 2




FIG. 3

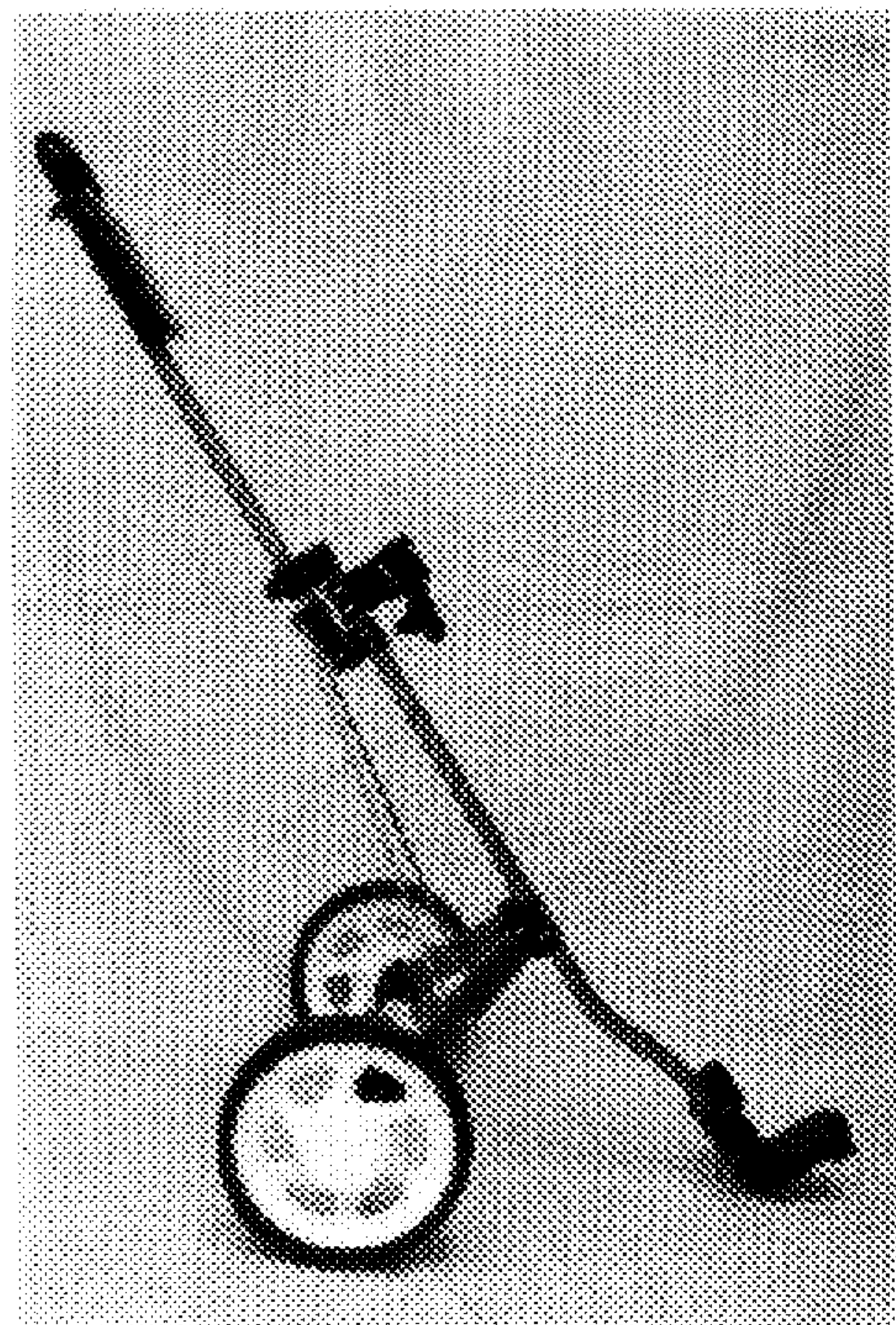


FIG. 4

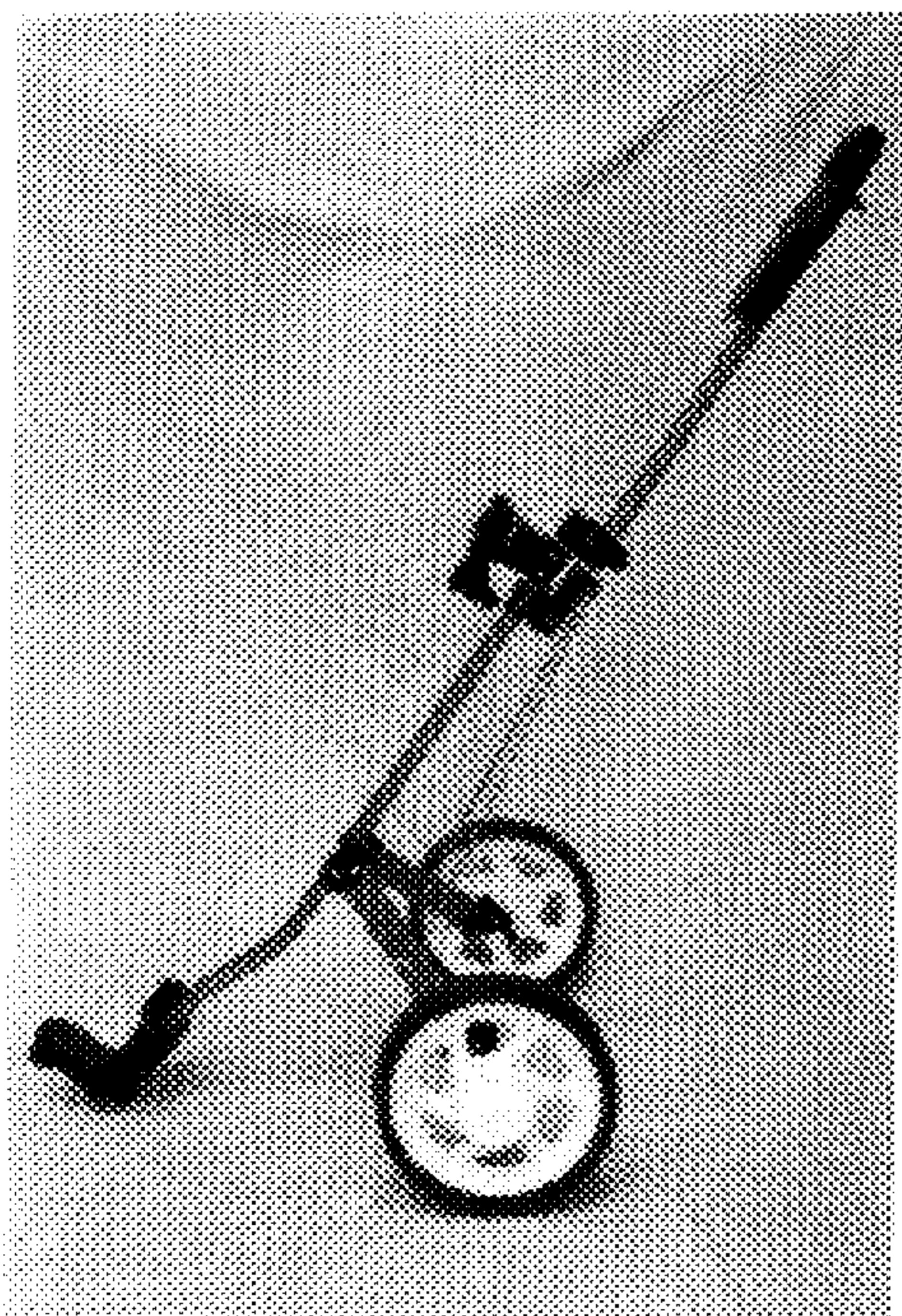


FIG. 5




FIG. 6




FIG. 7