



US00D391715S

United States Patent [19]

Irwin et al.

[11] Patent Number: **Des. 391,715**

[45] Date of Patent: ****Mar. 3, 1998**

[54] **CLEANING IMPLEMENT MOUNTING SURFACE**

[75] Inventors: **Aram J. Irwin; James W. Settelmayer, Jr., both of Cincinnati, Ohio**

[73] Assignee: **The Procter & Gamble Company, Cincinnati, Ohio**

[**] Term: **14 Years**

[21] Appl. No.: **60,215**

[22] Filed: **Sep. 24, 1996**

[51] LOC (6) CL **04-01**

[52] U.S. Cl. **D32/50**

[58] **Field of Search** D32/35, 40, 44, D32/45, 49, 50, 51; 15/115, 119.2, 116.2, 118, 229.3, 229.6, 229.7, 229.8, 228

[56] **References Cited**

U.S. PATENT DOCUMENTS

D. 21,197	5/1891	Malmo	D32/50
D. 287,173	12/1986	Libman	D32/51
D. 358,238	5/1995	Barnett	D32/50
2,943,339	7/1960	Vosbikian et al.	..	

3,395,415	8/1968	Leland	.	
4,216,562	8/1980	Strahs	15/119.2
4,349,933	9/1982	Thompson	15/118
5,390,390	2/1995	Kresse et al.	15/228
5,507,065	4/1996	McBride et al.	15/228
5,606,760	3/1997	De Guzman	15/119.2

Primary Examiner—Susan J. Lucas
Assistant Examiner—Cynthia E. Ramirez
Attorney, Agent, or Firm—Elizabeth M. Koch; Michael J. D'Amelio

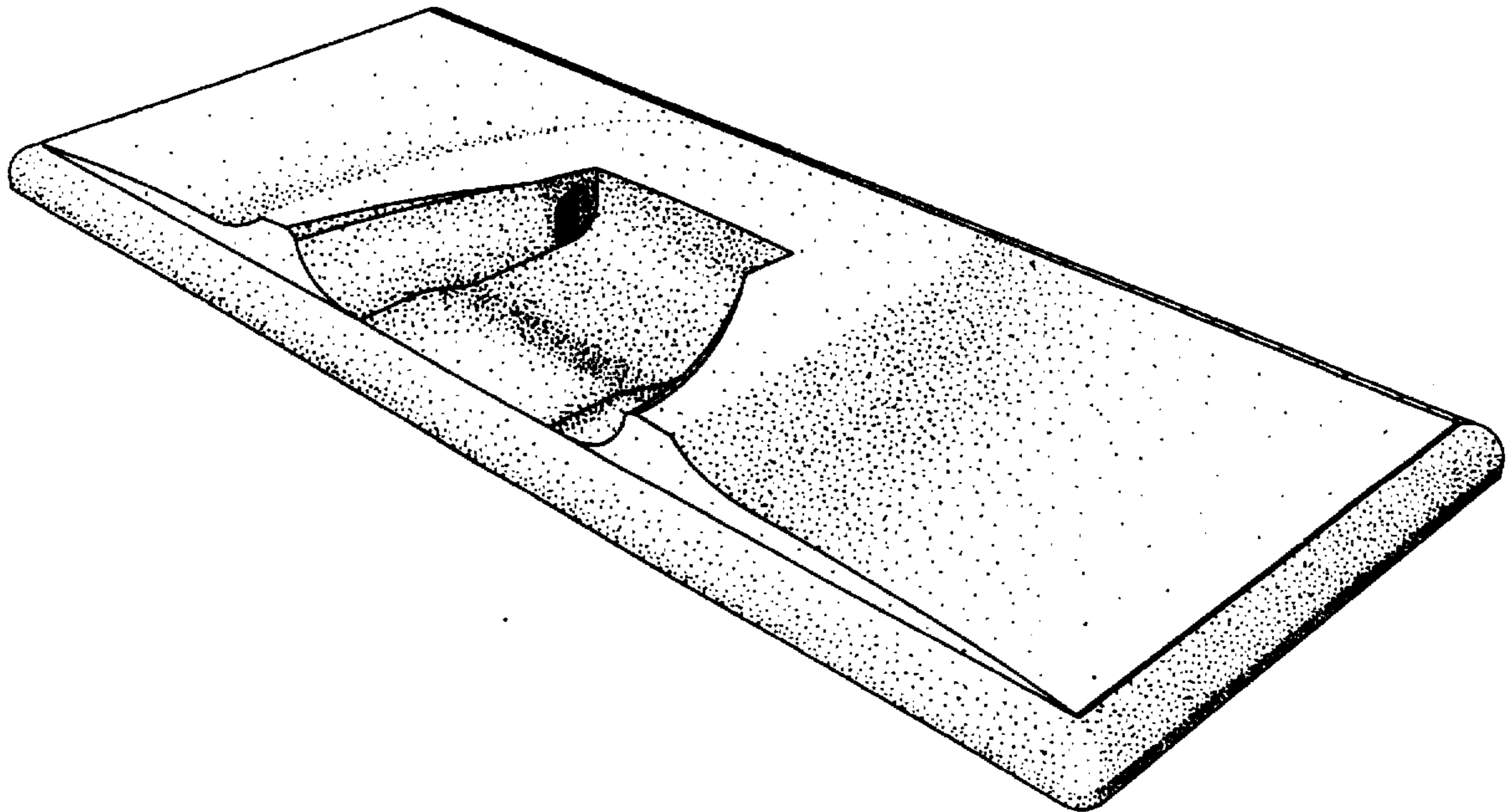
[57] **CLAIM**

The ornamental design for a cleaning implement mounting surface, as shown and described.

DESCRIPTION

FIG. 1 is a perspective view of a cleaning implement mounting surface, embodying my new design; FIG. 2 is a side elevational view thereof, the opposite side elevational view thereof being a mirror image; FIG. 3 is a top view thereof; FIG. 4 is a bottom view thereof; FIG. 5 is a front elevational view thereof; and, FIG. 6 is a rear elevational view thereof.

1 Claim, 4 Drawing Sheets



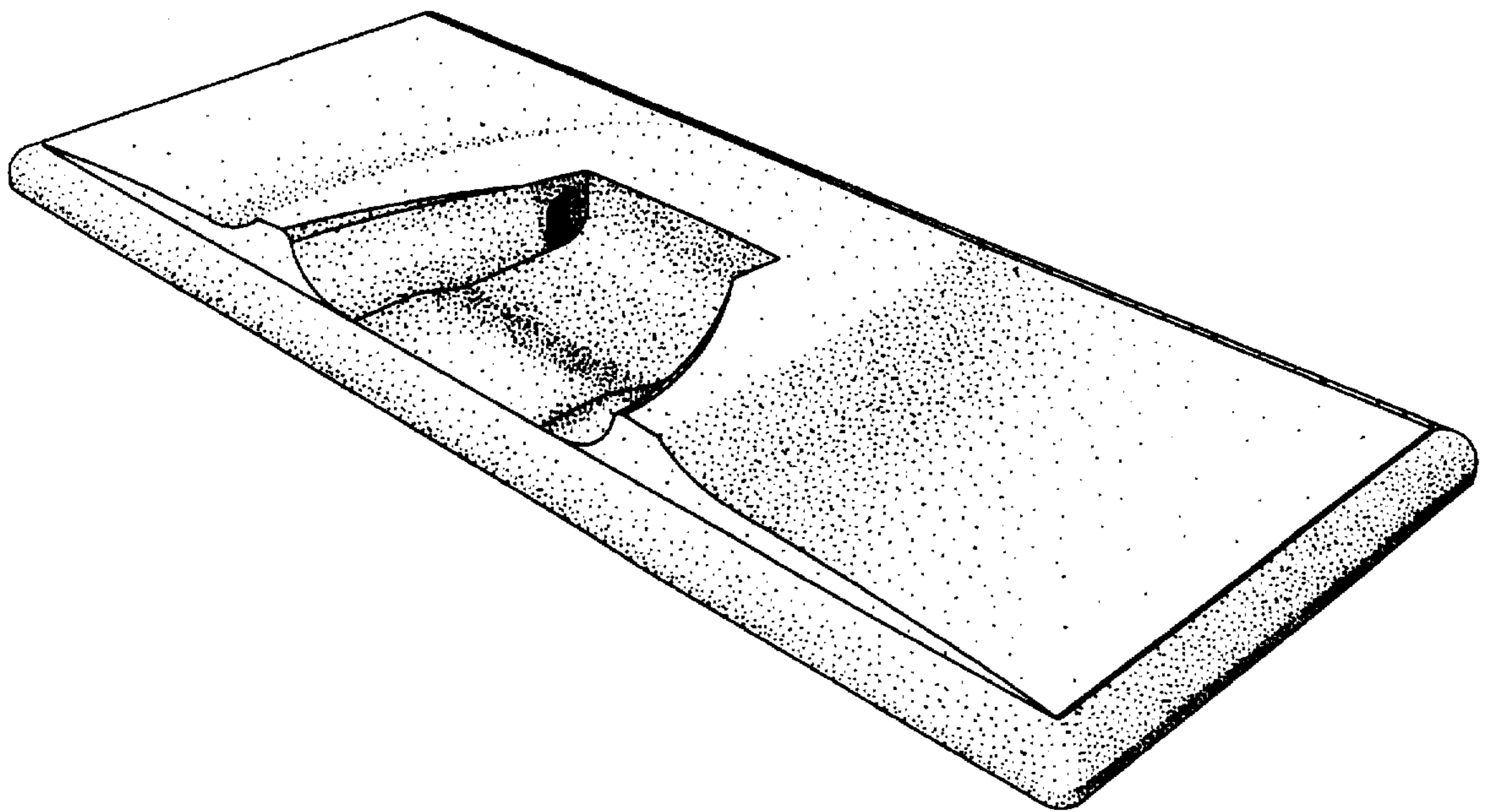


Fig. 1




Fig. 2

Fig. 3

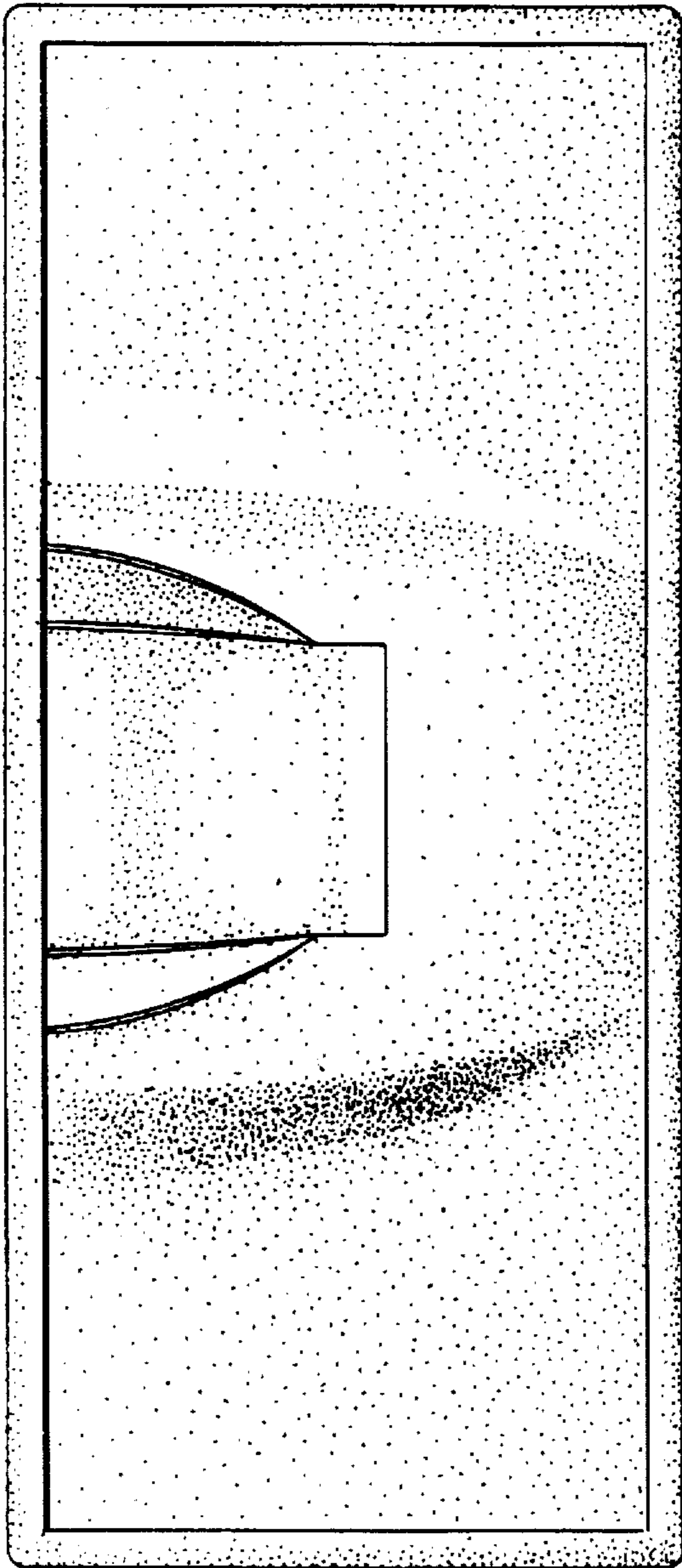


Fig. 4




Fig. 5



Fig. 6

