



US00D391713S

United States Patent [19] Laib

[11] Patent Number: **Des. 391,713**
[45] Date of Patent: ****Mar. 3, 1998**

[54] **SQUEEGEE**
[75] Inventor: **Douglas M. Laib**, Orlando, Fla.
[73] Assignee: **Dart Industries Inc.**, Orlando, Fla.
[**] Term: **14 Years**
[21] Appl. No.: **63,605**
[22] Filed: **Dec. 11, 1996**
[51] LOC (6) Cl. **08-05**
[52] U.S. Cl. **D32/41; D7/688**
[58] Field of Search **D8/16, 17, 45;**
 D32/40, 41, 46, 49, 52, 48; 15/121, 232,
 236.01, 236.02, 245, 245.1; D4/116, 118;
 D7/688, 693, 695

D. 368,344 3/1996 Hansen D32/41 X
2,613,977 10/1952 Kellogg .
4,097,951 7/1978 Hurtt .
4,784,598 11/1988 Kranz et al. .
5,272,786 12/1993 Edström .
5,626,683 5/1997 Blouio 15/236.01 X

Primary Examiner—Brian N. Vinson
Assistant Examiner—Cynthia E. Ramirez
Attorney, Agent, or Firm—John A. Doninger

[57] CLAIM

The ornamental design for a squeegee, as shown and described.

DESCRIPTION

FIG. 1 is a top and front perspective view of a squeegee showing my new design;
FIG. 2 is a top and rear perspective view thereof;
FIG. 3 is a top plan view thereof;
FIG. 4 is a bottom plan view thereof;
FIG. 5 is a front elevation view thereof;
FIG. 6 is a rear elevation view thereof; and,
FIG. 7 is a left side view thereof; and,
FIG. 8 is a right side view thereof.
The broken line showing of the front section of the squeegee in the disclosure is for illustrative purposes only and forms no part of the claimed design.

1 Claim, 3 Drawing Sheets

[56] References Cited U.S. PATENT DOCUMENTS

D. 104,608 5/1937 Bricker D7/688
D. 199,962 1/1965 Peterson D32/46
D. 208,190 8/1967 Parry D32/46
D. 214,085 5/1969 Fremdling D32/41
D. 276,564 11/1984 Leininger D32/41 X
D. 280,247 8/1985 Jones D32/41
D. 297,494 9/1988 Derting, Jr. .
D. 357,563 4/1995 Vosbikian D32/41
D. 362,934 10/1995 Hansen D32/41




FIG. 1

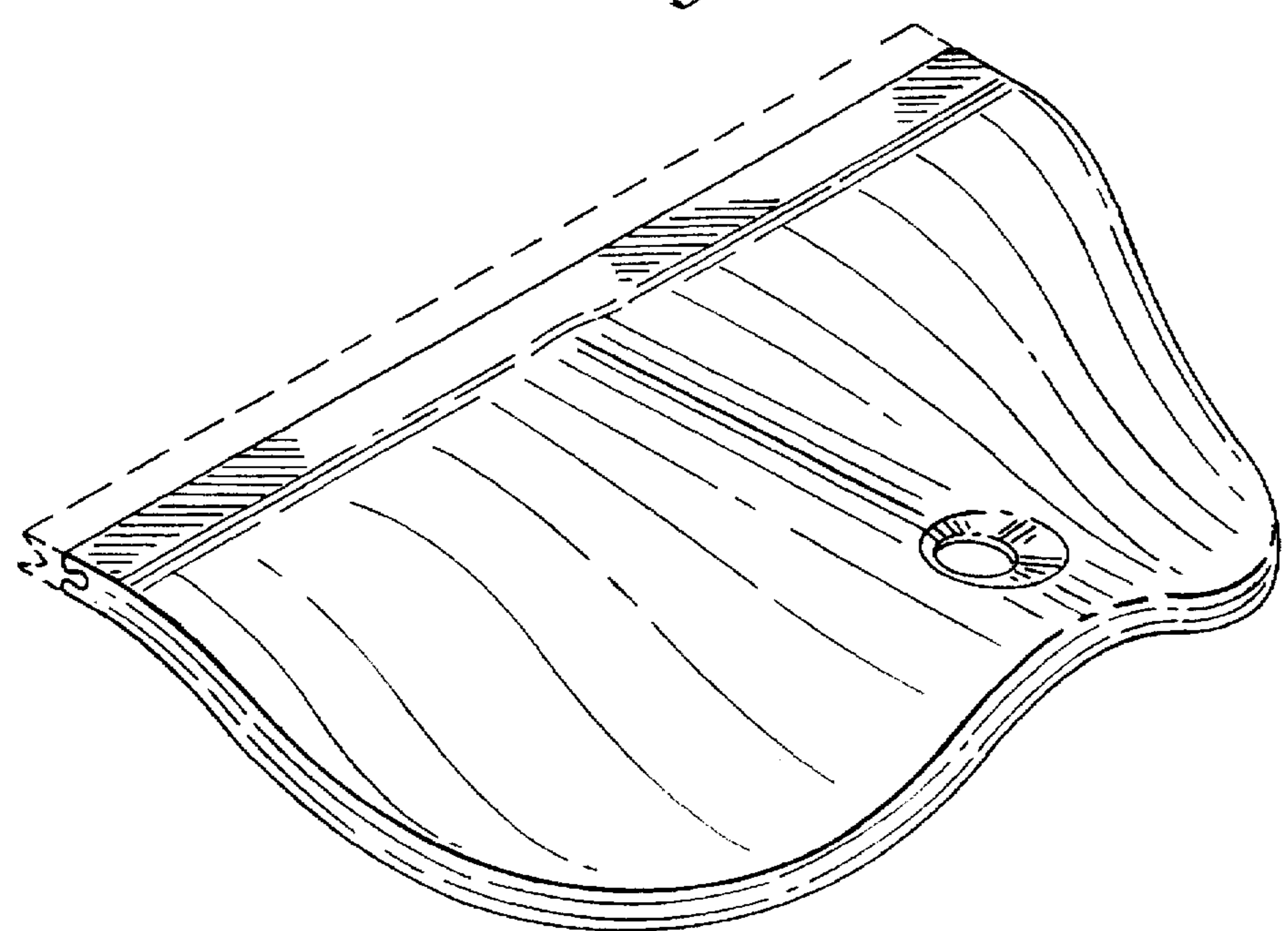



FIG. 2

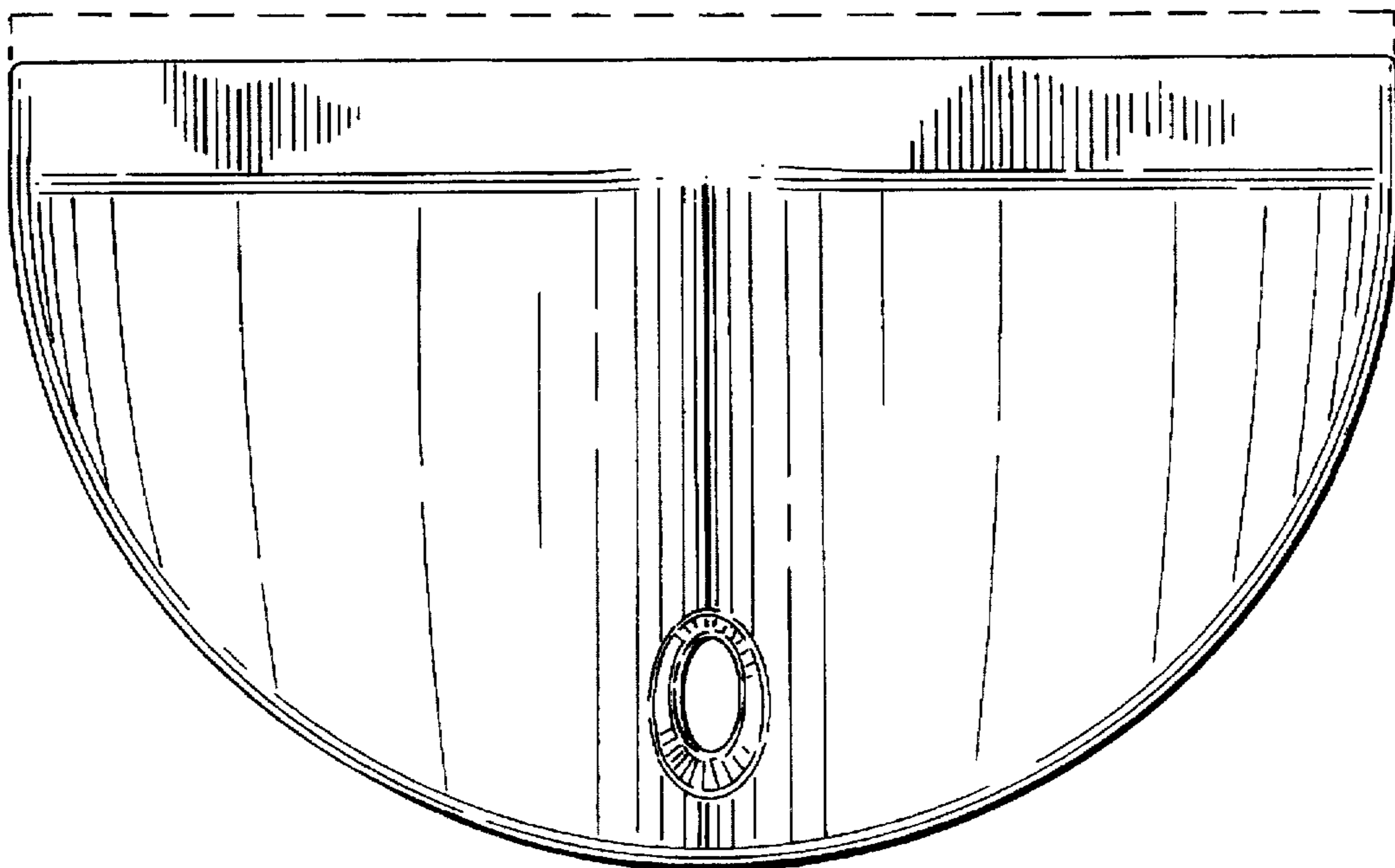


FIG. 3

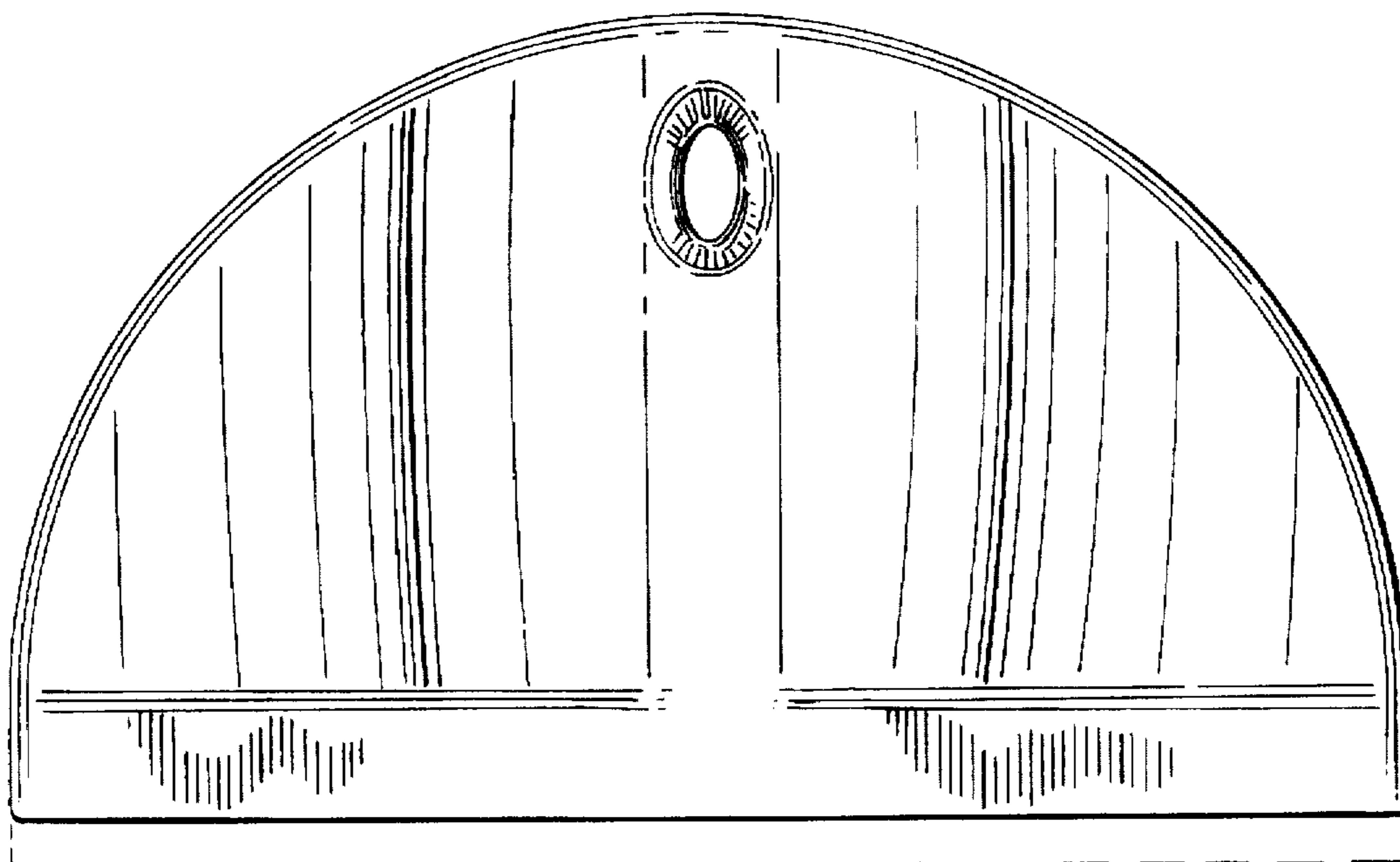


FIG. 4




FIG. 5

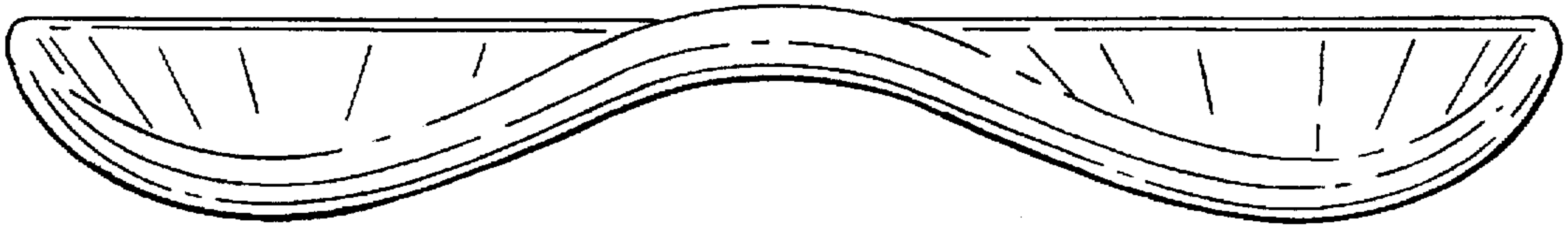


FIG. 6




FIG. 7




FIG. 8