



US00D391711S

United States Patent [19]

Hanaoka et al.

[11] Patent Number: **Des. 391,711**

[45] Date of Patent: ****Mar. 3, 1998**

[54] **HANDY MOP**

[75] Inventors: **Masahito Hanaoka; Youichi Suzuki; Fumihiko Yoshiro; Harunobu Hirayama**, all of Tokyo, Japan

[73] Assignee: **Kao Kabushiki Kaisha (Kao Corporation)**, Tokyo, Japan

[**] Term: **14 Years**

[21] Appl. No.: **60,461**

[22] Filed: **Sep. 30, 1996**

[30] **Foreign Application Priority Data**

Apr. 15, 1996 [JP] Japan 8-10464

[51] **LOC (6) Cl.** **08-05**

[52] **U.S. Cl.** **D32/40; D32/50; D32/52**

[58] **Field of Search** **D28/63, 7; 15/244.1, 15/244.4, 208, 209.1, 210.1, 227, 107, 118, 211; 401/138, 139**

[56] **References Cited**

U.S. PATENT DOCUMENTS

- D. 198,742 7/1964 Bennett D32/51
- D. 215,876 11/1969 Linke D32/51
- 1,527,561 2/1925 Klum 30/169
- 1,631,133 6/1927 Jones 15/244.1

- 1,688,374 10/1928 Belfry 15/244.1
- 2,679,064 5/1954 Palma et al. D32/51 X
- 2,816,313 12/1957 Beck et al. 15/210.1
- 3,221,356 12/1965 Schirmer 15/210.1
- 3,225,375 12/1965 Atkinson et al. 15/210.1
- 3,383,158 5/1968 Leland 15/210.1 X
- 3,428,987 2/1969 Loston 15/114
- 5,309,598 5/1994 Carpenter 15/236.01

Primary Examiner—Brian N. Vinson
Assistant Examiner—Cynthia E. Ramirez

[57] **CLAIM**

The ornamental design for a handy mop, as shown and described.

DESCRIPTION

FIG. 1 is a perspective view of the handy mop of the present invention;
 FIG. 2 is a top plan view thereof;
 FIG. 3 is a side elevation view thereof, the opposite side being a mirror image of this view;
 FIG. 4 is a front view thereof;
 FIG. 5 is a rear view thereof; and
 FIG. 6 is a bottom plan view thereof.
 The broken line showing of the wiper sheet in FIG. 1 is for illustrative purposes only and forms no part of the claimed design.

1 Claim, 2 Drawing Sheets

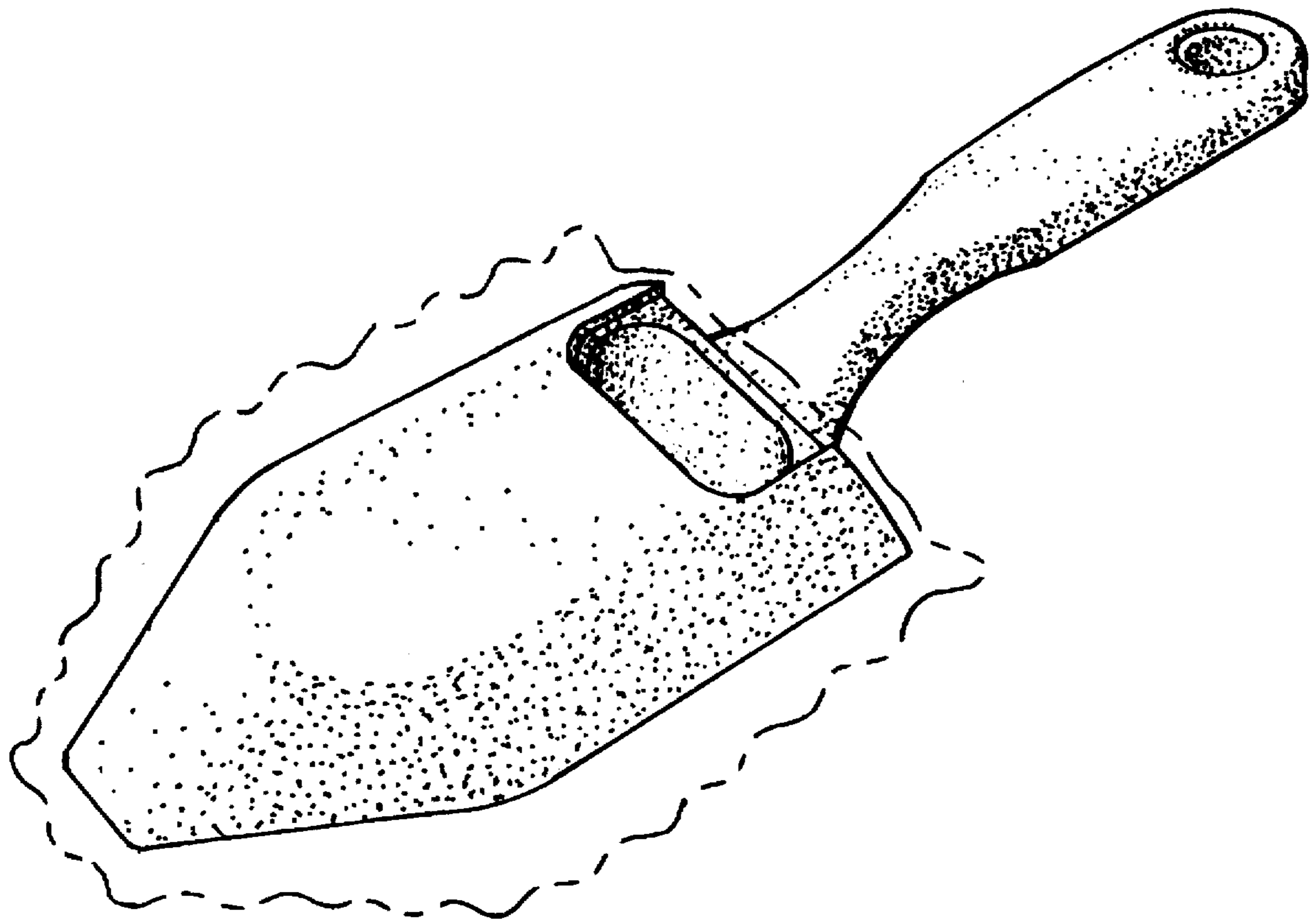


FIG. 1

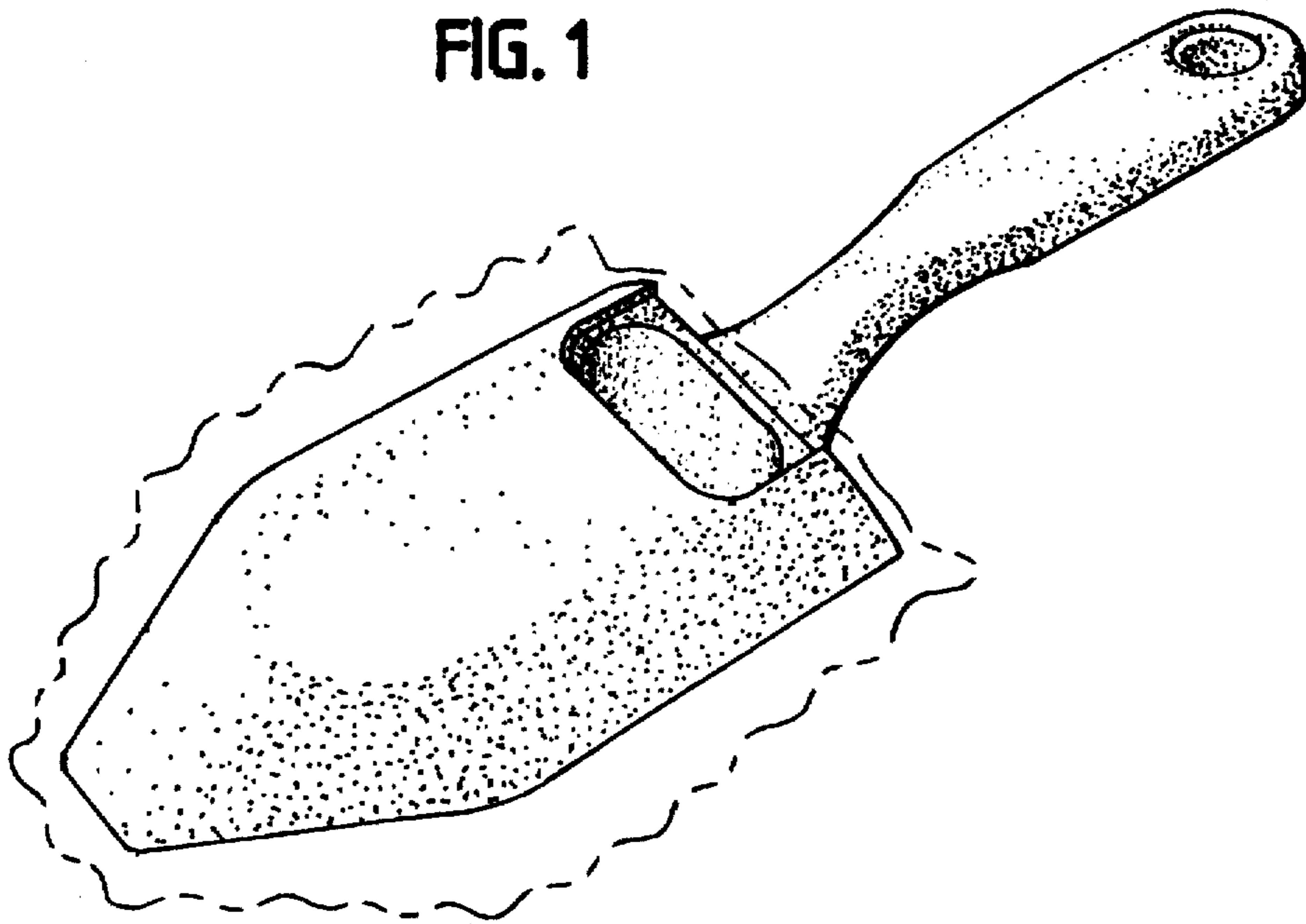


FIG. 2

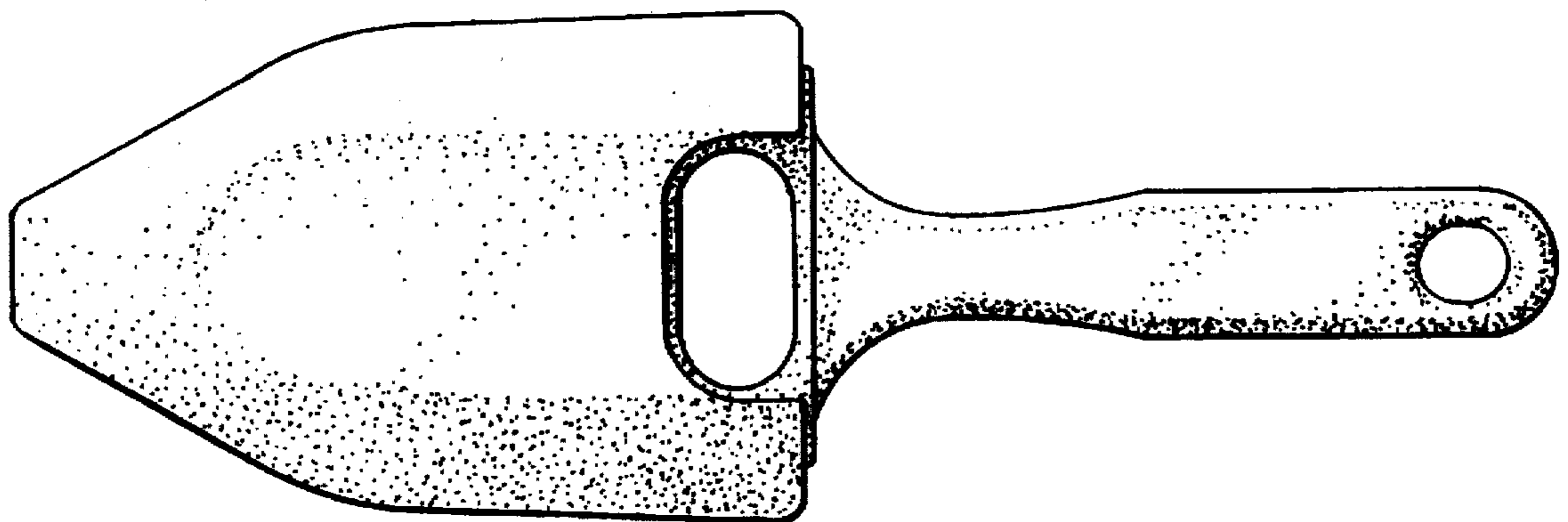


FIG. 3

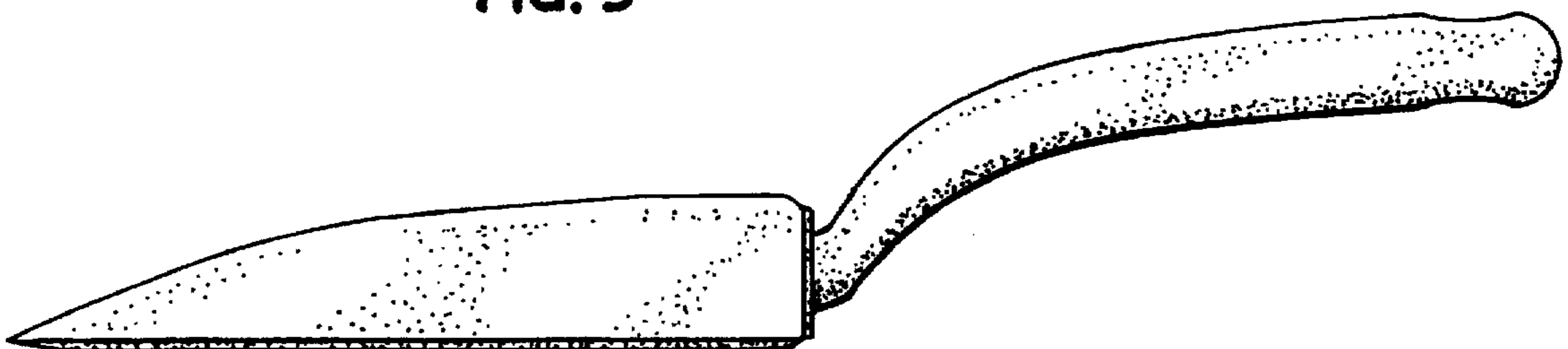


FIG. 4

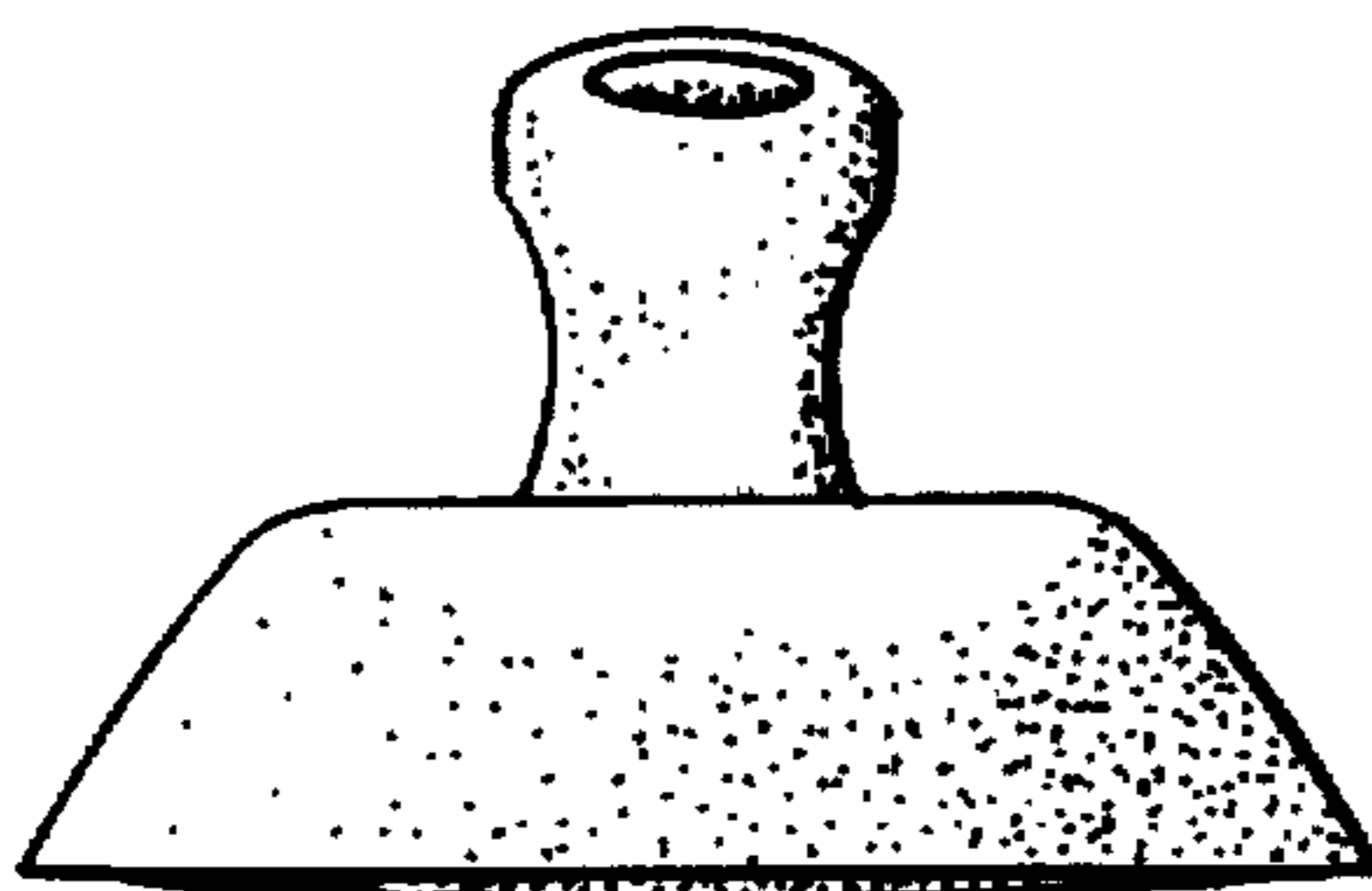


FIG. 5




FIG. 6

