



US00D391701S

# United States Patent [19]

Sato et al.

[11] Patent Number: **Des. 391,701**

[45] Date of Patent: **\*\*Mar. 3, 1998**

- [54] **ELECTRIC VACUUM CLEANER**
- [75] Inventors: **Takashi Sato; Kazuhiko Yamagiwa,**  
both of Osaka; **Kazuhiro Fujita,**  
Hyogo, all of Japan
- [73] Assignee: **Matsushita Electric Industrial Co.,**  
**Ltd., Osaka, Japan**
- [\*\*] Term: **14 Years**
- [21] Appl. No.: **64,566**
- [22] Filed: **Jan. 6, 1997**
- [30] **Foreign Application Priority Data**  
Jul. 11, 1996 [JP] Japan ..... 8-20928
- [51] LOC (6) Cl. .... **15-05**
- [52] U.S. Cl. .... **D32/22**
- [58] Field of Search ..... D32/21, 22, 31-34;  
15/320-322, 329, 335, 347, 350-353, 410,  
412, 414

- D. 368,994 4/1996 Abe et al. .... D32/22
- D. 379,692 6/1997 Abe ..... D32/22

### OTHER PUBLICATIONS

Panasonic MC-6815 and MC-6855, (1 sheet), published prior to Jul. 1996.  
 Electrolux, (4 sheets), published prior to Jul. 1996.  
 Airclean Power System 1500W, (2 sheets), published prior to Jul. 1996.  
 Electrolux, (4 sheets), Vacuum Cleaners and Small Domestic Appliances, published prior to Jul. 1996.

*Primary Examiner*—Ruth McInroy  
*Attorney, Agent, or Firm*—Sughrue, Mion, Zinn, Macpeak & Seas, PLLC

### CLAIM

[57] The ornamental design for an electric vacuum cleaner, as shown.

### DESCRIPTION

FIG. 1 is a perspective view of the front, top and right side of an electric vacuum cleaner showing our new design;  
 FIG. 2 is a front elevational view thereof;  
 FIG. 3 is a top plan view thereof;  
 FIG. 4 is a bottom plan view thereof;  
 FIG. 5 is a right side elevational view thereof;  
 FIG. 6 is a rear elevational view thereof; and,  
 FIG. 7 is a left side elevational view thereof.

**1 Claim, 2 Drawing Sheets**

- [56] **References Cited**
- U.S. PATENT DOCUMENTS**
- D. 325,658 4/1992 Brewin ..... D32/22
- D. 335,556 5/1993 Kuriya ..... D32/22
- D. 347,500 5/1994 Abe et al. .... D32/22
- D. 358,913 5/1995 Sugiyama et al. .... D32/22
- D. 368,559 4/1996 Abe et al. .... D32/22
- D. 368,560 4/1996 Abe et al. .... D32/22

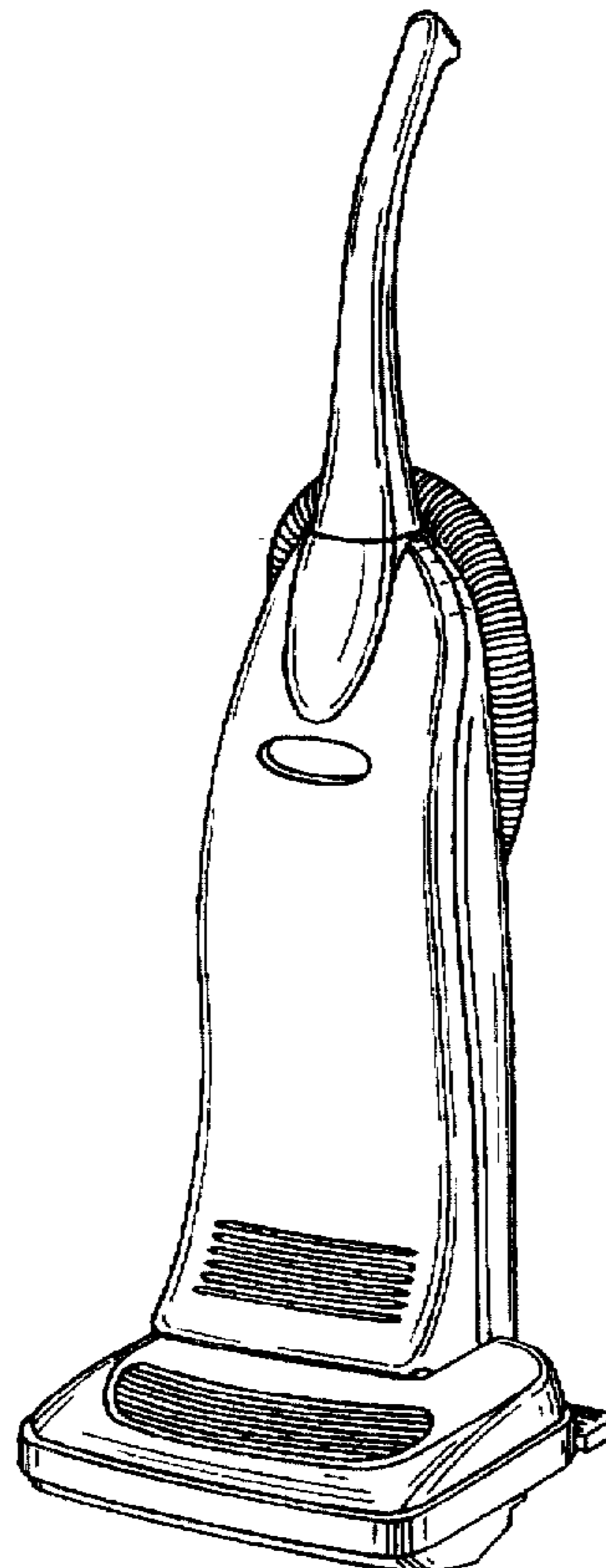


FIG. 1

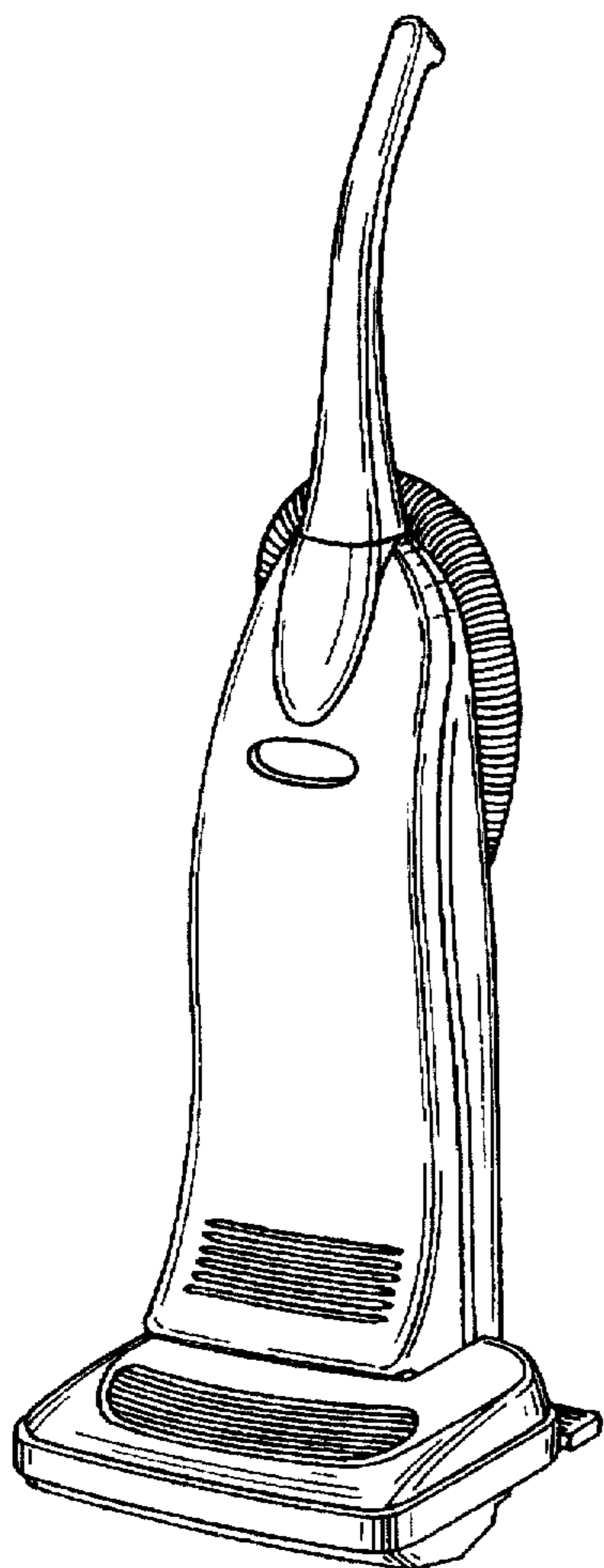


FIG. 2

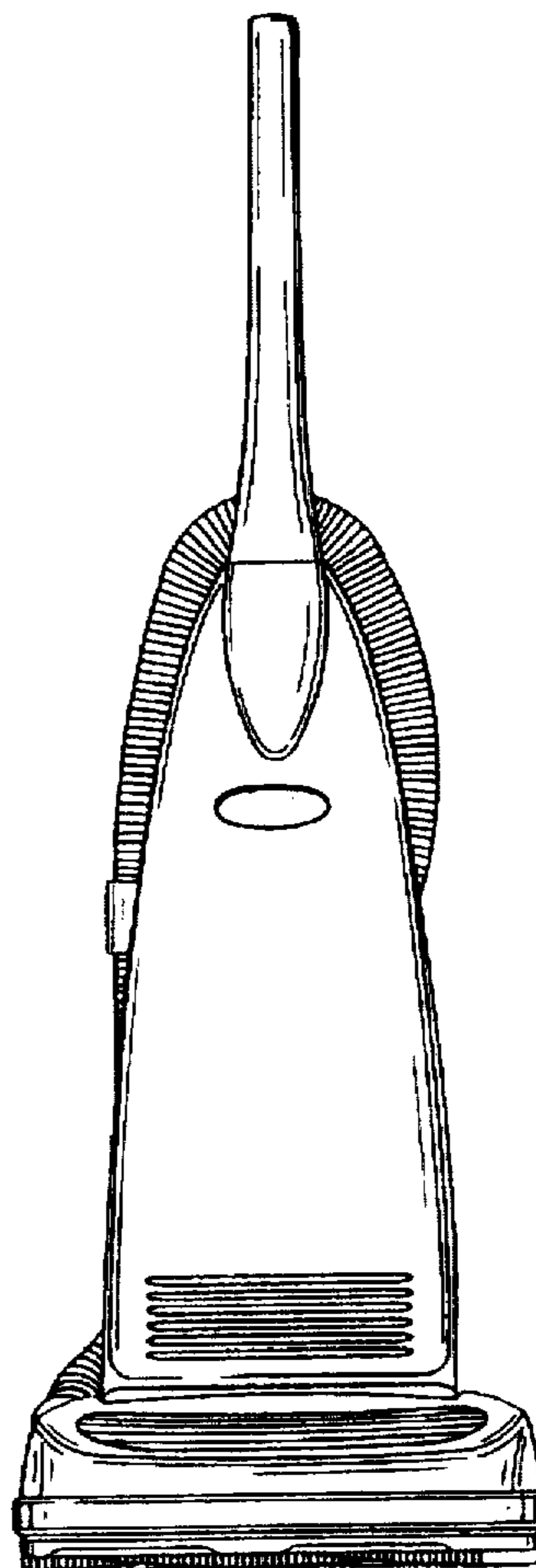


FIG. 3

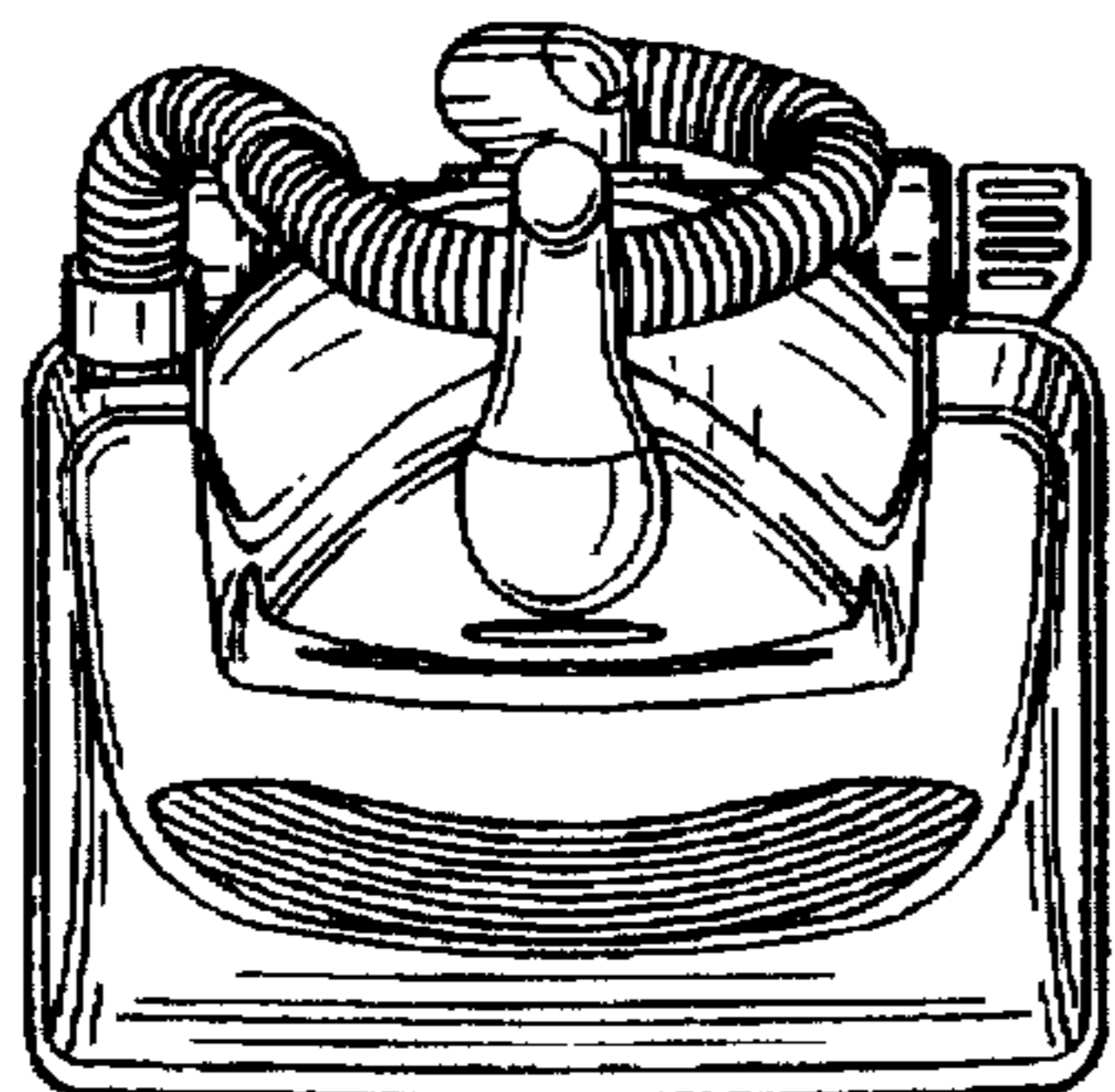


FIG. 4

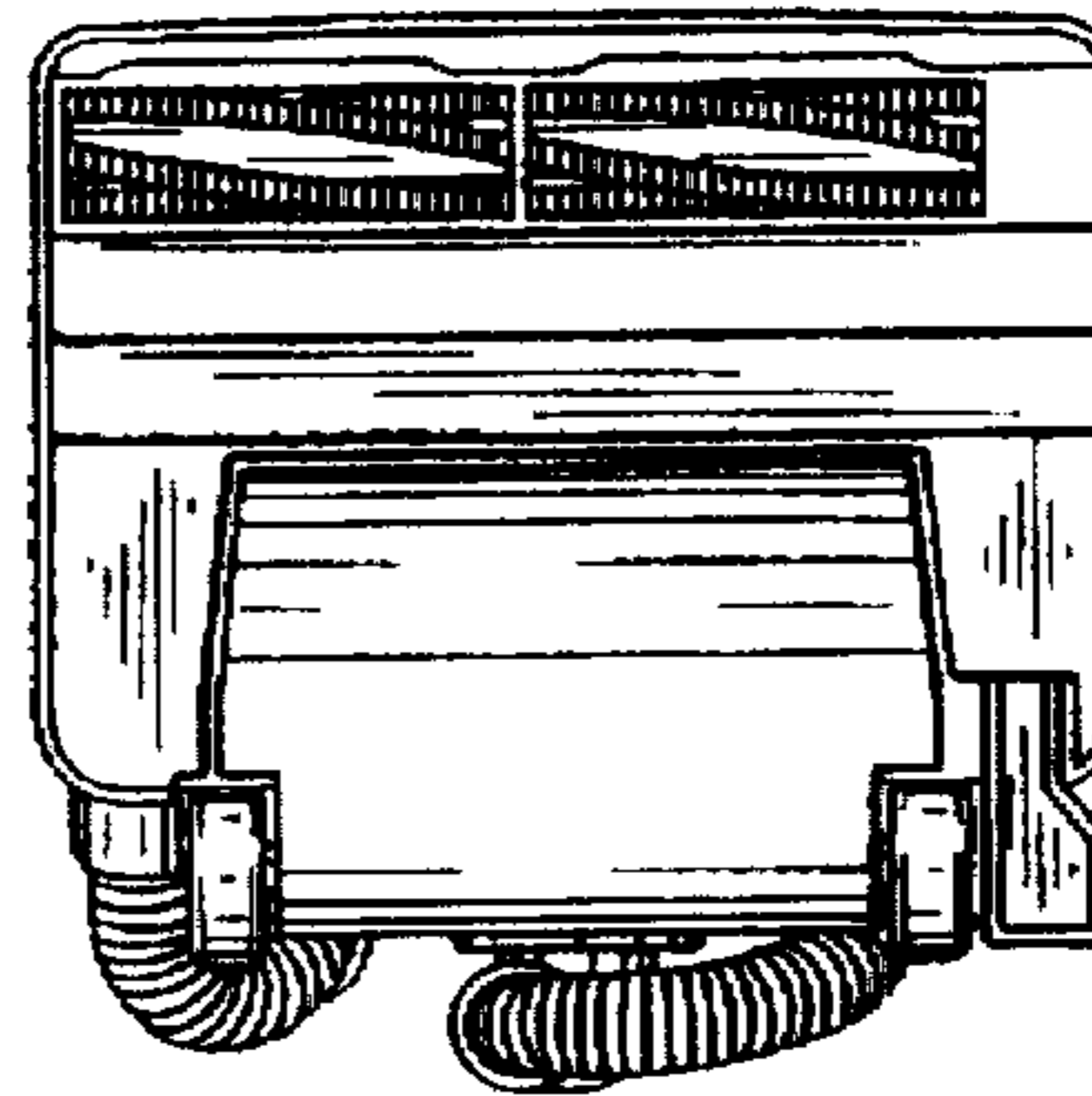


FIG. 5

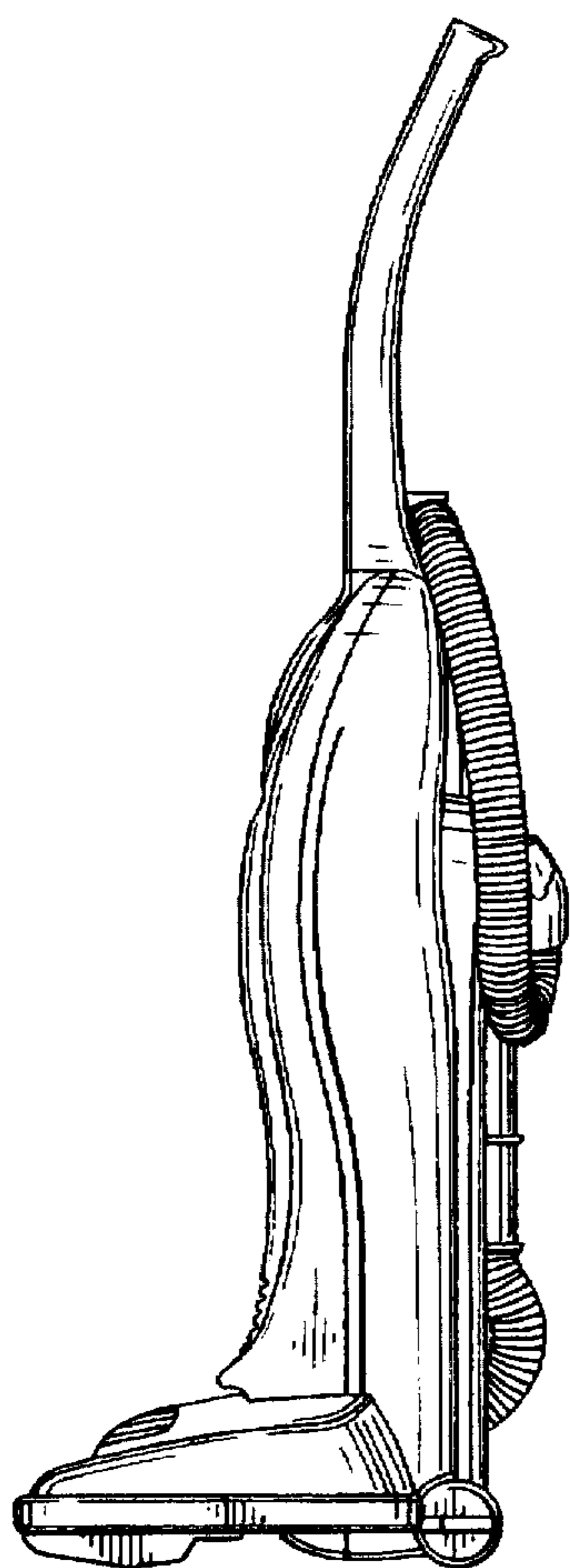


FIG. 6

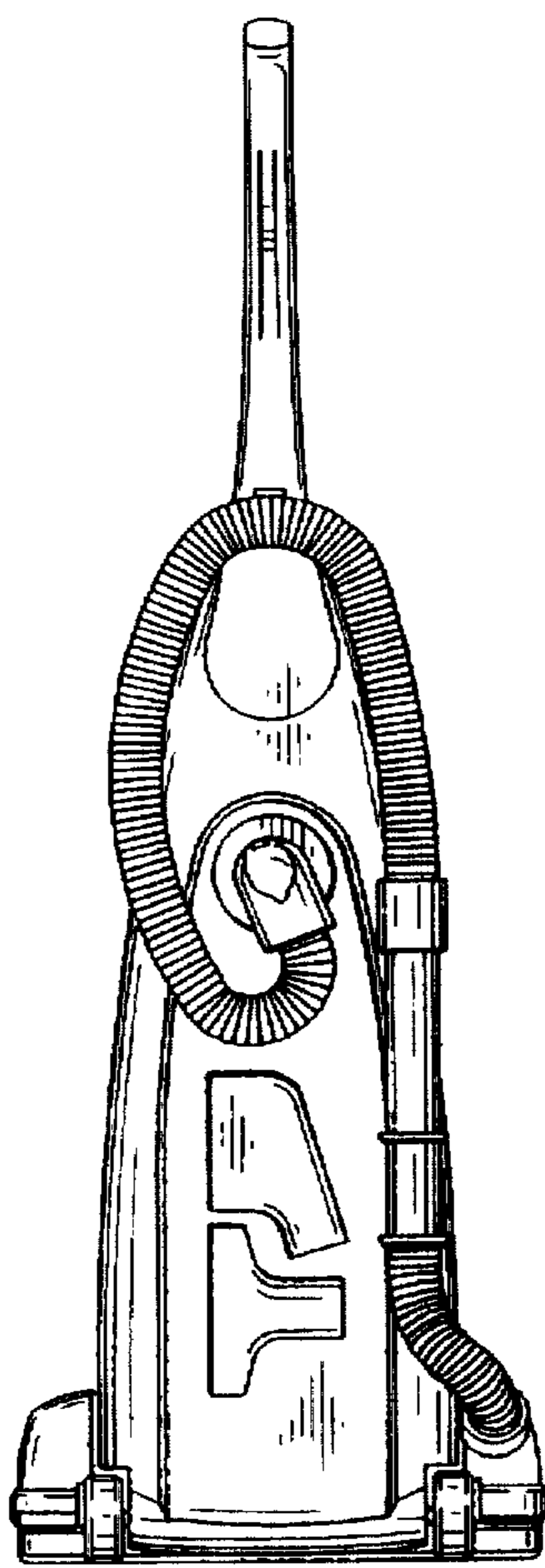


FIG. 7

