



US00D391690S

United States Patent [19]

Edlebeck et al.

[11] Patent Number: Des. 391,690

[45] Date of Patent: **Mar. 3, 1998

[54] BIRD PERCH SWING

[76] Inventors: **Debbie Edlebeck; David J. Day**, both of 10270 Atchison Rd., Dayton, Ohio 45458

[**] Term: 14 Years

[21] Appl. No.: 54,470

[22] Filed: May 14, 1996

[51] LOC (6) Cl. 30-02

[52] U.S. Cl. D30/119

[58] Field of Search D30/119, 199, D30/160, 108, 124-127; D25/62, 64; D21/62, 63, 240, 245, 246; 119/537, 468, 467, 706-708, 477, 51.03

[56] **References Cited**

U.S. PATENT DOCUMENTS

D. 144,271	3/1946	Stollsteimer	D30/125
D. 144,582	4/1946	Rassnick	D21/63
D. 153,272	4/1949	Fomer	D30/119
D. 216,470	1/1970	Brown	D30/125
D. 337,393	7/1993	Weldy	D30/160

D. 337,861	7/1993	Ross	D30/127
D. 349,367	8/1994	Lawson	D30/119
1,331,908	2/1920	Frey	119/468
2,690,159	9/1954	Sherry	119/468
3,181,504	5/1965	Stortz	119/708
5,099,796	3/1992	Morgan	19/468
5,275,126	1/1994	Peterson	119/537

Primary Examiner—Cathy Anne MacCormac
Attorney, Agent, or Firm—R. William Graham

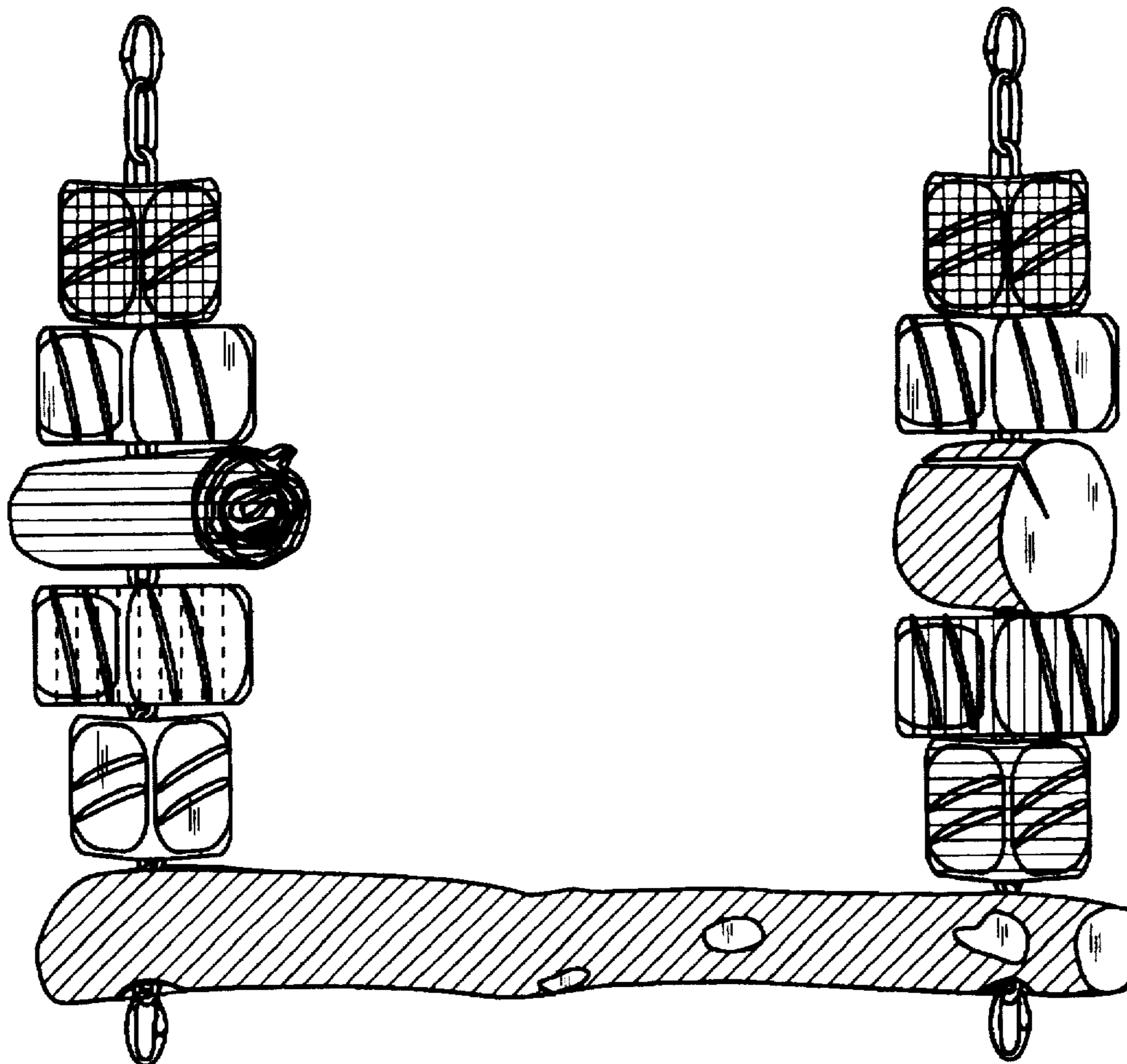
[57] **CLAIM**

The ornamental design for the bird perch swing, as shown and described.

DESCRIPTION

FIG. 1 is an elevational view of a bird perch swing showing our new design taken from the left of FIG. 2 at 45 degrees; FIG. 2 is a side elevational view thereof; FIG. 3 is an enlarged top plan view thereof; and, FIG. 4 is an enlarged bottom plan view thereof. In FIG. 1, the second and fifth members of the left vertical section, the second member of the right vertical section and the three small circular areas on the horizontal bar are shaded the color teal.

1 Claim, 2 Drawing Sheets



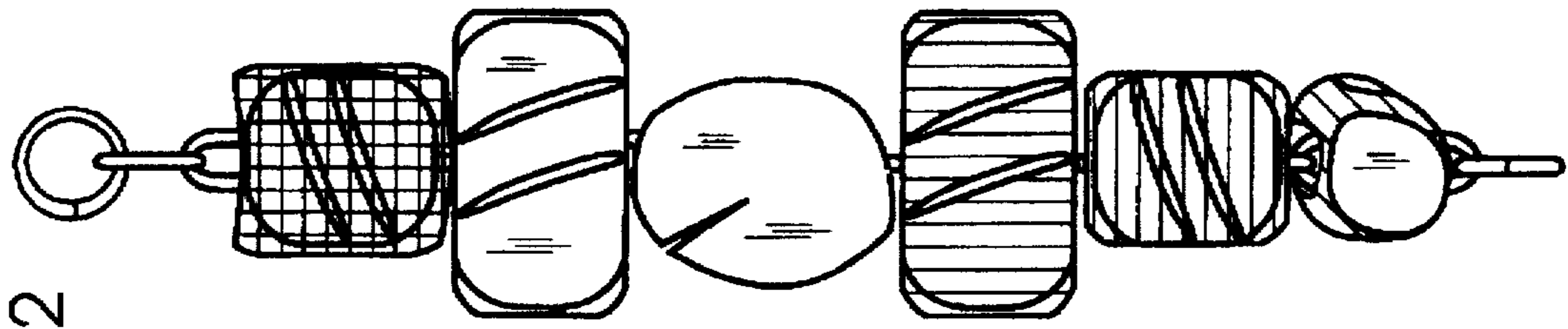


Fig. 2

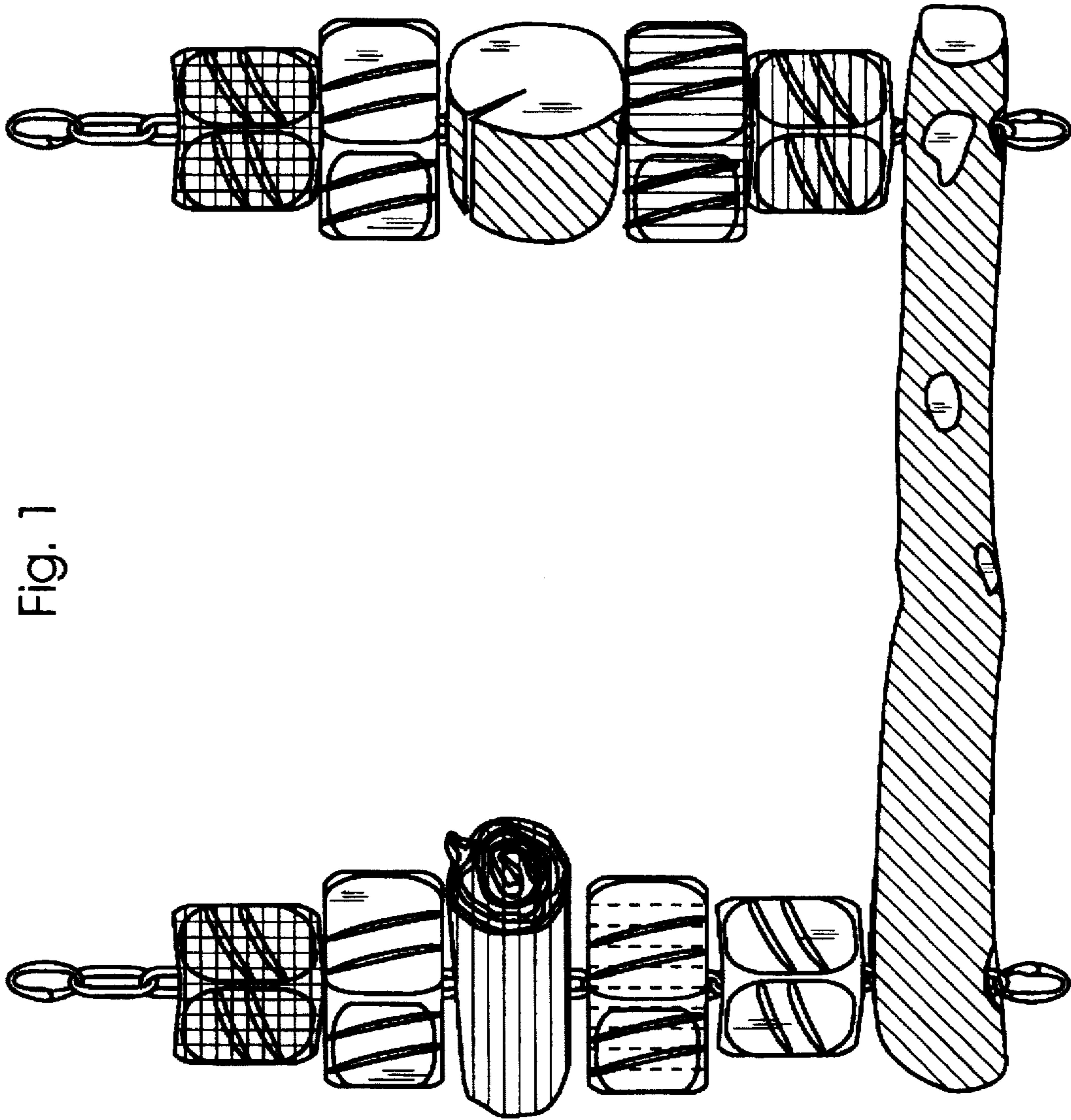


Fig. 1

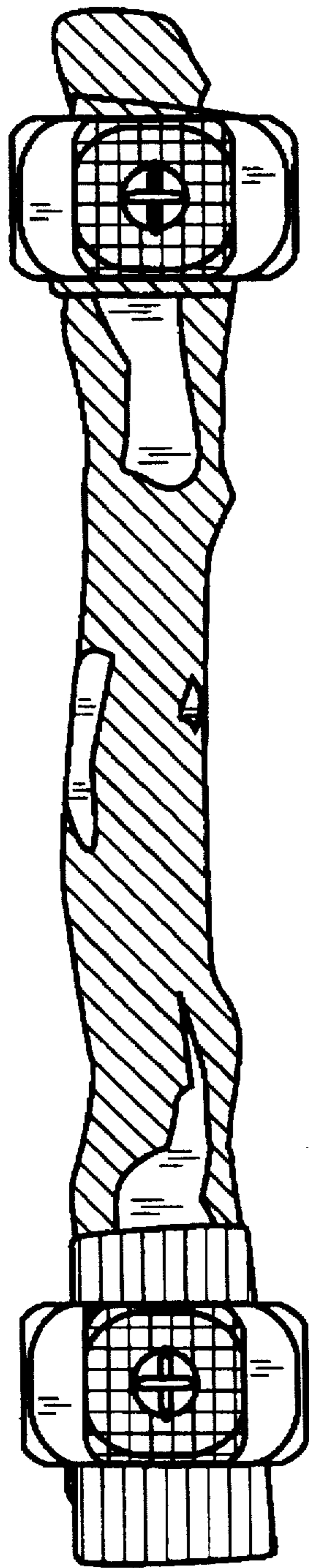


Fig. 3

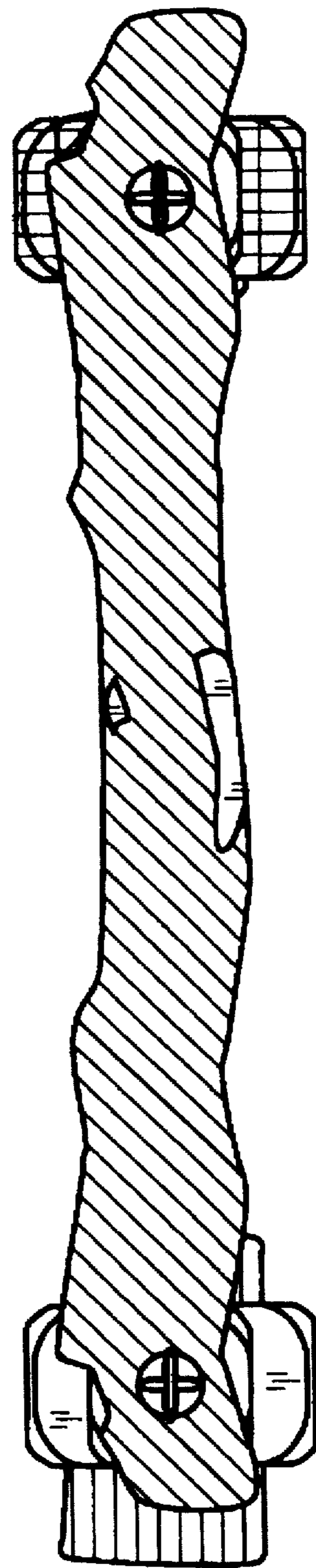


Fig. 4