



US00D391680S

United States Patent [19]
Lee

[11] **Patent Number:** **Des. 391,680**
[45] **Date of Patent:** ****Mar. 3, 1998**

[54] **FLOSSING DEVICE WITH ADJUSTABLE HEAD**

788,947 5/1905 Roth 132/323
2,516,539 7/1950 Atols 132/326
5,127,415 7/1992 Preciutti 132/323

[76] **Inventor:** **Gee F. Lee, 4539 North Troy, Chicago, Ill. 60625**

Primary Examiner—Ted Shooman
Assistant Examiner—C. Tuttle

[**] **Term:** **14 Years**

[57] **CLAIM**

[21] **Appl. No.:** **72,136**

The ornamental design for a flossing device with adjustable head, as shown and described.

[22] **Filed:** **May 9, 1997**

DESCRIPTION

[51] **LOC (6) Cl.** **28-03**

[52] **U.S. Cl.** **D28/64**

[58] **Field of Search** **D28/64; 132/323-329, 132/322**

FIG. 1 is a front elevational view of the flossing device with adjustable head showing my new design;
FIG. 2 is a rear elevational view thereof;
FIG. 3 is a right side view thereof;
FIG. 4 is a left side view thereof;
FIG. 5 is a top plan view thereof;
FIG. 6 is a bottom plan view thereof; and,
FIG. 7 is a side elevational view illustrating the adjustable ball head in an angled orientation.

[56] **References Cited**

U.S. PATENT DOCUMENTS

D. 227,896 7/1973 Chodorow D28/64
D. 284,896 7/1986 Ching-Chou D28/64
D. 299,560 1/1989 Dalton D28/64
D. 301,770 6/1989 Bethany D28/64
553,610 1/1896 Falkenstein 132/325

1 Claim, 3 Drawing Sheets

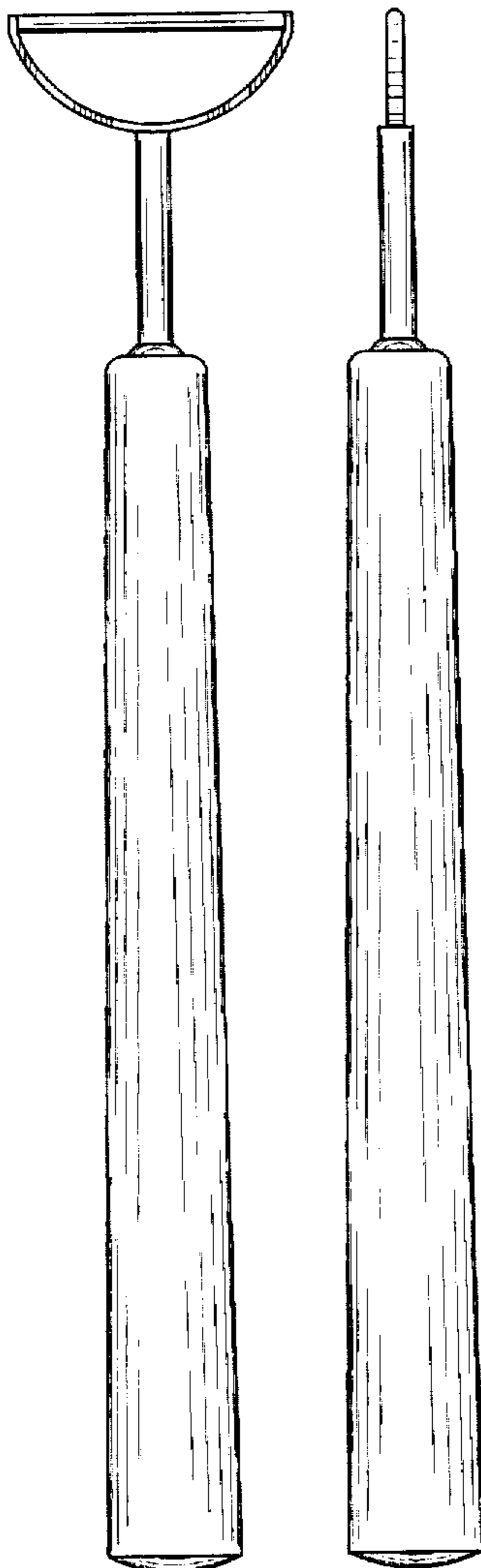


FIG. 1

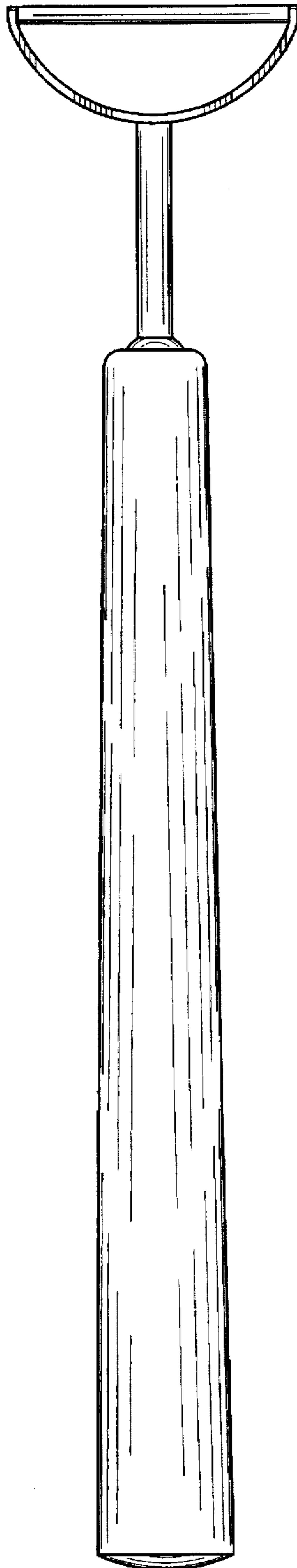


FIG. 2

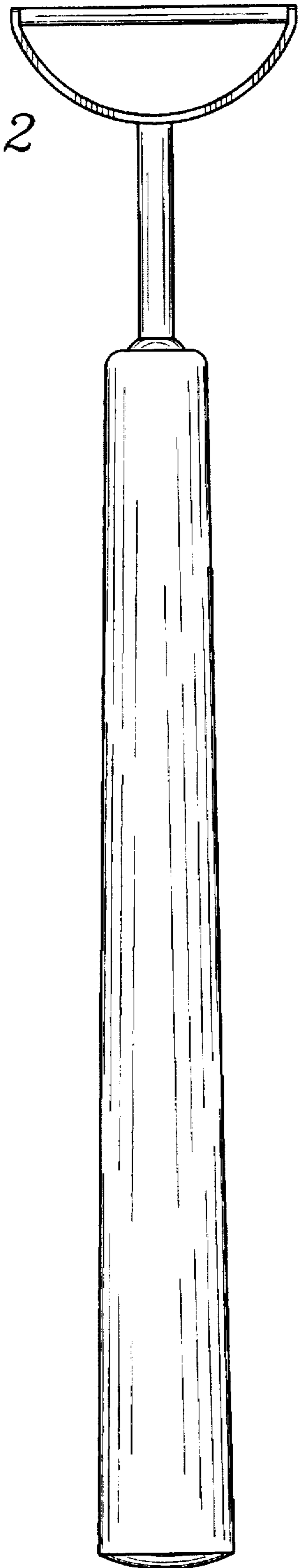


FIG. 3




FIG. 4




FIG. 7

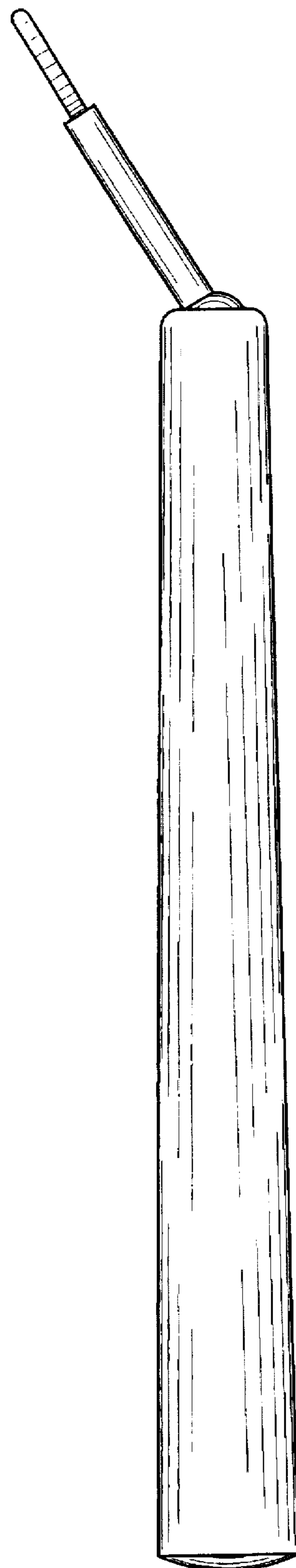


FIG. 5

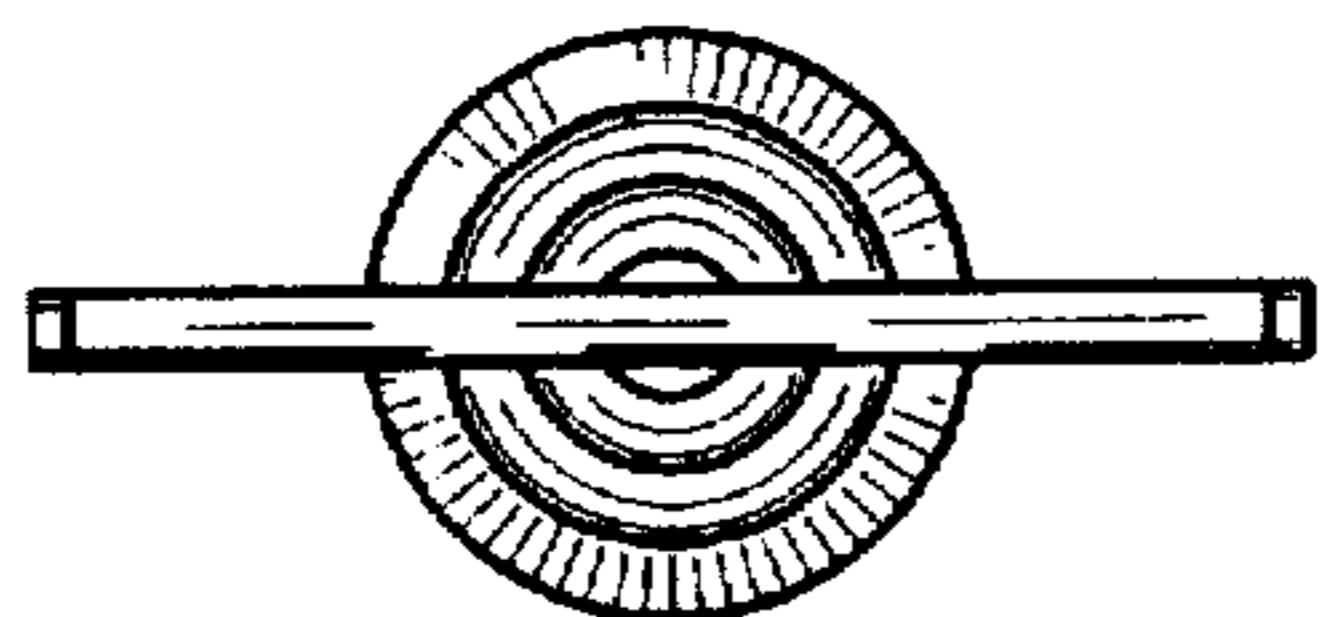


FIG. 6

