



US00D391678S

# United States Patent [19] Litton

[11] Patent Number: **Des. 391,678**  
[45] Date of Patent: **\*\*Mar. 3, 1998**

[54] **CLIPPER CATCHER**  
[75] Inventor: **Garfield Litton, Glenrock, N.J.**  
[73] Assignee: **Revlon Consumer Products Corporation, New York, N.Y.**  
[\*\*] Term: **14 Years**  
[21] Appl. No.: **59,713**  
[22] Filed: **Aug. 28, 1996**  
[51] **LOC (6) Cl. .... 28-03**  
[52] **U.S. Cl. .... D28/62**  
[58] **Field of Search .... D28/60, 62; 132/76.2, 132/73, 73.5, 75, 75.4, 75.5; 30/28, 124, 125; D8/107, DIG. 7, 303**

D. 347,296 5/1994 Adelman ..... D28/60  
D. 351,329 10/1994 Harris ..... D8/107  
D. 355,831 2/1995 Hull ..... D8/107  
D. 362,589 9/1995 Cohen et al. .... D8/107 X  
D. 364,246 11/1995 Conerly ..... D28/60  
569,903 10/1896 Wenger ..... 132/76.2 X  
2,124,615 7/1938 Foltz .  
2,370,026 2/1945 Elia .  
2,677,179 5/1954 Servilla .  
2,931,100 4/1960 Wertepny .  
3,261,094 7/1966 Bliss ..... 132/75.6 X  
5,150,521 9/1992 Han ..... 30/28

### FOREIGN PATENT DOCUMENTS

83859 7/1978 Japan ..... 132/76.2

*Primary Examiner*—Terry A. Wallace  
*Assistant Examiner*—C. Tuttle  
*Attorney, Agent, or Firm*—Julie Blackburn

### [56] References Cited U.S. PATENT DOCUMENTS

D. 94,030 12/1934 Hulst ..... D28/59  
D. 195,614 7/1963 Sacko ..... D28/60  
D. 198,660 7/1964 Britton ..... D28/60  
D. 205,589 8/1966 Laughlin .  
D. 254,090 1/1980 Perry .  
D. 283,452 4/1986 Boschetti ..... D28/60 X  
D. 294,303 2/1988 Giovagnoni ..... D28/59  
D. 308,736 6/1990 Pina .  
D. 309,038 7/1990 Ladora ..... D28/60  
D. 329,306 9/1992 Rommerdale ..... D28/62  
D. 337,859 7/1993 Rommerdale ..... D28/62

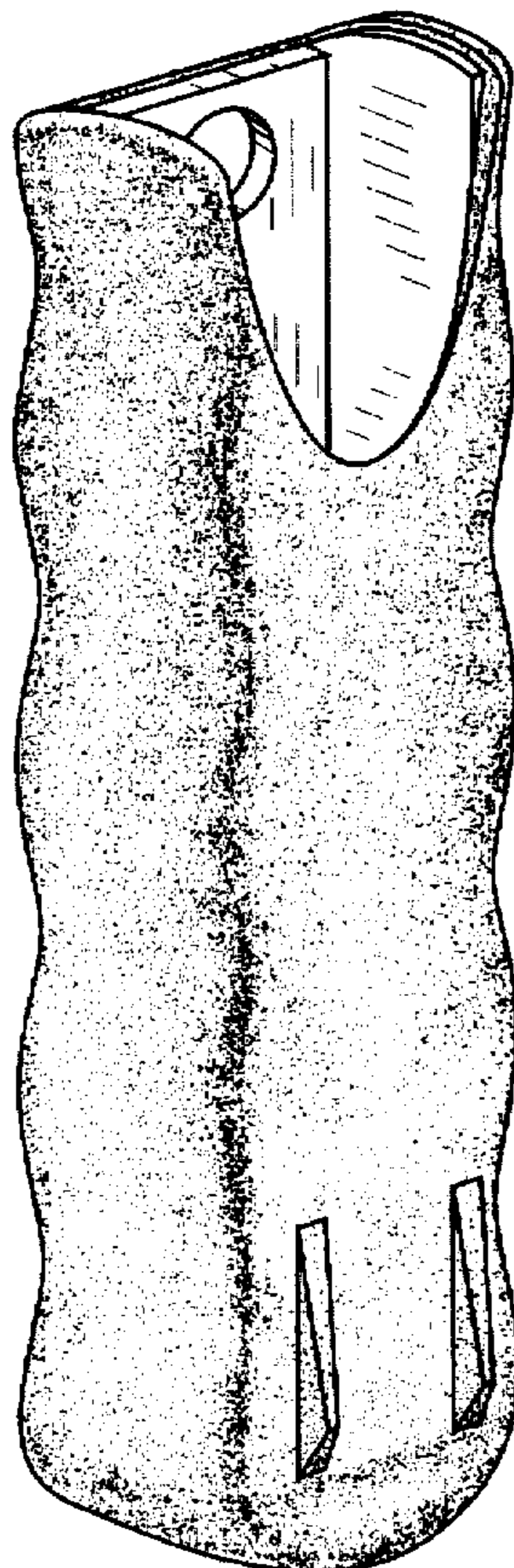
### [57] CLAIM

The ornamental design for a clipper catcher, as shown.

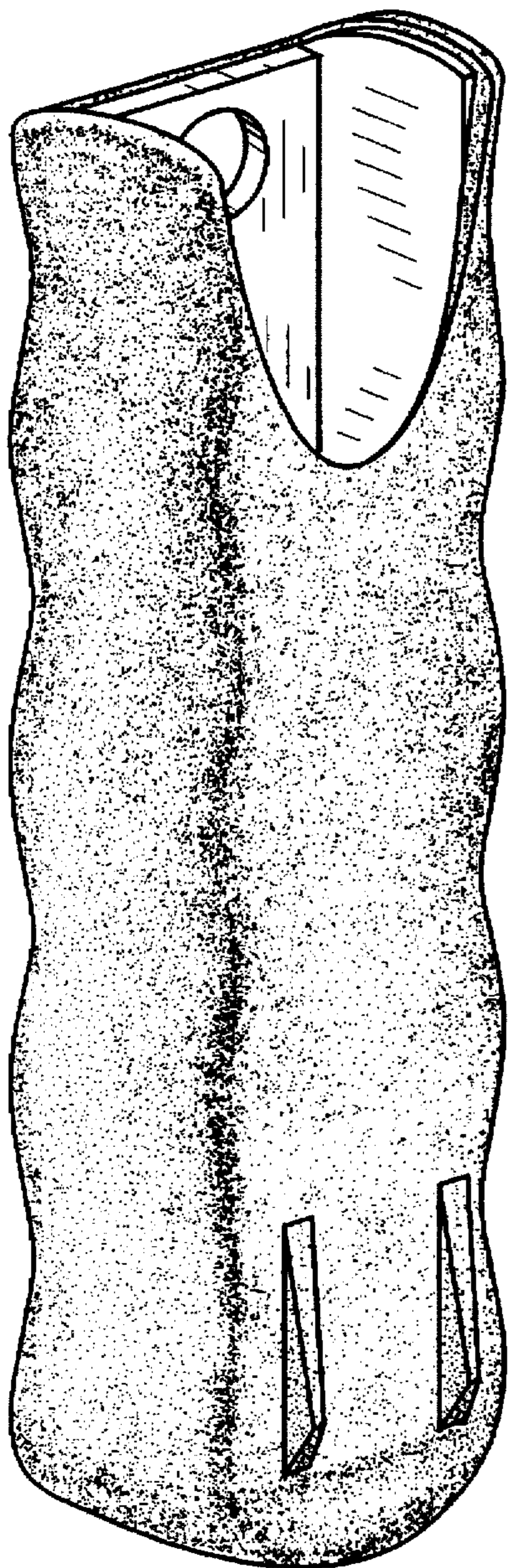
### DESCRIPTION

FIG. 1: is a perspective view of the clipper catcher;  
FIG. 2: is a front view of the clipper catcher;  
FIG. 3: is a rear view of the clipper catcher;  
FIG. 4: is a left side elevational view of the clipper catcher;  
FIG. 5: is a top plan view of the clipper catcher; and,  
FIG. 6: is a bottom plan view of the clipper catcher.


**1 Claim, 2 Drawing Sheets**




**FIG. 1**



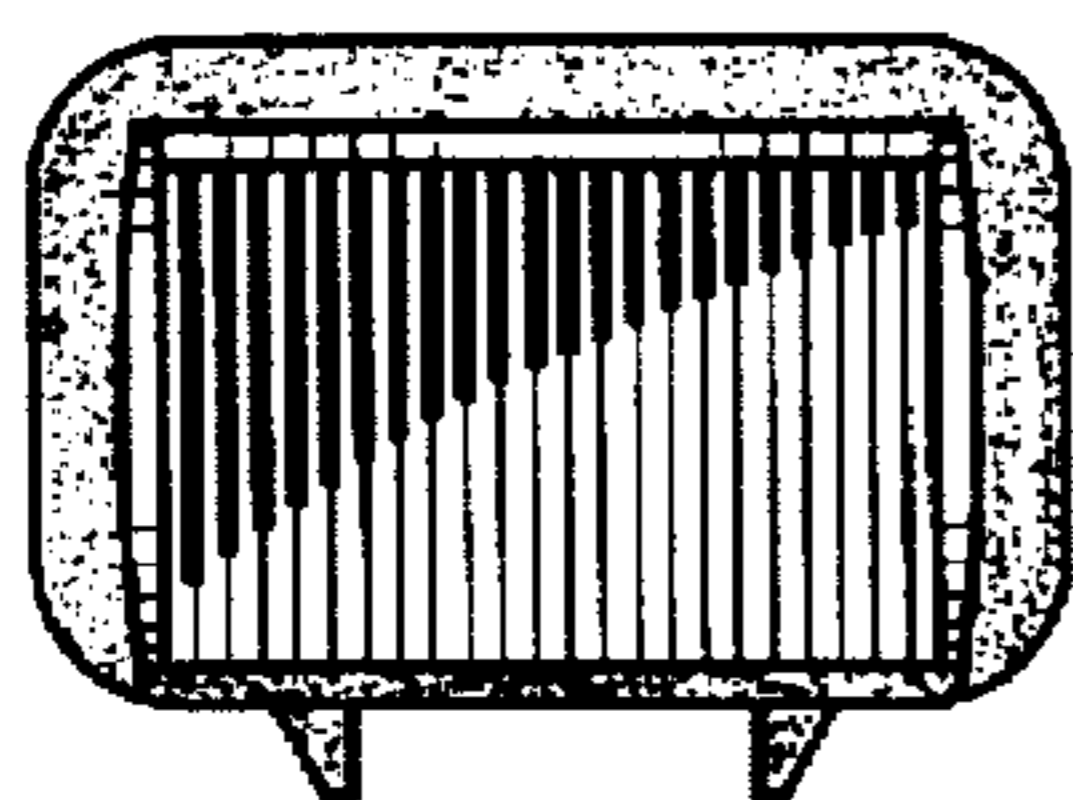
**FIG. 2**



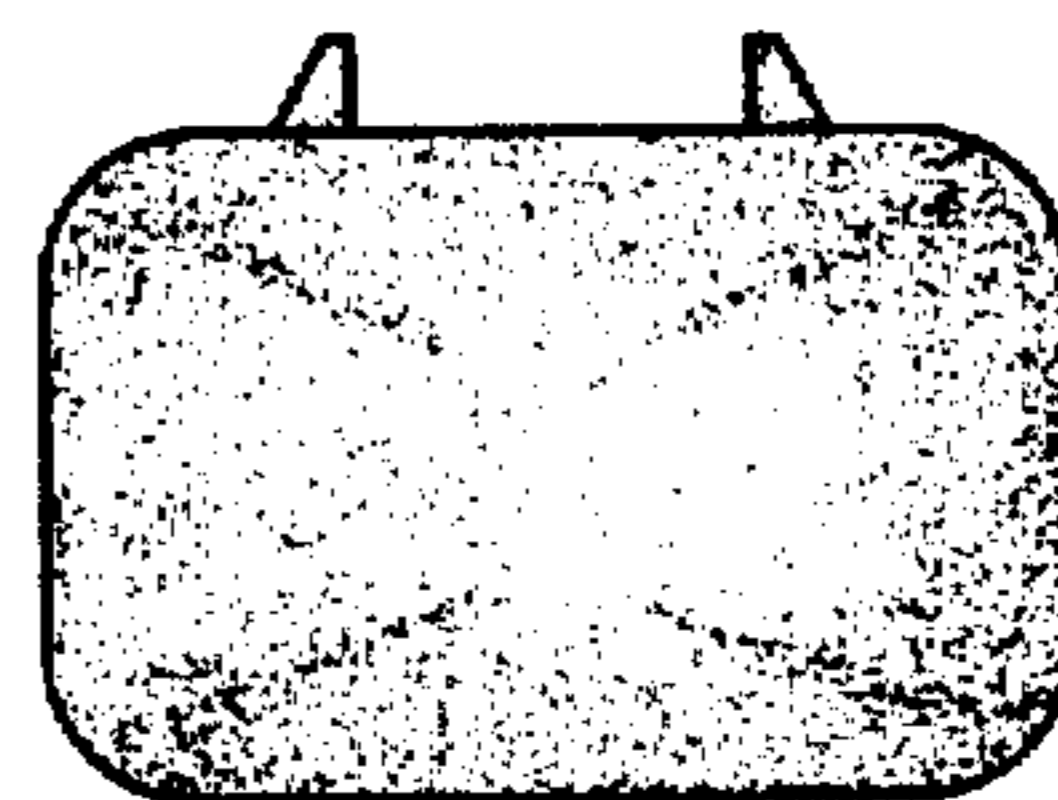
**FIG. 3**



**FIG. 4**



**FIG. 5**



**FIG. 6**