

US00D391676S

United States Patent [19] Sulik

[11] Patent Number: **Des. 391,676**
[45] Date of Patent: ****Mar. 3, 1998**

[54] **RECHARGEABLE SHAVER**
[75] Inventor: **Joseph M. Sulik**, Bridgeport, Conn.
[73] Assignee: **Remington Corporation L.L.C.**,
Bridgeport, Conn.
[**] Term: **14 Years**
[21] Appl. No.: **61,011**
[22] Filed: **Oct. 15, 1996**

[51] **LOC (6) Cl.** **28-03**
[52] **U.S. Cl.** **D28/51**
[58] **Field of Search** **D28/49-53; 30/34.05,**
30/34.1, 43.4, 43.5, 43.6, 43.7, 43.8, 43.9,
43.91, 43.92, 45

[56] **References Cited**
U.S. PATENT DOCUMENTS

D. 182,935	5/1958	Smith	D28/51
D. 314,841	2/1991	Locke et al.	D28/49
D. 343,025	1/1994	Sulik	D28/49
D. 365,174	12/1995	Ching	D28/50
D. 365,421	12/1995	Wahl et al.	D28/53
D. 367,945	3/1996	Ullman	D28/51
D. 367,946	3/1996	Akashi et al.	D28/51
2,287,020	6/1942	Brull	30/43.9
3,339,276	9/1967	Tolmie et al.	30/34.1

4,283,848	8/1981	Messinger et al.	30/34.1
5,189,792	3/1993	Otsuka et al.	30/43.8 X

FOREIGN PATENT DOCUMENTS

4132581	5/1992	Japan	30/34.1
4253890	9/1992	Japan	30/34.1
5146561	6/1993	Japan	30/45

Primary Examiner—Ted Shooman
Assistant Examiner—C. Tuttle
Attorney, Agent, or Firm—Melvin I. Stoltz

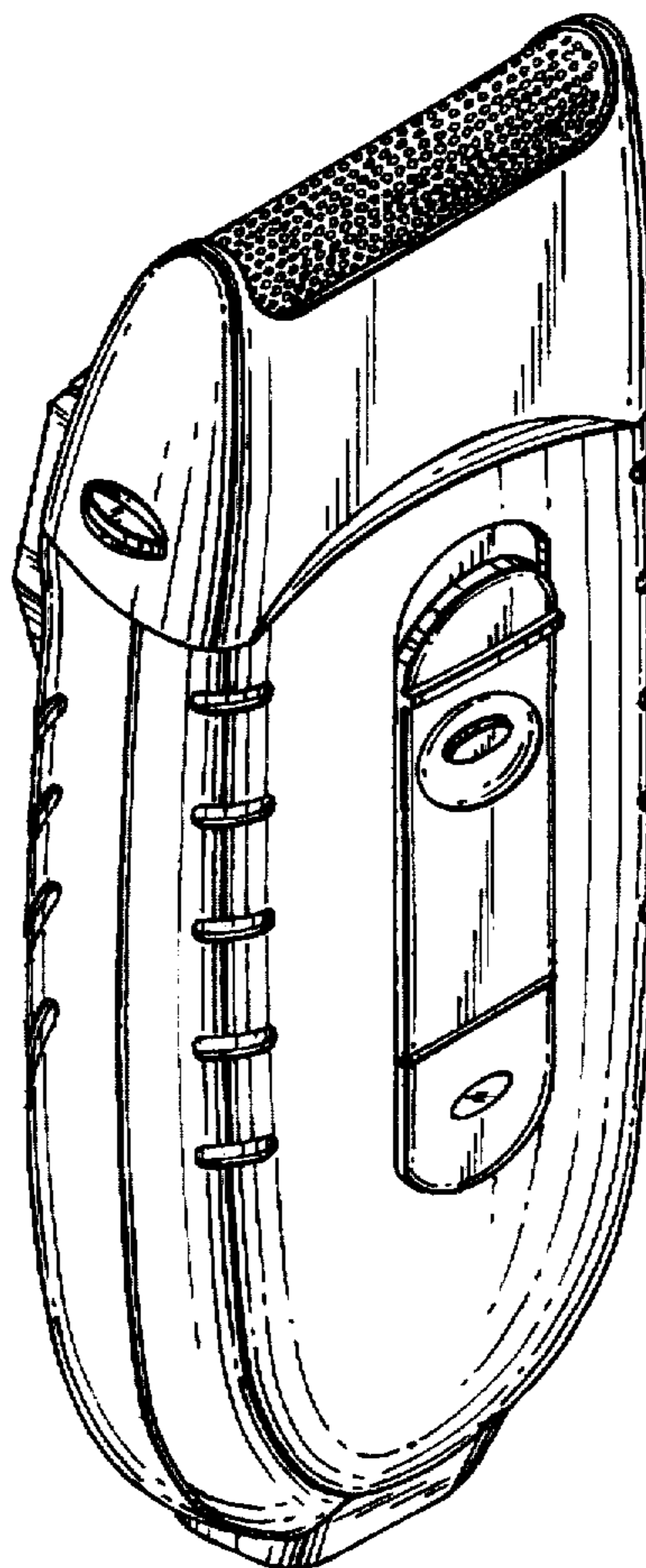
[57] **CLAIM**

The ornamental design for a rechargeable shaver, as shown and described.

DESCRIPTION

FIG. 1 is a perspective view of the rechargeable shaver showing my new design;
FIG. 2 is a top plan view thereof;
FIG. 3 is a front elevational view thereof;
FIG. 4 is a side elevational view, looking from the right side of FIG. 3, the opposite side being a mirror image thereof;
FIG. 5 is a rear elevational view thereof;
FIG. 6 is a bottom plan view thereof; and,
FIG. 7 is an enlarged view of a portion of the foil as shown in area "7" of FIG. 3.

1 Claim, 3 Drawing Sheets



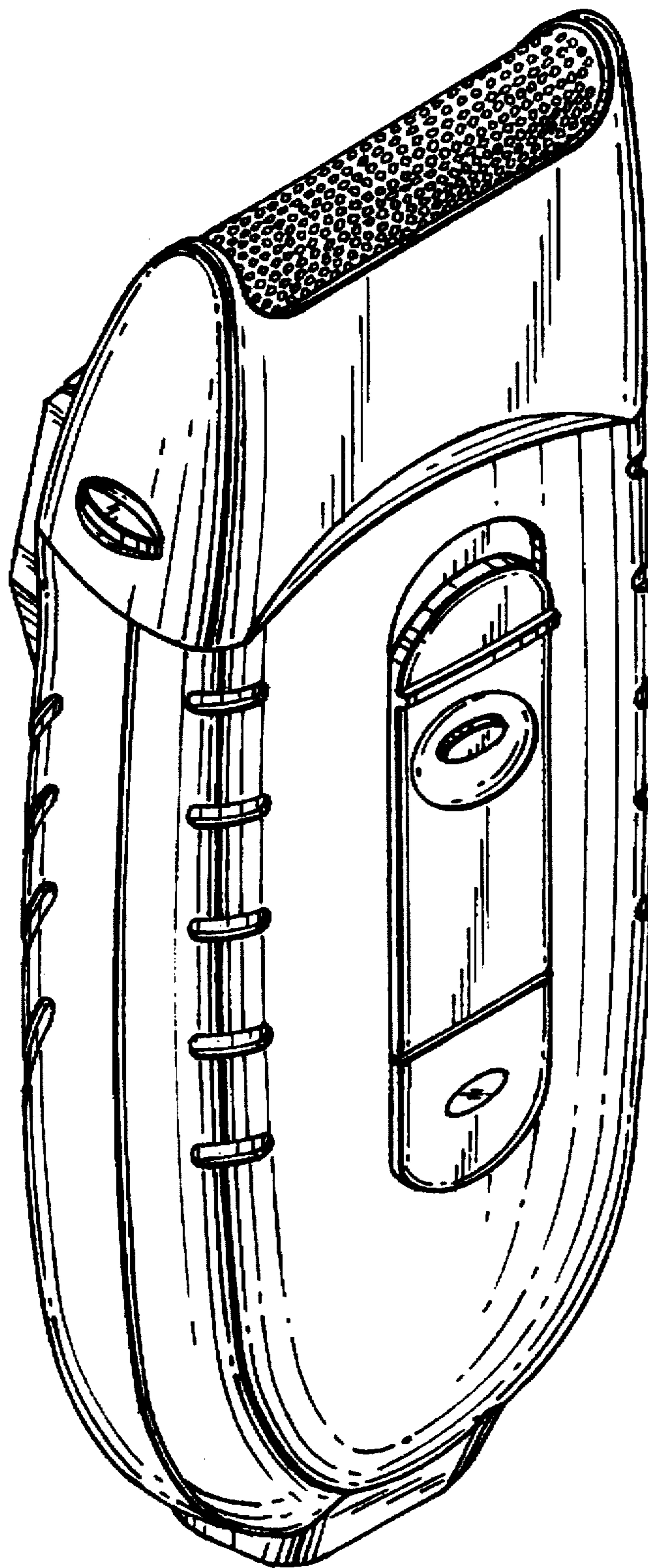


FIG. 1

FIG. 2

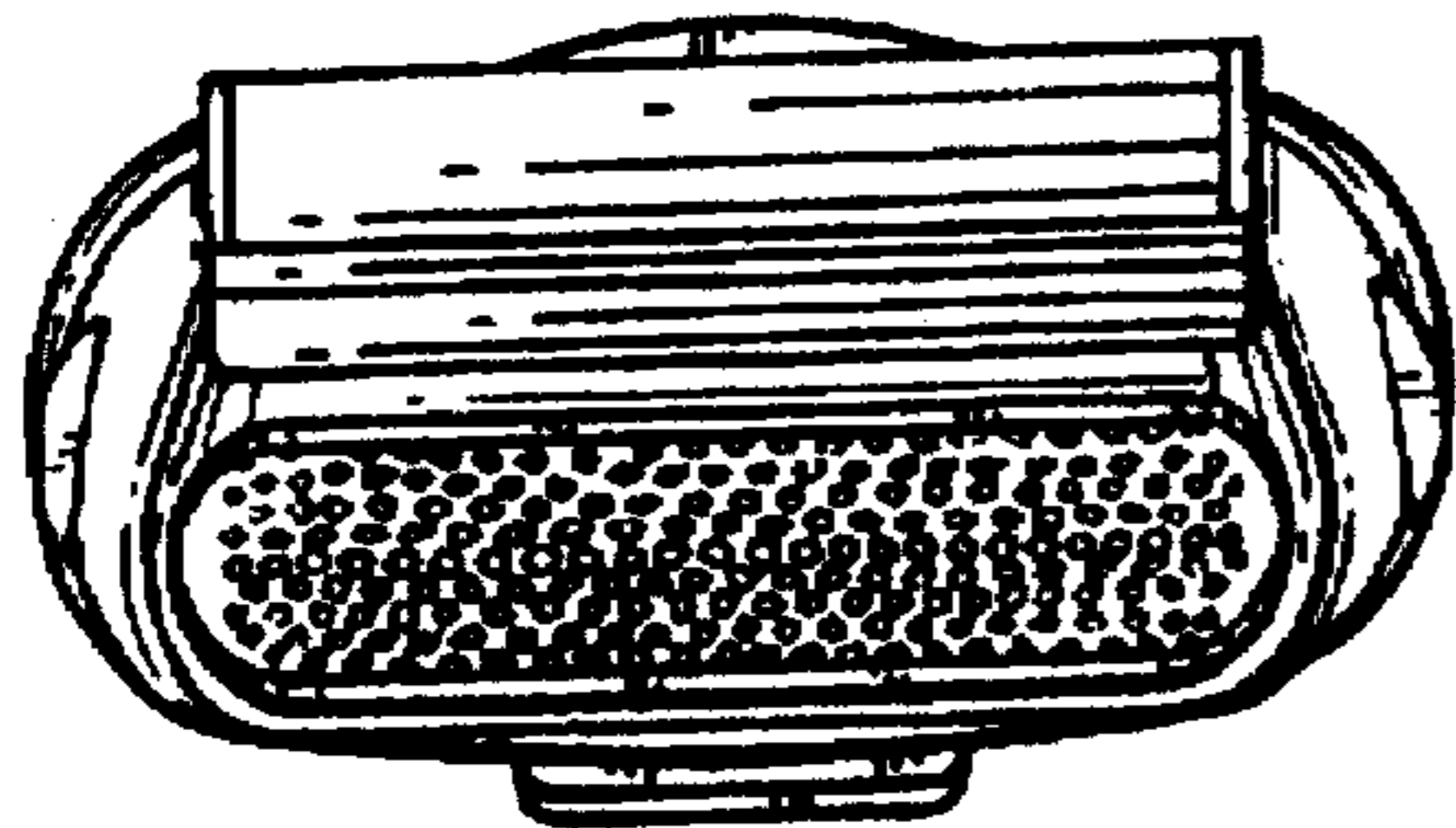


FIG. 3




FIG. 4

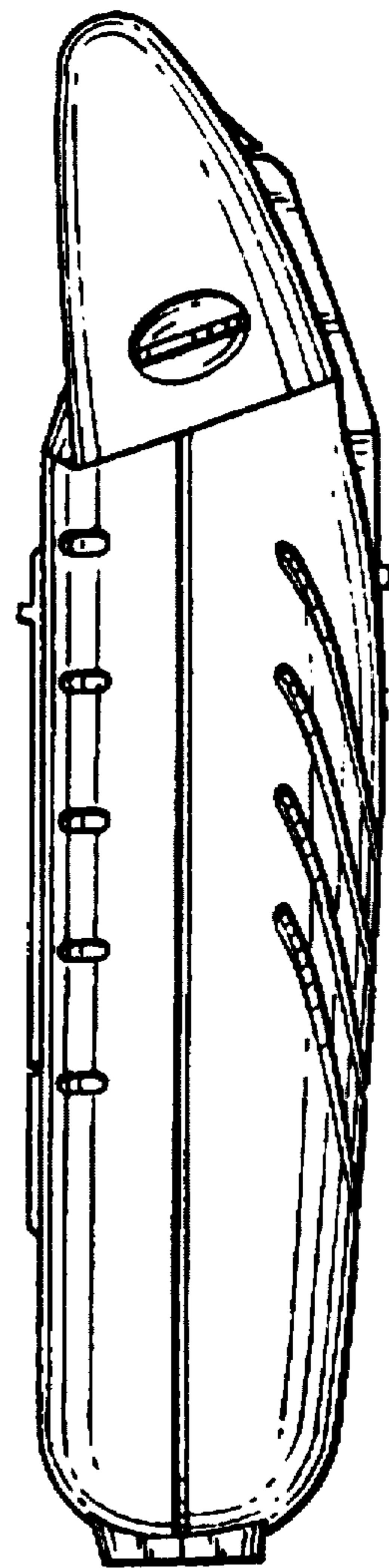


FIG. 5


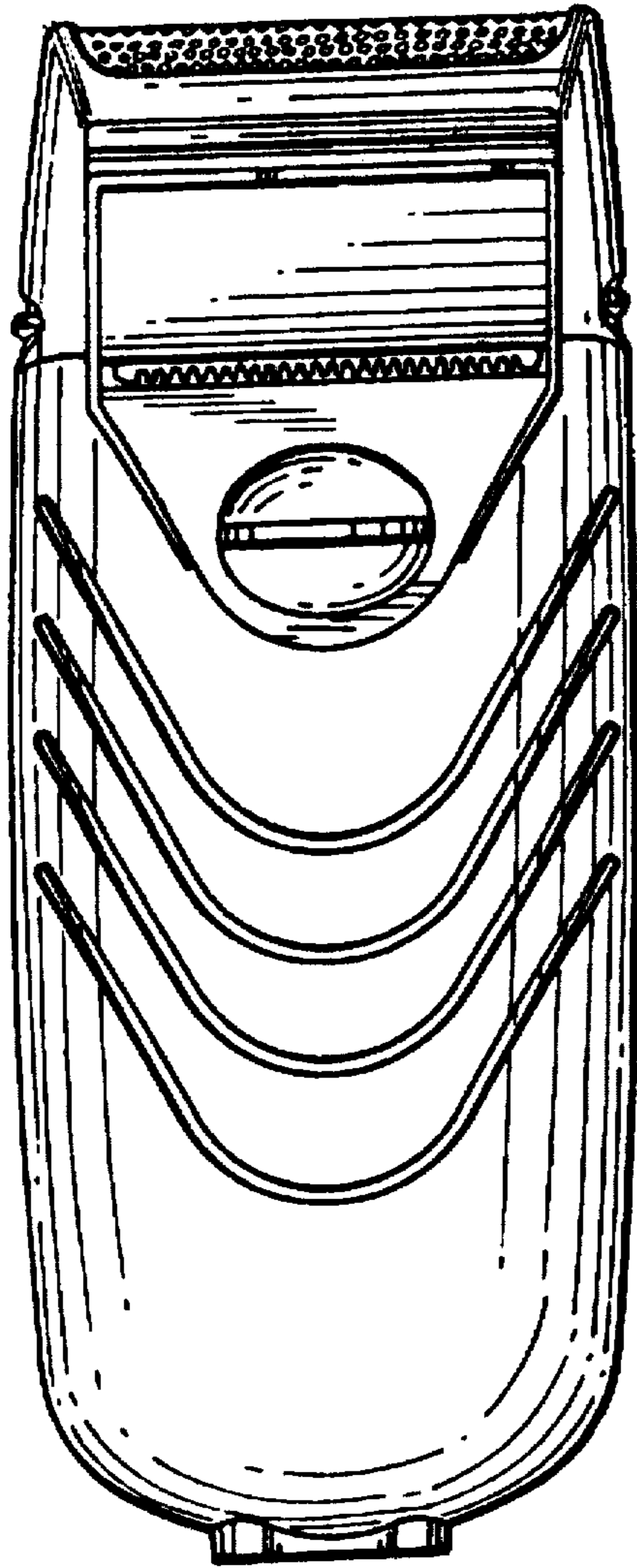


FIG. 6

FIG. 7

