



US00D391675S

United States Patent [19]

Meehan

[11] Patent Number: **Des. 391,675**

[45] Date of Patent: ****Mar. 3, 1998**

[54] **FIGURE-8 SHAPED HAIR OR WRIST ACCESSORY**

[76] Inventor: **Katharine E. Meehan, 2023 Sprucewood Ct., Mt. Pleasant, S.C. 29464**

[**] Term: **14 Years**

[21] Appl. No.: **49,474**

[22] Filed: **Jan. 26, 1996**

[51] LOC (6) Cl. **28-03**

[52] U.S. Cl. **D28/41**

[58] Field of Search **D28/39-41; D2/865, D2/866, 871, 875, 610, 615; 132/273, 275; 2/162, 170, 174**

[56] **References Cited**

U.S. PATENT DOCUMENTS

D. 220,019	2/1971	Solomon	D28/41	X
D. 220,460	4/1971	Hawkins	D28/42	
D. 283,922	5/1986	Petersen	D28/39	X
D. 348,330	6/1994	Marrese	D28/41	
D. 348,331	6/1994	Marrese	D28/41	
D. 354,153	1/1995	Marrese	D28/41	
2,969,070	1/1961	Todfield	D28/42	X

5,156,171 10/1992 Goodman D28/41 X

OTHER PUBLICATIONS

"Hong Kong Enterprise" Oct. 1989. p. 337-item E153/65-2N shown by arrow.

Primary Examiner—Ted Shooman
Assistant Examiner—C. Tuttle
Attorney, Agent, or Firm—Clifford L. Tager

[57] **CLAIM**

The ornamental design for a figure-8 shaped hair or wrist accessory, as shown and described.

DESCRIPTION

FIG. 1 is a perspective view of a hair or wrist accessory showing my new design in use in a user's hair; FIG. 2 is a perspective view thereof showing my new design in use on a user's wrist; FIG. 3 is a top-view in the non-use configuration; FIG. 4 is a side elevation view thereof; and, FIG. 5 is an end view thereof.

The broken line portions of FIGS. 1 and 2 are for illustrative purposes only and form no part of the claimed design.

The undisclosed sides of the design follow the contours of the sides shown.

1 Claim, 2 Drawing Sheets



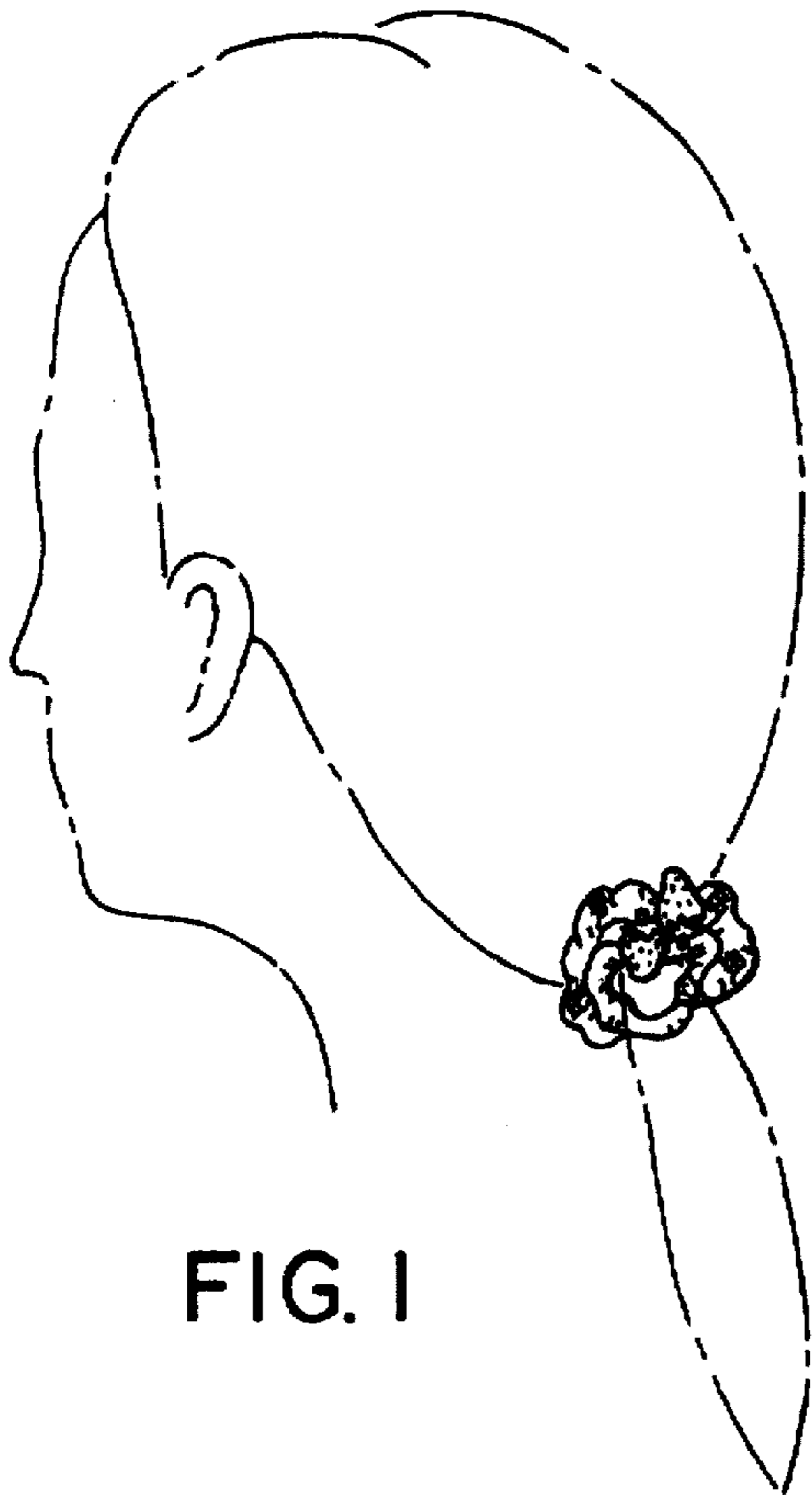


FIG. 1

FIG. 2



FIG. 3

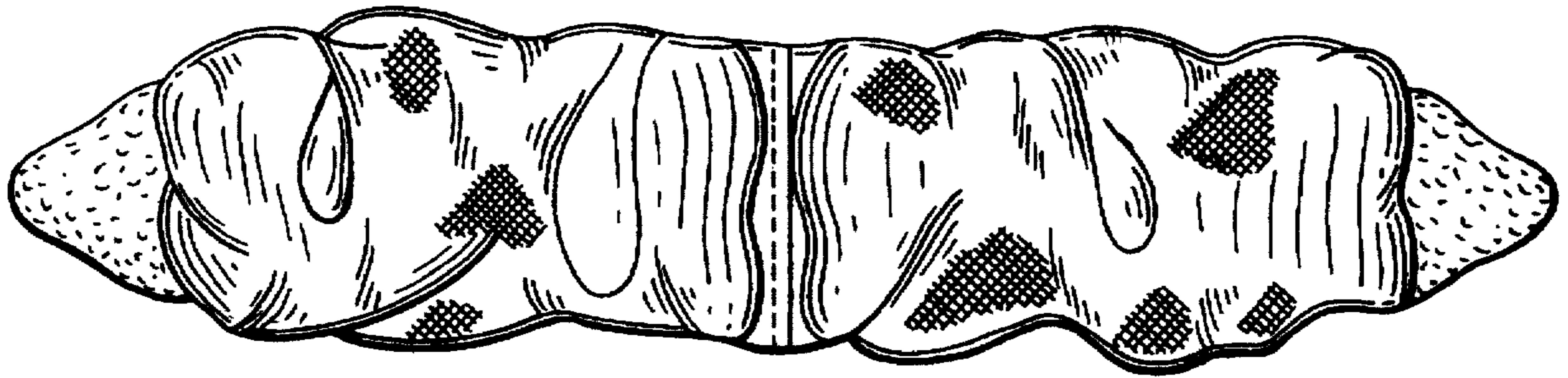


FIG. 4

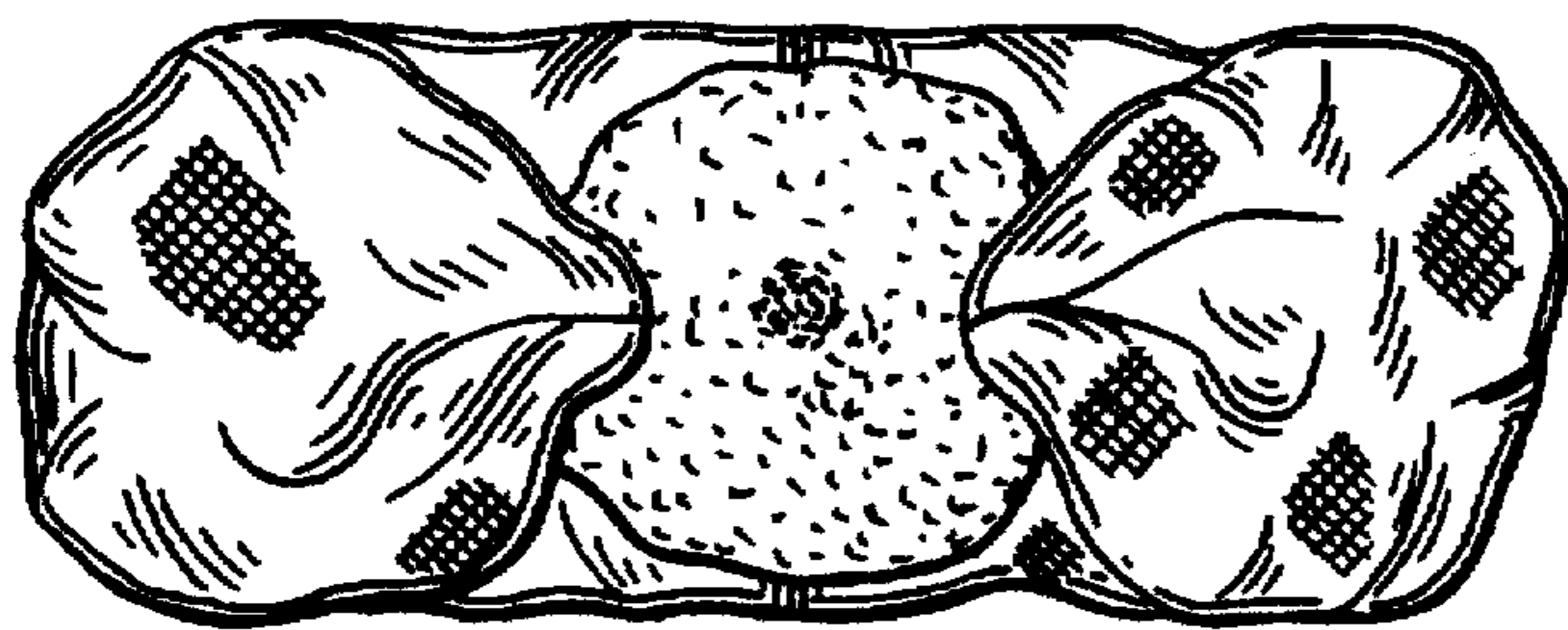


FIG. 5