



US00D391652S

United States Patent [19]

Sacco et al.

[11] Patent Number: **Des. 391,652**

[45] Date of Patent: ****Mar. 3, 1998**

[54] **EXTERIOR SURFACE CONFIGURATION OF A MOTOR VEHICLE FRONT LIGHT ASSEMBLY**

[75] Inventors: **Bruno Sacco; Harald Leschke**, both of Sindelfingen, Germany; **Olivier Pierre Boulay; Anthony W. K. Lo**, both of Tokyo, Japan

[73] Assignee: **Mercedes-Benz AG**, Stuttgart, Germany

[**] Term: **14 Years**

[21] Appl. No.: **69,035**

[22] Filed: **Mar. 31, 1997**

[30] **Foreign Application Priority Data**

Sep. 30, 1996 [DE] Germany 96 08 461.8

[51] **LOC (6) Cl.** **26-06**

[52] **U.S. Cl.** **D26/28**

[58] **Field of Search** D26/28-35; 362/61, 362/80, 83.4, 267, 269, 275

[56] **References Cited**

U.S. PATENT DOCUMENTS

D. 329,097 9/1992 Sacco et al. D26/28

D. 363,561 10/1995 Zagaacy et al. D26/28
D. 373,838 9/1996 Sacco et al. D26/28

Primary Examiner—Marcus A. Jackson
Attorney, Agent, or Firm—Evenson McKeown Edwards & Lenahn, PLLC

[57] **CLAIM**

The ornamental design for an exterior surface configuration of a motor vehicle front light assembly, as shown and described.

DESCRIPTION

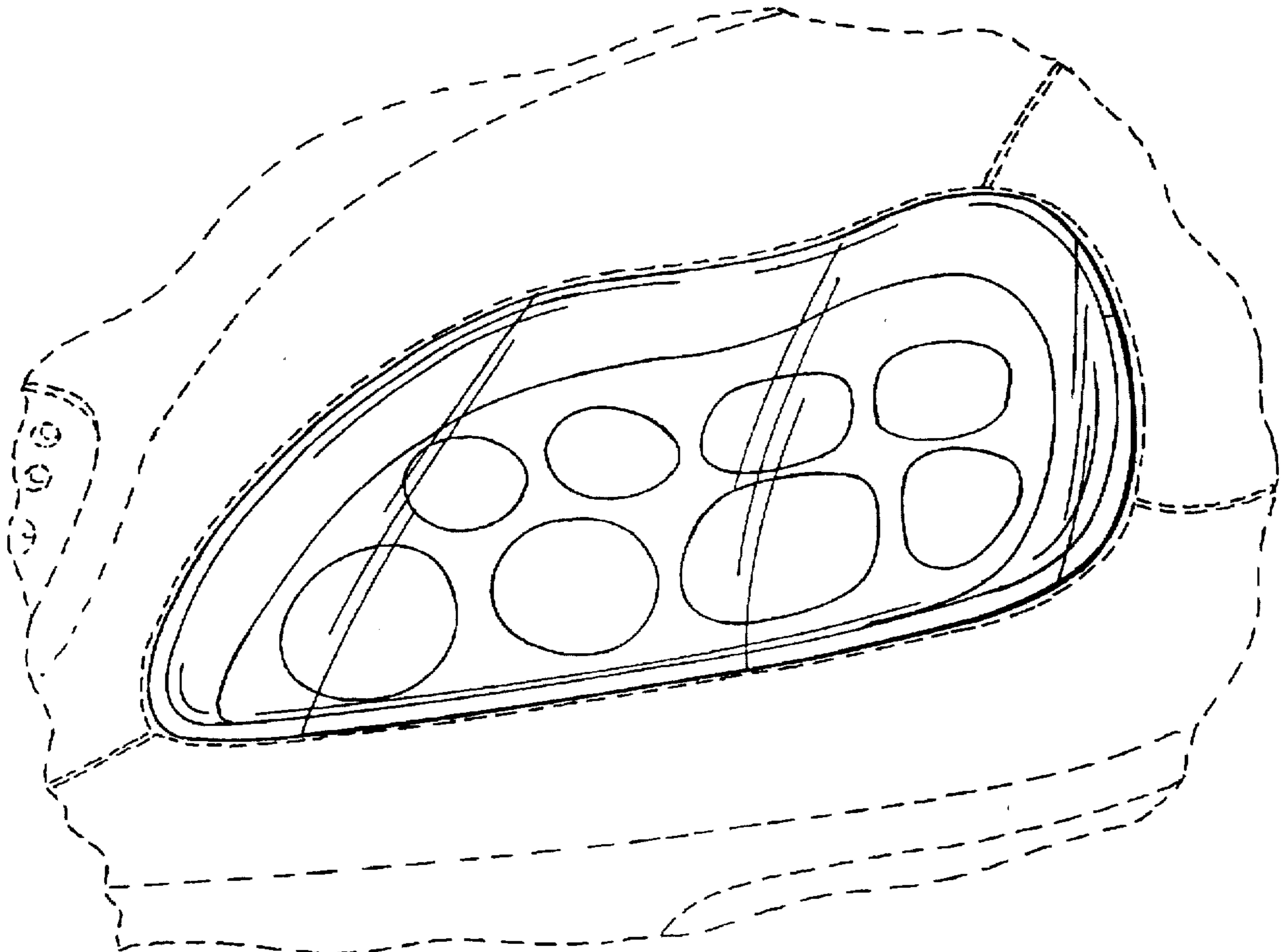
FIG. 1 is a front view of an exterior surface configuration of a motor vehicle front light assembly according to our novel design; and,

FIG. 2 is front perspective view from the left side of a vehicle showing the exterior surface configuration of a motor vehicle front light assembly according to our novel design.

Our novel design illustrated in the drawings is for a left side front light assembly. However, our invention also contemplates mirror symmetrical embodiments for a right side front light assembly.

The broken lines which appear in FIGS. 1 and 2 are showing for illustrative purposes only and form no part of the claimed design.

1 Claim, 1 Drawing Sheet



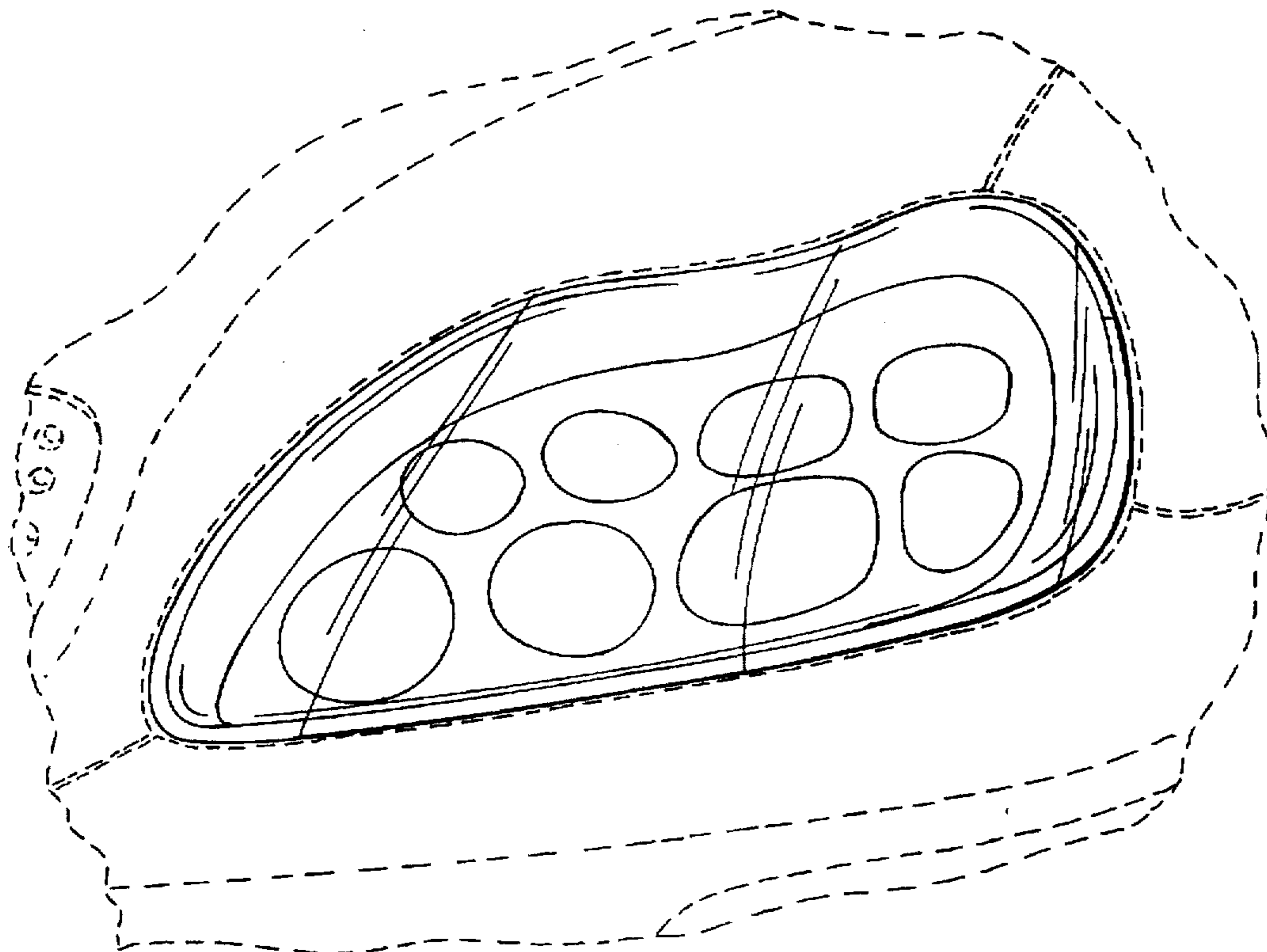


FIG. 1

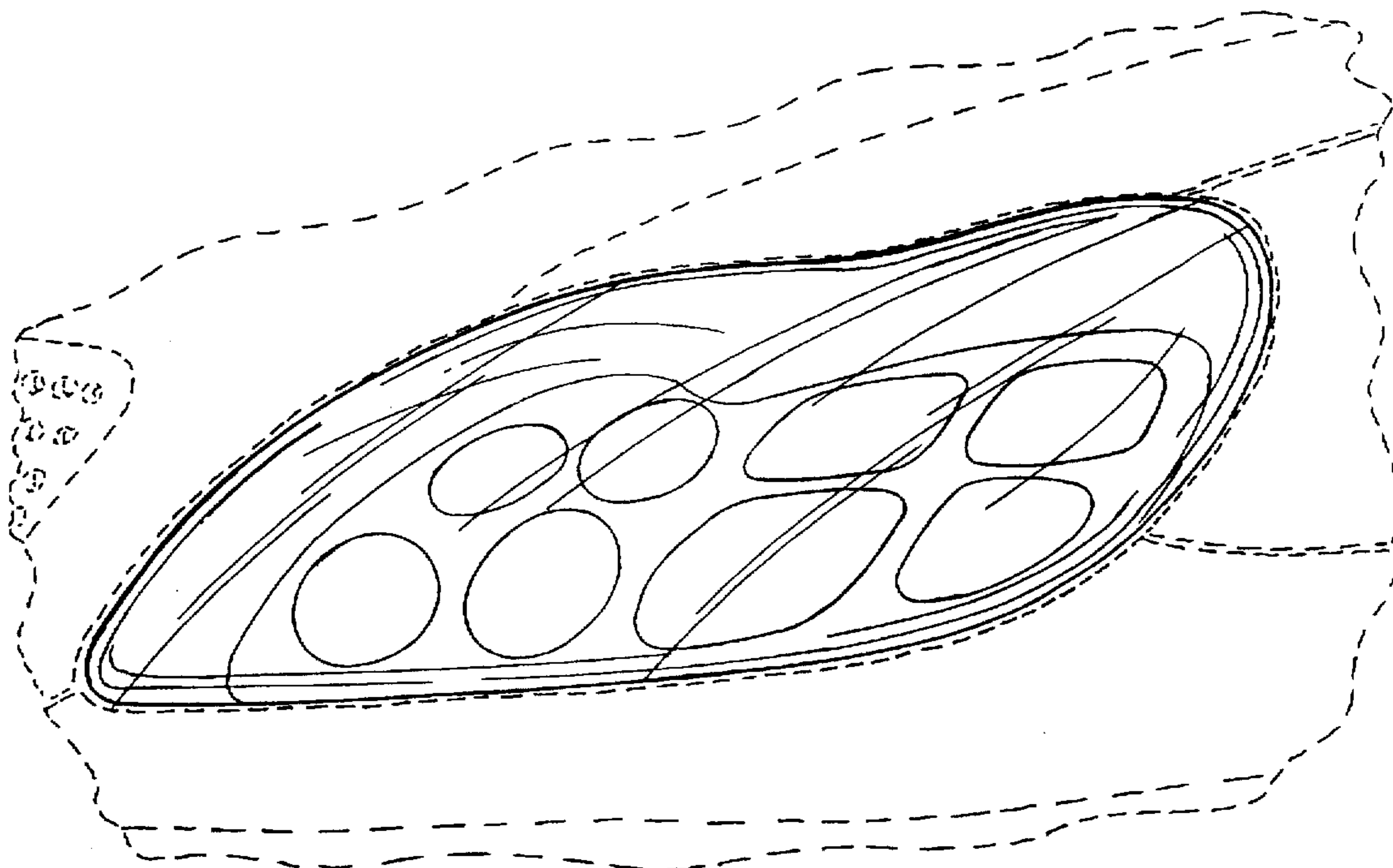


FIG. 2