



US00D391606S

# United States Patent [19] Compte

[11] Patent Number: **Des. 391,606**  
[45] Date of Patent: **\*\*Mar. 3, 1998**

[54] FOUNTAIN PEN

[75] Inventor: **Philippe Compte, Paris, France**

[73] Assignee: **S.T. Dupont S.A., France**

[\*\*] Term: **14 Years**

[21] Appl. No.: **65,580**

[22] Filed: **Jan. 30, 1997**

### [30] Foreign Application Priority Data

Aug. 22, 1996 [FR] France ..... 964812

[51] LOC (6) Cl. .... **19-06**

[52] U.S. Cl. .... **D19/51; D19/48; D19/43;  
D19/56; D19/55; D19/57**

[58] Field of Search ..... **D19/35, 36, 41-51,  
D19/53-58, 81-85; 401/221, 222, 226,  
243, 244, 245, 246, 247**

### [56] References Cited

#### U.S. PATENT DOCUMENTS

D. 95,860 6/1935 Neuhoff ..... D19/55  
D. 115,868 7/1939 Longmaid ..... D19/55  
D. 138,346 7/1944 Kahn ..... D19/48

D. 183,696 10/1958 Kahn ..... D19/48  
D. 252,333 7/1979 Funahashi ..... D19/47  
D. 274,628 7/1984 Malamoud ..... D19/51  
D. 367,673 3/1996 Compte ..... D19/43 X  
D. 367,887 3/1996 Compte ..... D19/56 X  
2,075,932 4/1937 Ehrmann ..... D19/43 X

Primary Examiner—Martie Thompson


### [57] CLAIM

The ornamental design for a fountain pen, as shown and described.

### DESCRIPTION

FIG. 1 is a front elevational view of a fountain pen in an exploded condition showing my new design;  
FIG. 2 is a front elevational view with the cap member in place;  
FIG. 3 is a rear elevational view of FIG. 2;  
FIG. 4 is a left side elevational view of FIG. 2;  
FIG. 5 is a right side elevational view of FIG. 2;  
FIG. 6 is a perspective view of FIG. 2;  
FIG. 7 is a bottom plan view of FIG. 2;  
FIG. 8 is a top plan view of FIG. 2; and,  
FIG. 9 is a fragmentary view of the nib portion thereof.

**1 Claim, 2 Drawing Sheets**



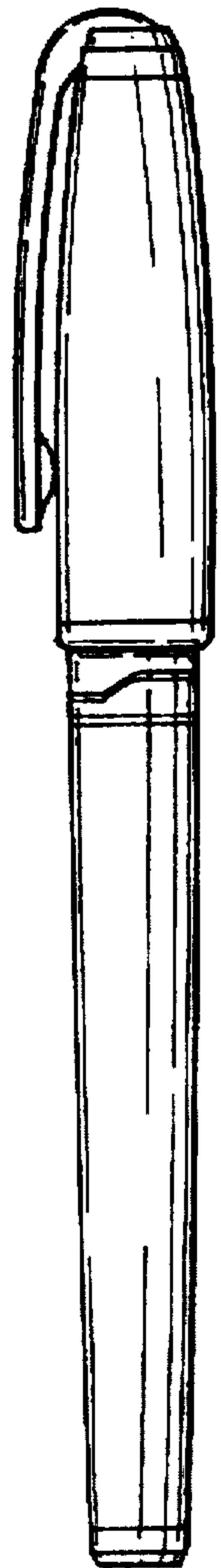
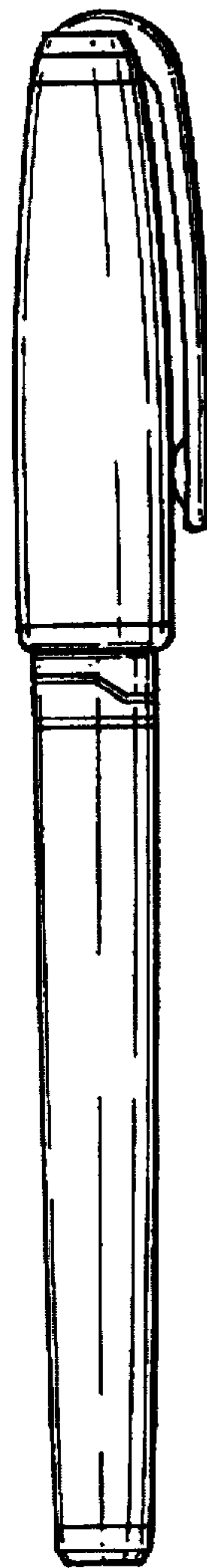

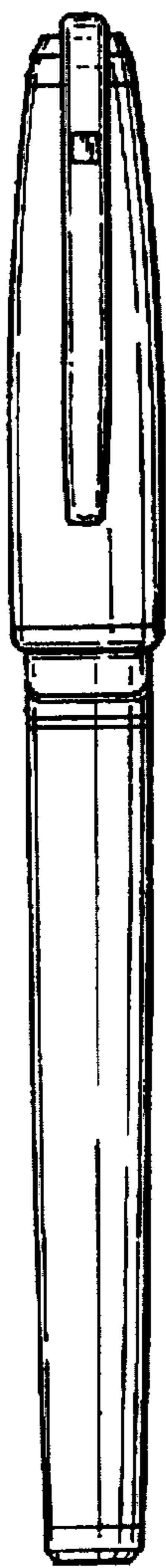
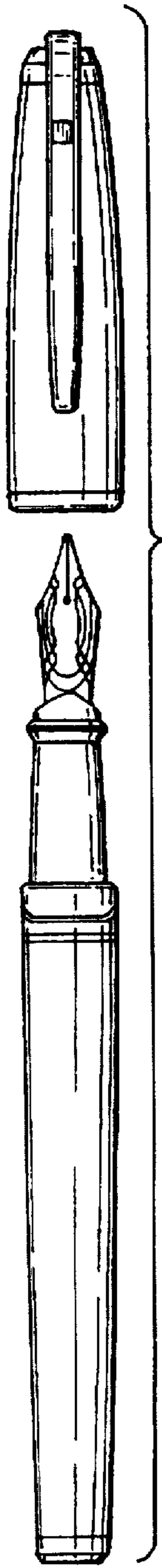


FIG. 1

FIG. 2

FIG. 3

FIG. 4

FIG. 5

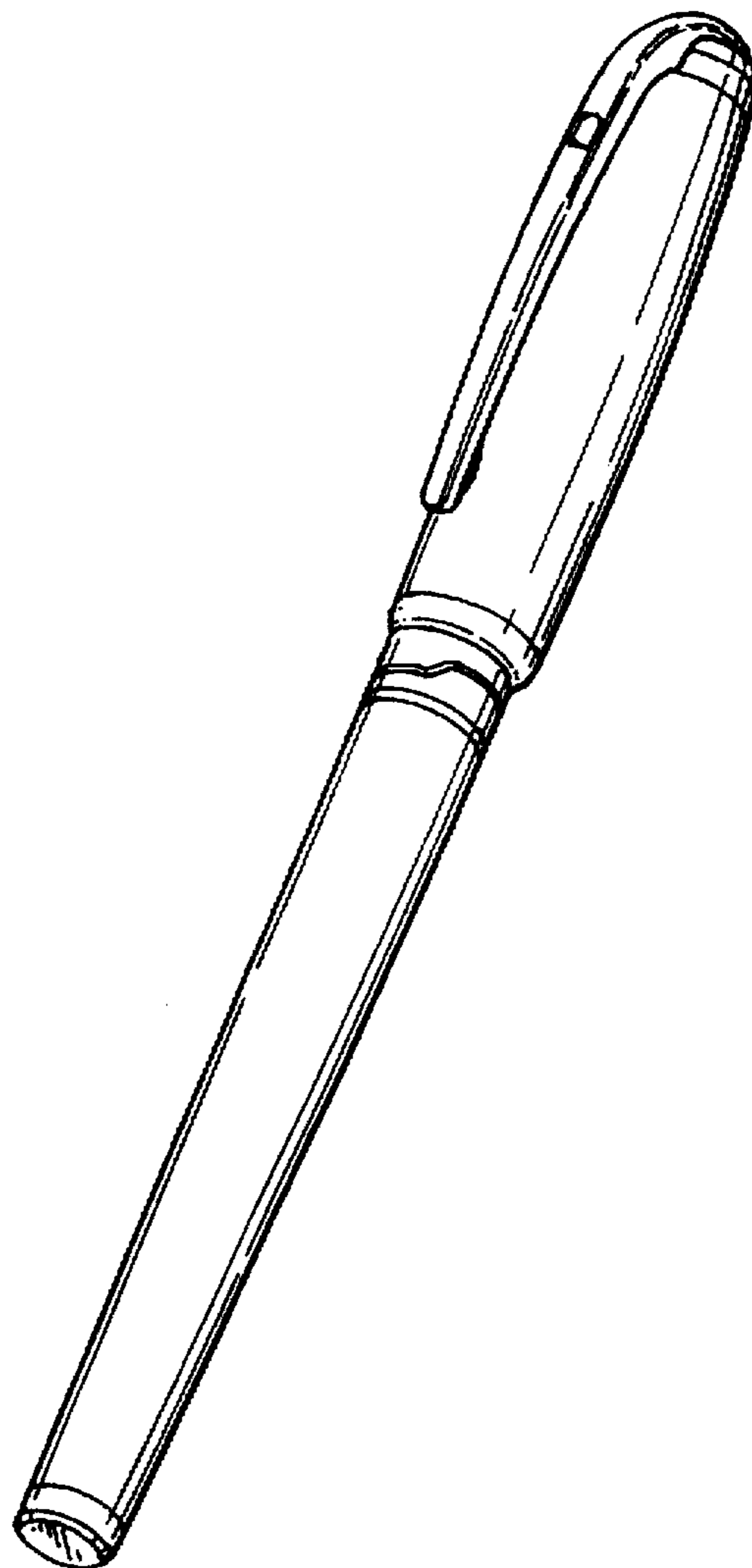


FIG. 6



FIG. 7



FIG. 8



FIG. 9