



US00D391605S

# United States Patent [19]

Wyant

[11] Patent Number: Des. 391,605

[45] Date of Patent: \*\*Mar. 3, 1998

[54] BINDER

[75] Inventor: John Wyant, Dayton, Ohio

[73] Assignee: The Mead Corporation, Dayton, Ohio

[\*\*] Term: 14 Years

[21] Appl. No.: 67,817

[22] Filed: Mar. 14, 1997

D. 133,060	7/1942	Jay	.....	D19/26
D. 338,455	8/1993	Suge	.....	D19/274
D. 352,604	11/1994	Johnson	.....	D3/303
D. 368,489	4/1996	Gray	.....	D19/26
3,658,365	4/1972	Grenbel	.....	434/429 X

Primary Examiner—Pamela J. Burgess  
Attorney, Agent, or Firm—Thompson Hine & Flory LLP

## [57] CLAIM

The ornamental design for a binder, as shown and described.

### Related U.S. Application Data

[62] Division of Ser. No. 52,531, Apr. 4, 1996, Pat. No. Des. 382,900.

[51] LOC (6) Cl. .... 19-04

[52] U.S. Cl. .... D19/27

[58] Field of Search ..... D19/26, 27, 28,  
D19/29, 30, 31; 281/15.1, 19.1, 29; 206/424;  
D3/301, 303, 289, 276, 285; 283/64; 402/70;  
434/429

### [56] References Cited

#### U.S. PATENT DOCUMENTS

D. 116,977 10/1939 Bellan ..... D3/301

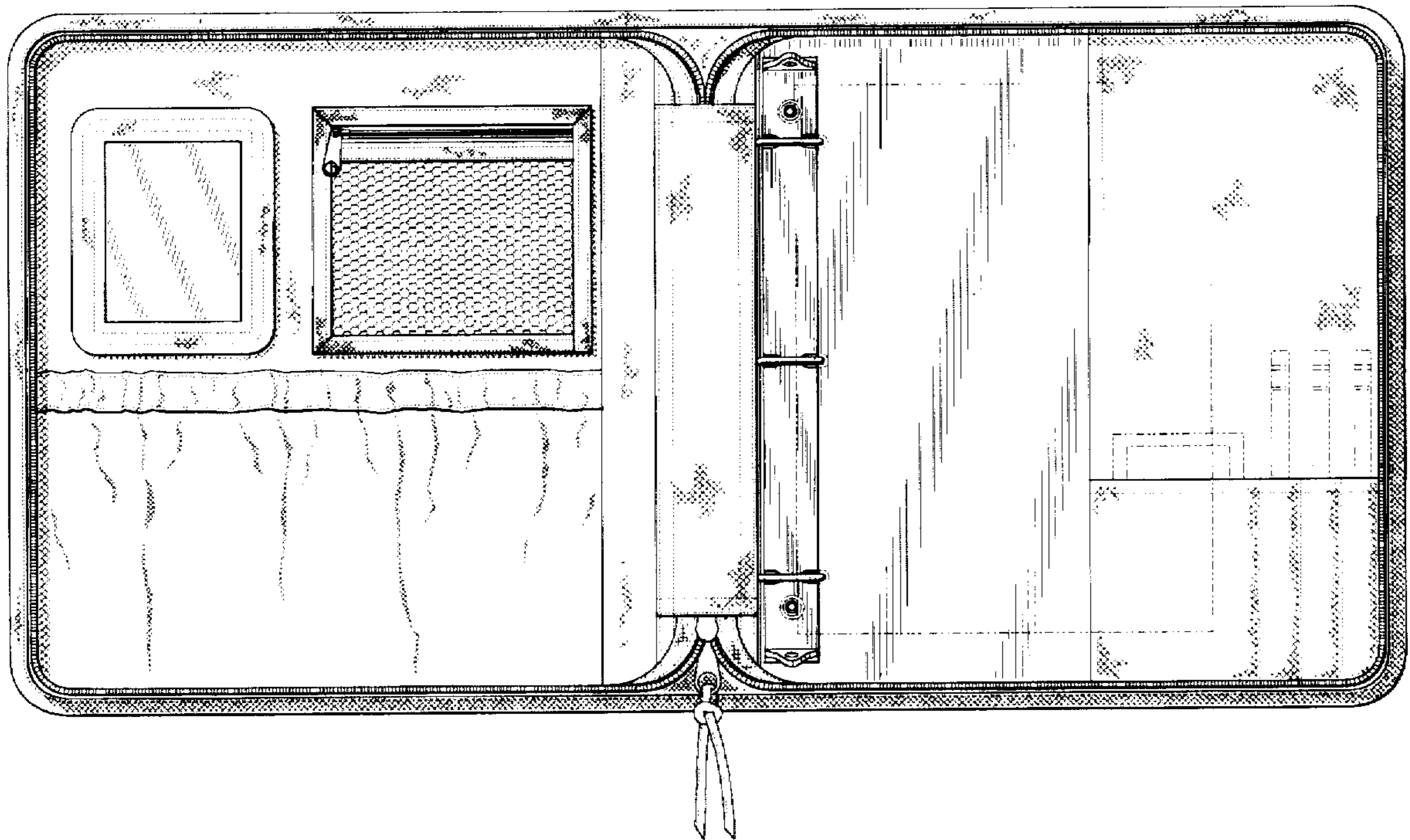
### DESCRIPTION

FIG. 1 is a top plan view of my new binder, the binder being in a fully opened condition, with loose-leaf paper, pencils and a calculator being shown in phantom for illustrative purposes only and forming no part of the claimed design; FIG. 2 is a bottom plan view thereof, the broken lines showing a rectangular feature on the lower right corner are for illustrative purposes only and form no part of the claimed design;

FIG. 3 is a front elevational view thereof, the undisclosed rear being a mirror image; and,

FIG. 4 is a left side elevational view thereof, the undisclosed right side elevational view being a mirror image.

1 Claim, 3 Drawing Sheets



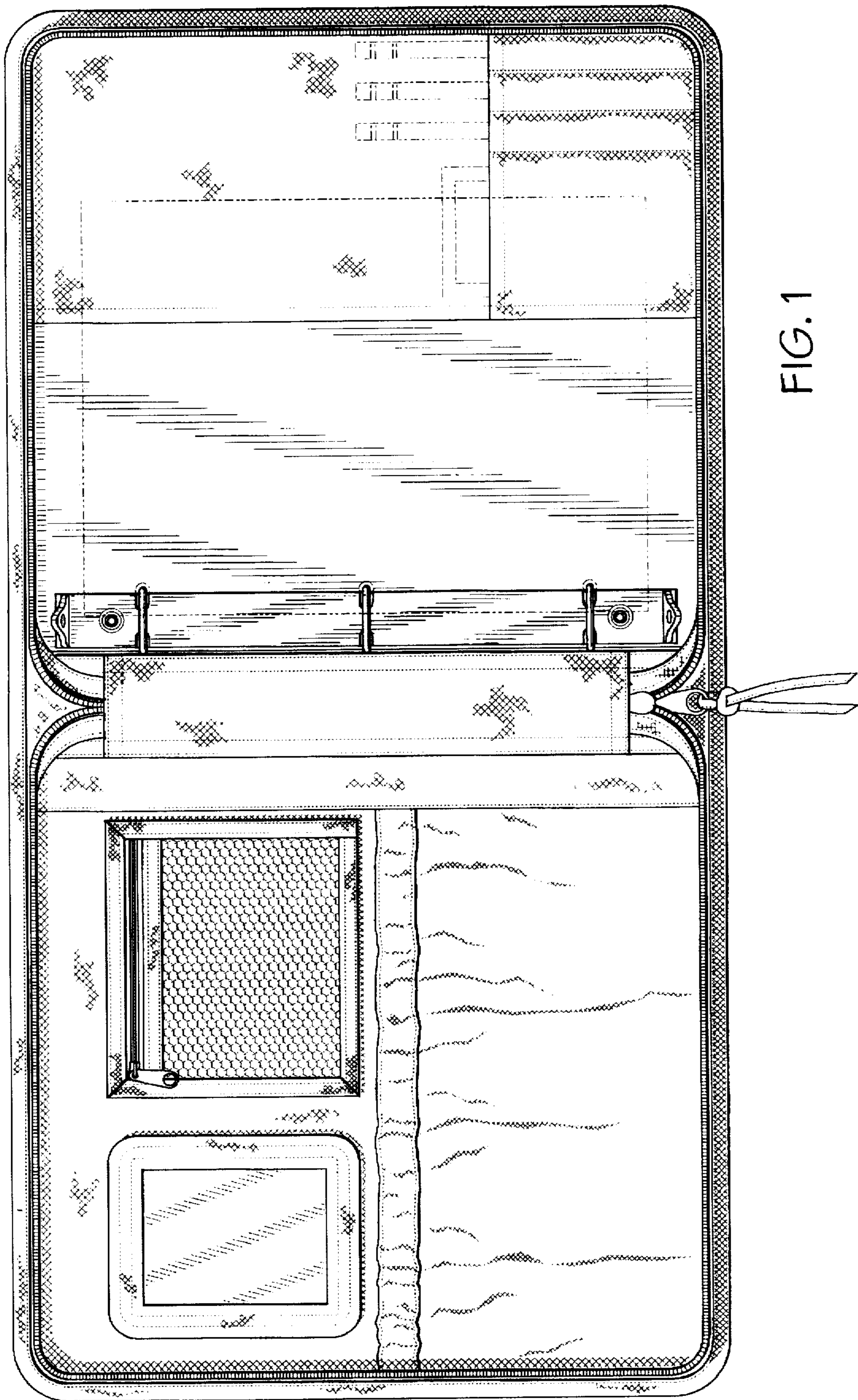
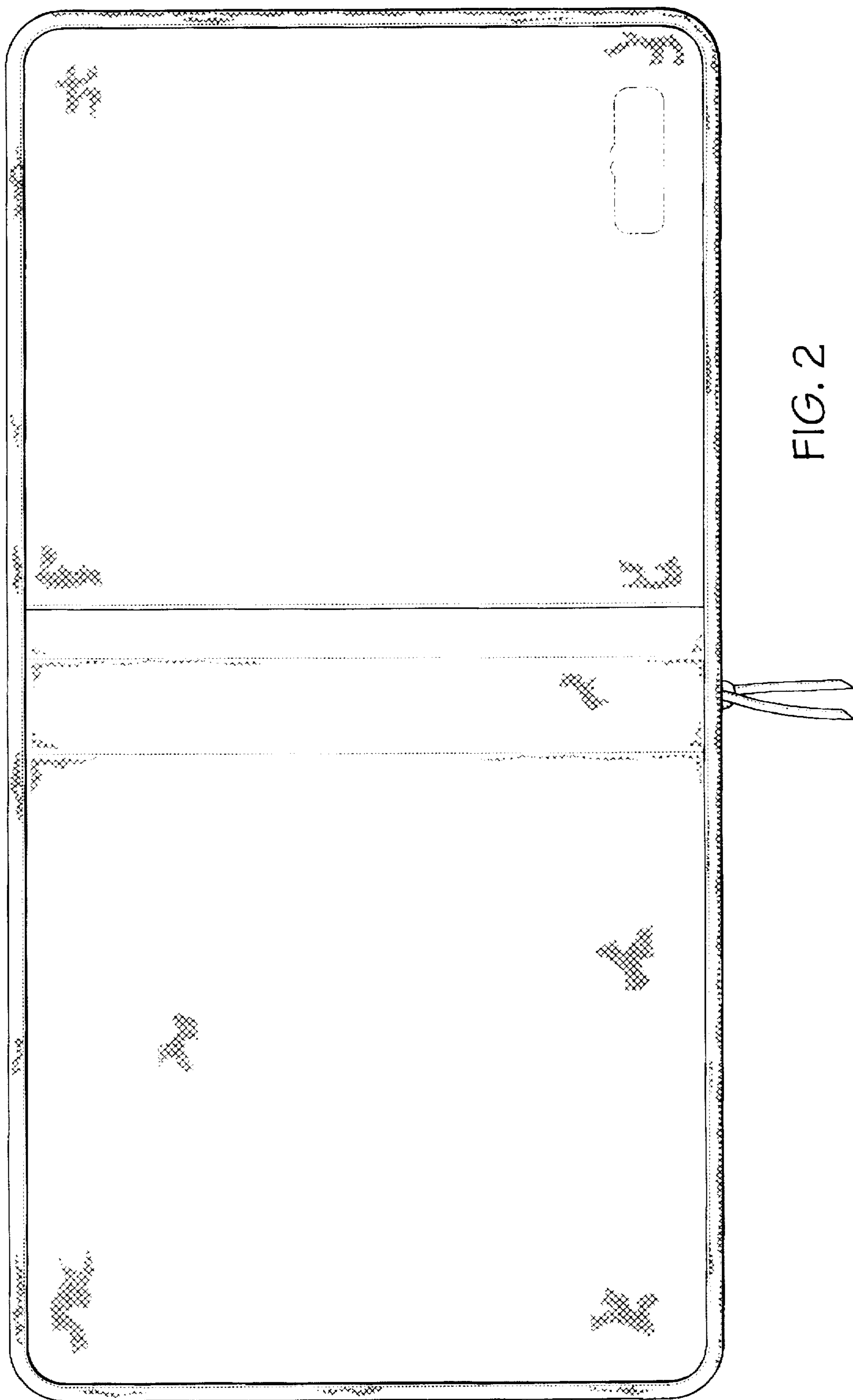


FIG. 1





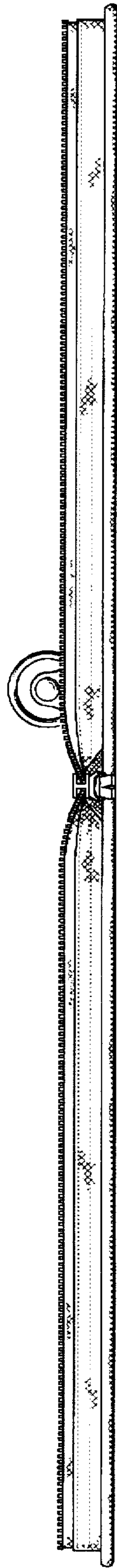


FIG. 3

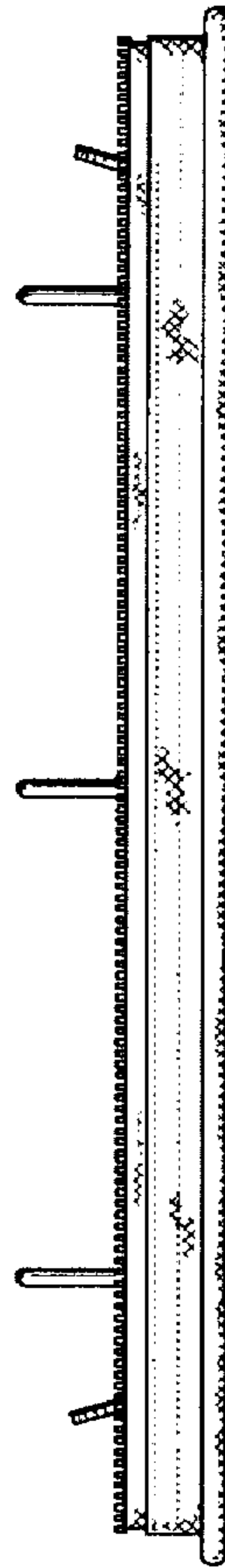


FIG. 4