



US00D391599S

# United States Patent [19]

[11] Patent Number: **Des. 391,599**

Lindert

[45] Date of Patent: **\*\*\*Mar. 3, 1998**

[54] **GUITAR BODY**

[76] Inventor: **Charles A. Lindert**, P.O. Box 172, Chelan, Wash. 98816

[\*] Notice: The portion of the term of this patent subsequent to Dec. 9, 2011, has been disclaimed.

[\*\*] Term: **14 Years**

[21] Appl. No.: **59,332**

[22] Filed: **Sep. 9, 1996**

[51] LOC (6) Cl. .... **17-03**

[52] U.S. Cl. .... **D17/20**

[58] Field of Search ..... D17/14, 15, 18-20; 84/267, 290, 291, 743

[56] **References Cited**

**U.S. PATENT DOCUMENTS**

D. 276,918	12/1984	Peavey	.....	D17/20
D. 314,783	2/1991	Vandenberg et al.	.....	D17/20
2,976,755	3/1961	Fender	.....	84/267
5,175,387	12/1992	Gregory	.....	84/267
5,235,981	8/1993	Klein	.....	84/291
5,458,035	10/1995	Okamura	.....	84/293

**OTHER PUBLICATIONS**

Toy Trader, Jun. 1989 p. 34 (Avril Rock Guitars).  
American Musical Supply Catalog, Fall-Winter 1988 p. 12 (American Standart Strat).

Guitar Player, Jun. 1994 p. 113 (Fender Guitars).  
Examples of guitar body styles on sale prior to 1995.

*Primary Examiner*—Philip S. Hyder  
*Assistant Examiner*—Adir Aronovich  
*Attorney, Agent, or Firm*—Wells, St. John, Roberts, Gregory & Matkin

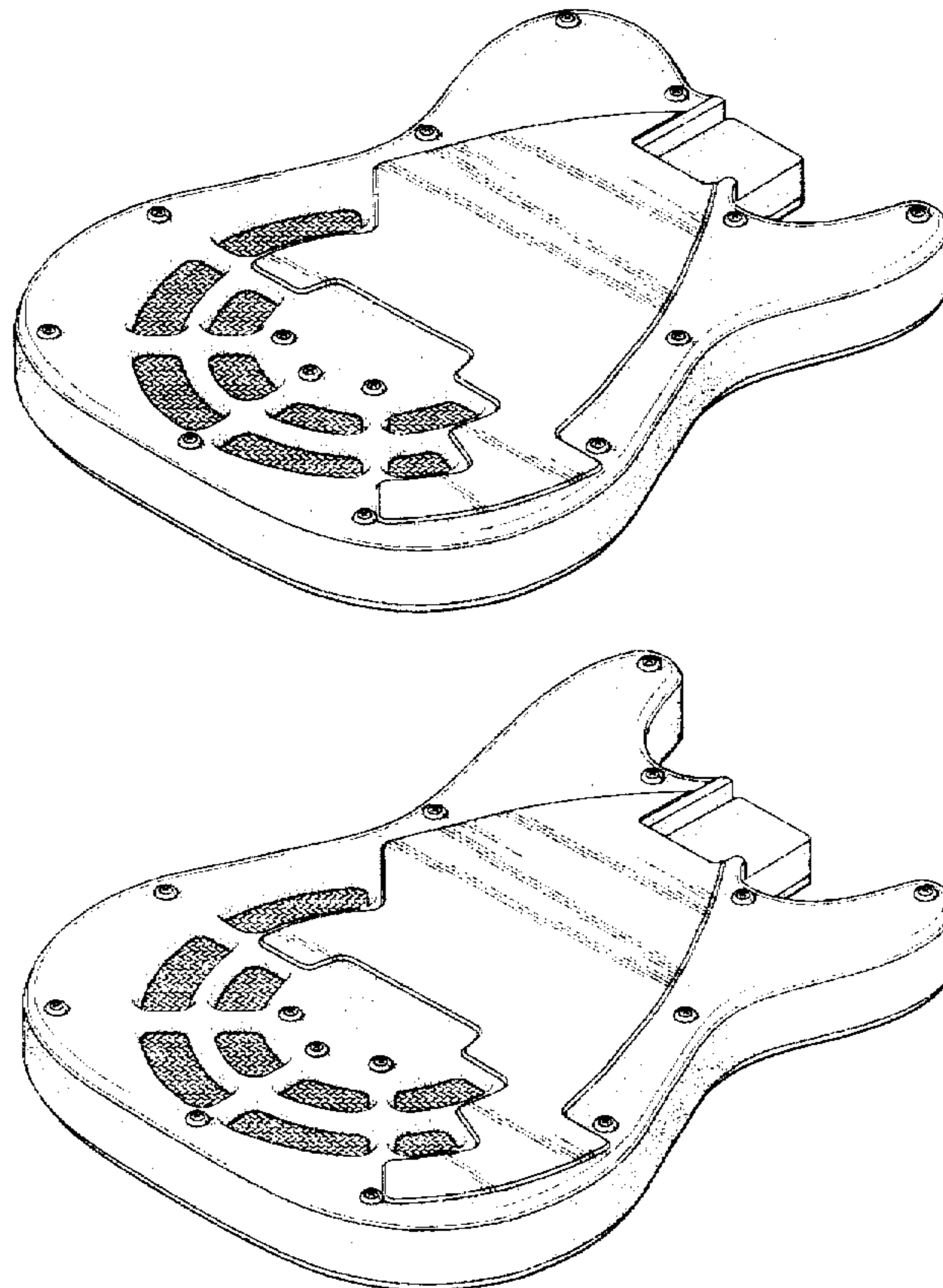
[57] **CLAIM**

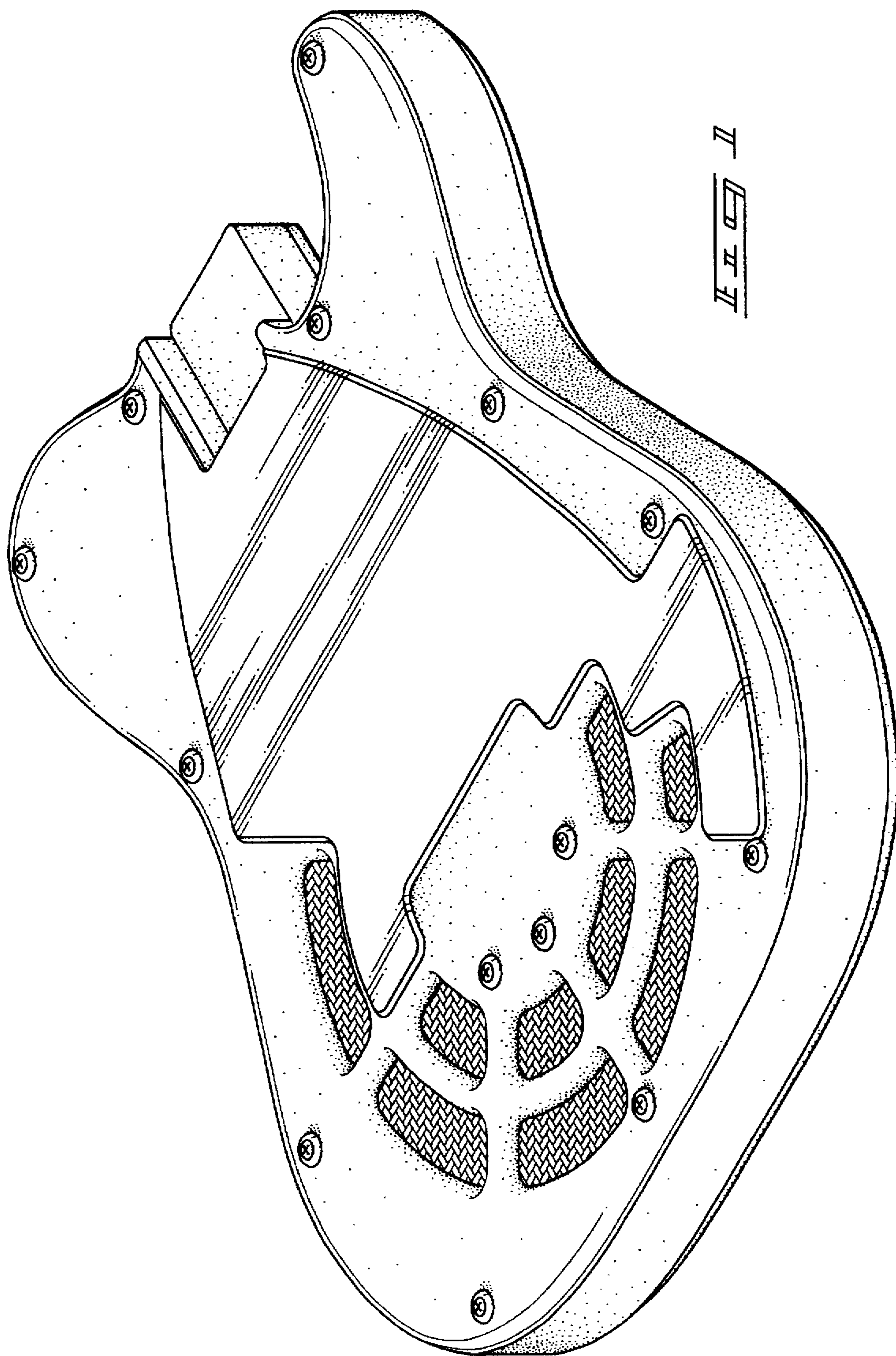
The ornamental design for a guitar body, as shown and described.

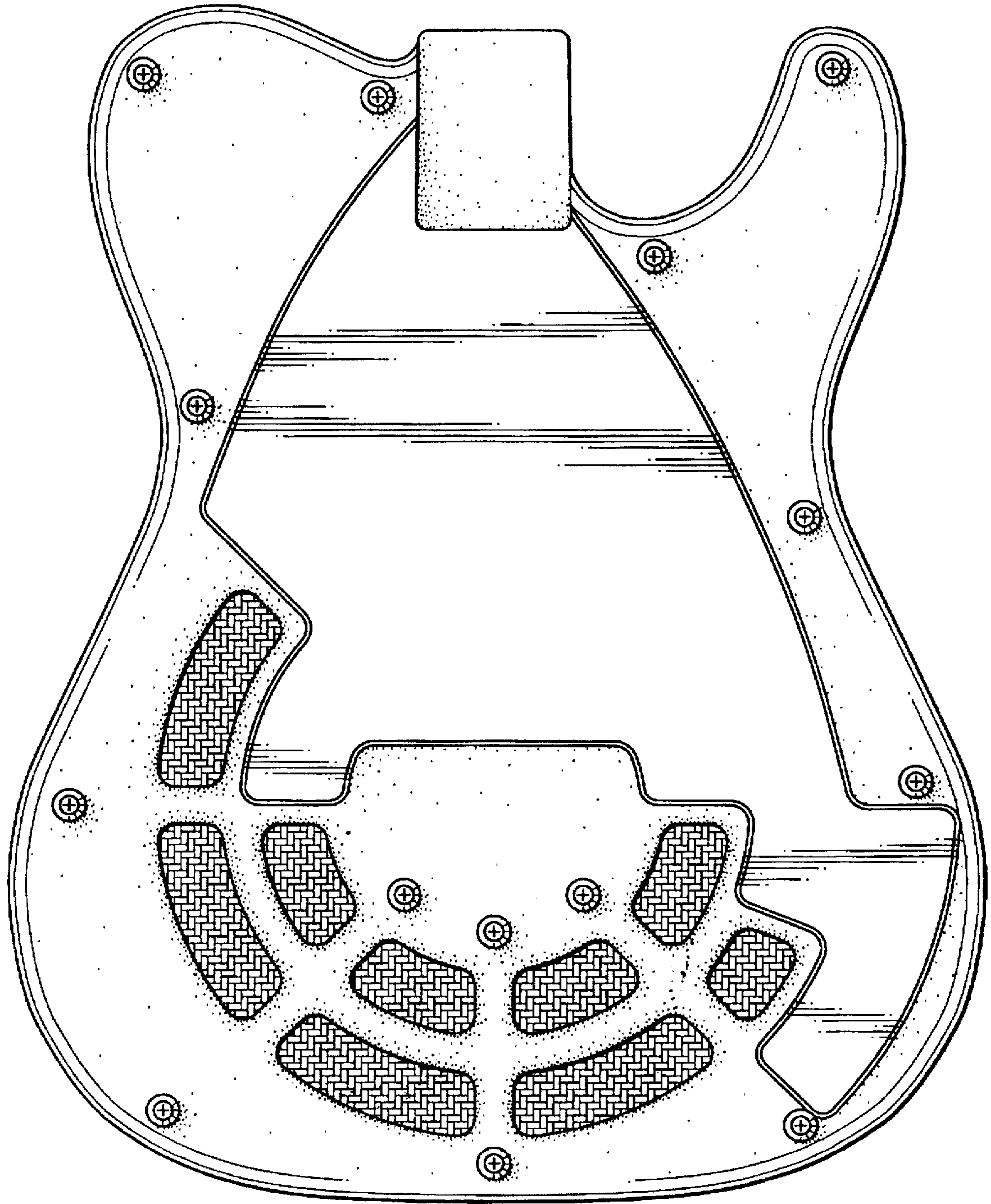
**DESCRIPTION**

FIG. 1 is a top perspective view of a guitar body showing my new design;  
FIG. 2 is a top plan view thereof;  
FIG. 3 is a right side elevation view thereof;  
FIG. 4 is a left side elevation view thereof;  
FIG. 5 is a top end view thereof;  
FIG. 6 is a bottom end view thereof;  
FIG. 7 is a perspective view of a modified form of the design shown in FIG. 1;  
FIG. 8 is a top plan view of FIG. 7;  
FIG. 9 is a right side elevation view of FIG. 7;  
FIG. 10 is a left side elevation view of FIG. 7;  
FIG. 11 is a top end view of FIG. 7; and  
FIG. 12 is a bottom end view of FIG. 7.  
The undisclosed bottom view is not part of the claimed design.

**1 Claim, 8 Drawing Sheets**







*II II II II*




FIG. 3




FIG. 4




Fig. 5


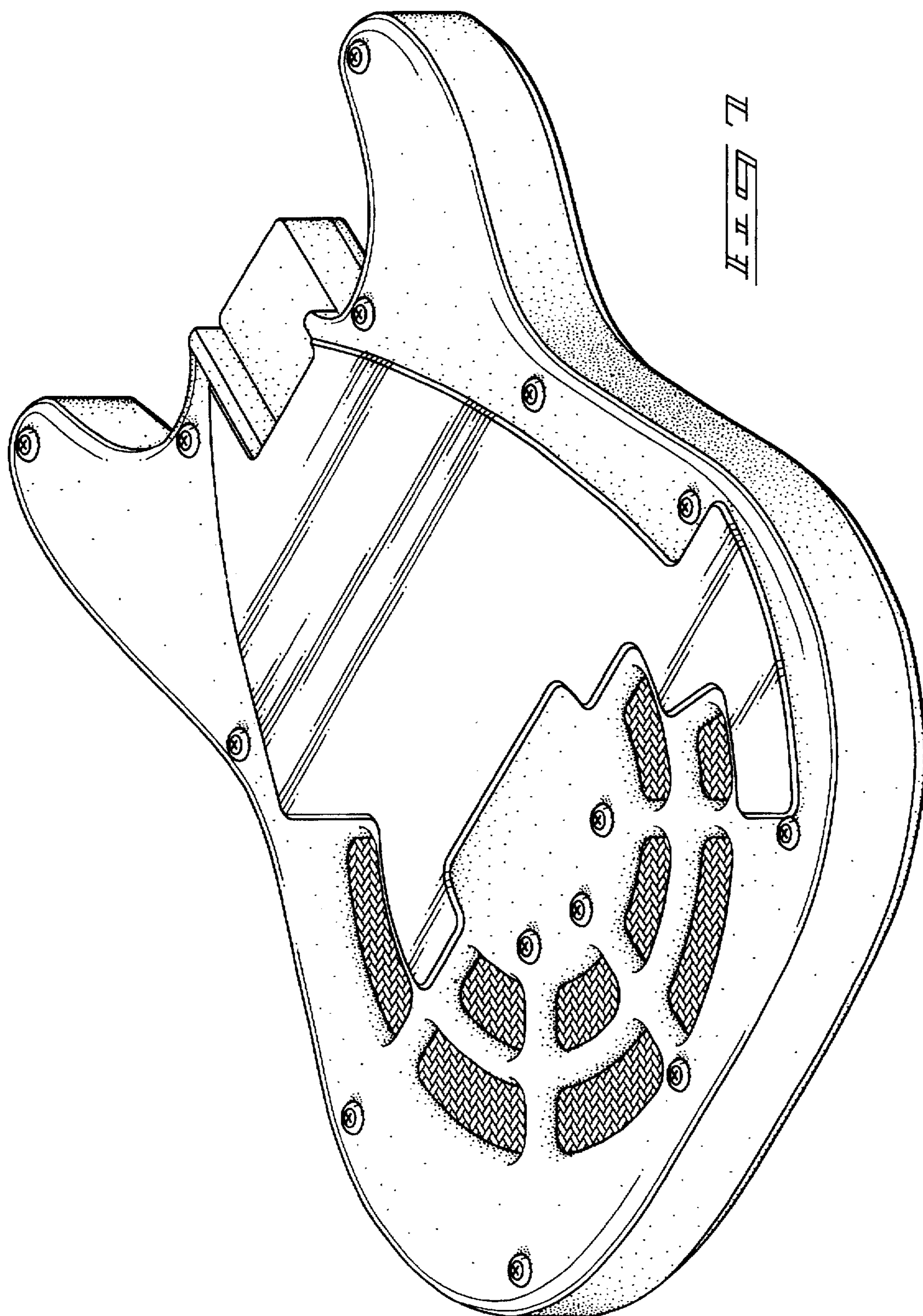
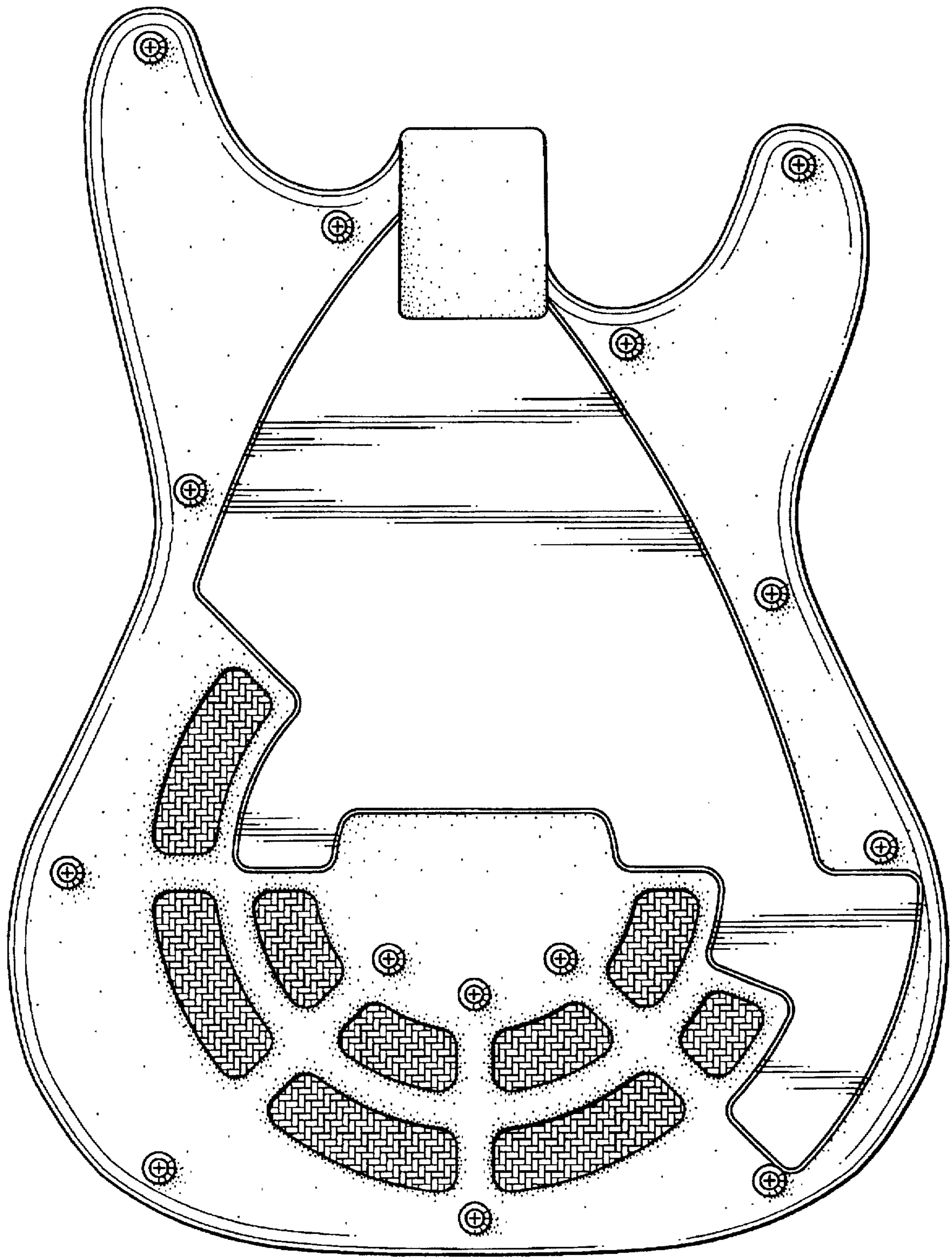
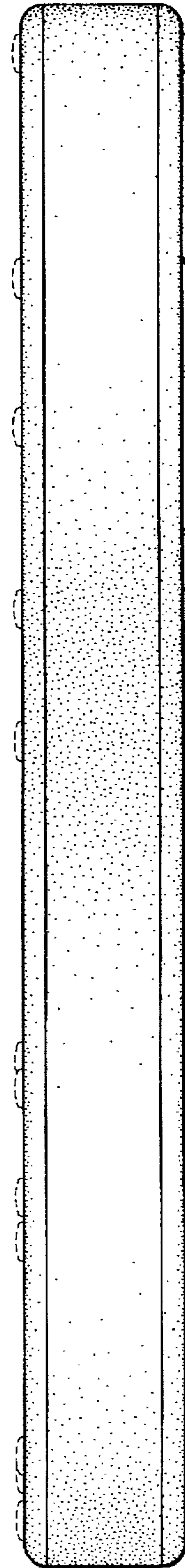
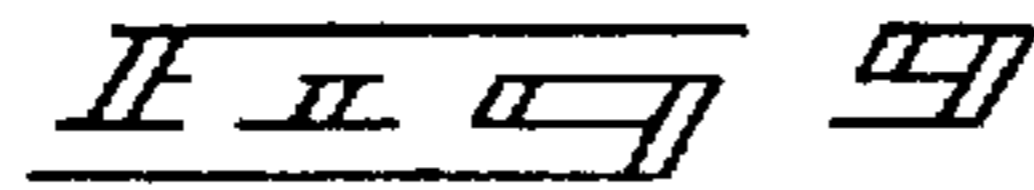



Fig. 6





*U.S. Pat. & Des. Off.*








Fig. 1




Fig. 2