



US00D391586S

**United States Patent** [19]  
**Walker**

[11] **Patent Number: Des. 391,586**  
[45] **Date of Patent: \*\*\*Mar. 3, 1998**

[54] **RIGHT ANGLE WELDING BRACKET**

[76] **Inventor: Robert B. Walker, 5340 Harrison Rd., Paradise, Calif. 95969**

[\*] **Notice: The portion of the term of this patent subsequent to Dec. 12, 2009, has been disclaimed.**

[\*\*] **Term: 14 Years**

[21] **Appl. No.: 52,006**

[22] **Filed: Mar. 21, 1996**

[51] **LOC (6) Cl. .... 15-09**

[52] **U.S. Cl. .... D15/141**

[58] **Field of Search** ..... D8/71, 349, 354; D10/64, 65, 70; D15/140, 141, 143; D25/102; 29/33 K, 33 D, 33 S, 33 T, 272, 282, 281.1, 402, 728, 799, 869; 72/52, 289; 196/304.6; 219/87, 91.2, 103, 121.63, 124.34, 137 R, 161, 242, 521, 524, 535; 228/6.1, 17, 17.5, 32, 44.3, 44.7, 45, 49.3, 49.2, 49.6, 119, 169, 189, 173.4, 165, 170, 148; 269/41-43, 70, 73, 132, 266, 289 R; 286/24, 27, 41

[56] **References Cited**

**U.S. PATENT DOCUMENTS**

|            |         |            |       |          |
|------------|---------|------------|-------|----------|
| D. 365,115 | 12/1995 | Walker     | ..... | D15/140  |
| 408,248    | 8/1889  | Marsh      | ..... | 269/41   |
| 3,679,198  | 7/1972  | Weggeland  | ..... | 269/43 X |
| 5,407,183  | 4/1995  | Singeltary | ..... | 269/43   |

*Primary Examiner*—Antoine Duval Davis

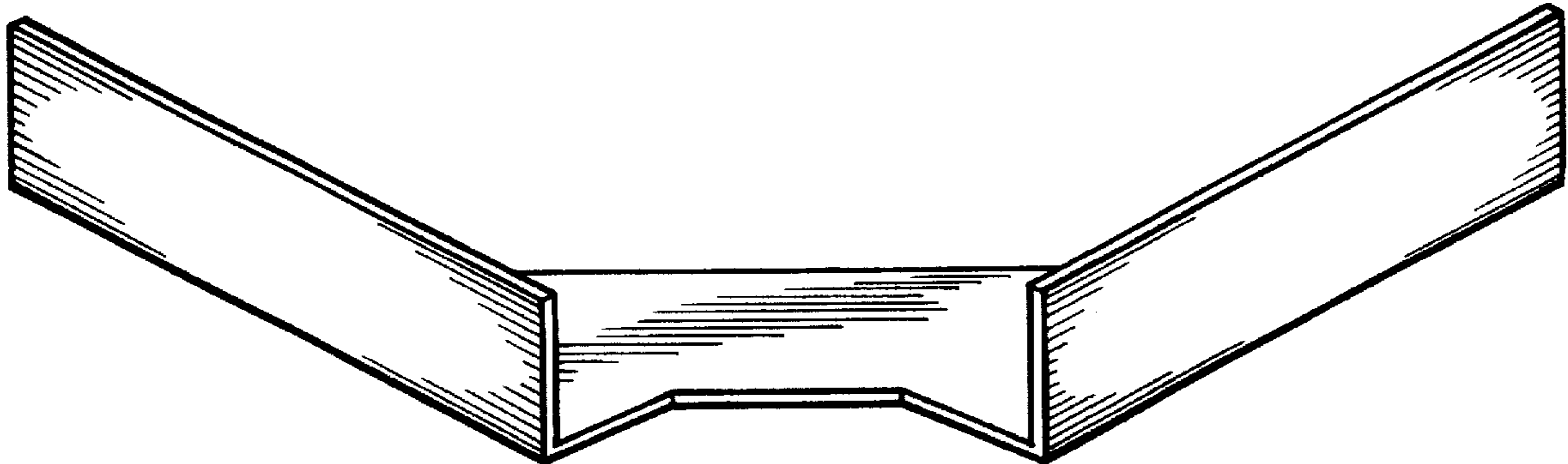
[57] **CLAIM**

The ornamental design for a right angle welding bracket, as shown and described.

**DESCRIPTION**

FIG. 1 is a top plan view of a right angle welding bracket showing my new design;  
FIG. 2 is a bottom plan view thereof;  
FIG. 3 is a front elevational view thereof, with the rear side elevational view appearing as a mirror image of the front elevational view;  
FIG. 4 is a left side elevational view thereof, with the right side elevational view appearing as a mirror image of the left side elevational view; and,  
FIG. 5 is a top perspective view thereof.

**1 Claim, 4 Drawing Sheets**



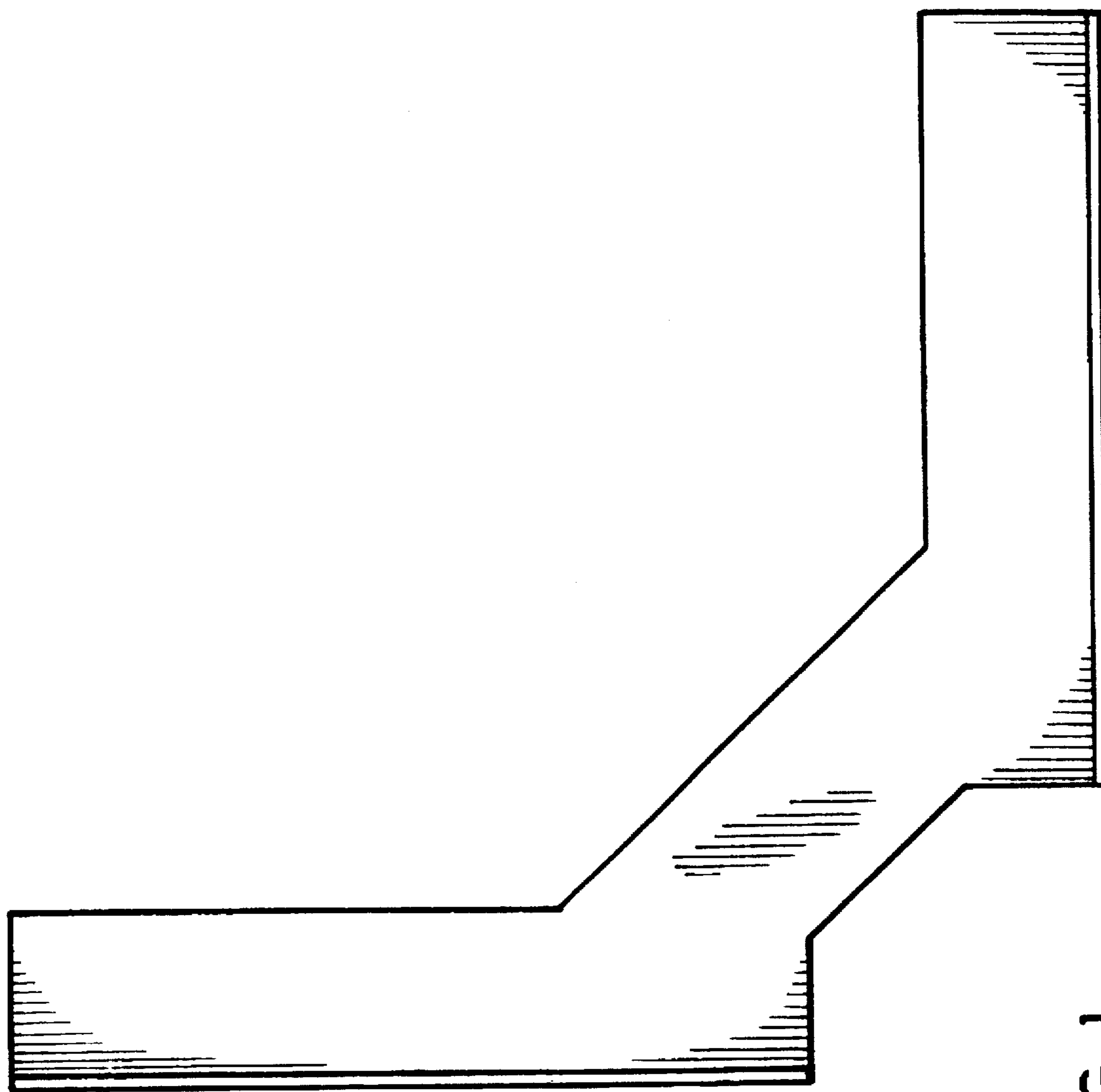


FIG. 1

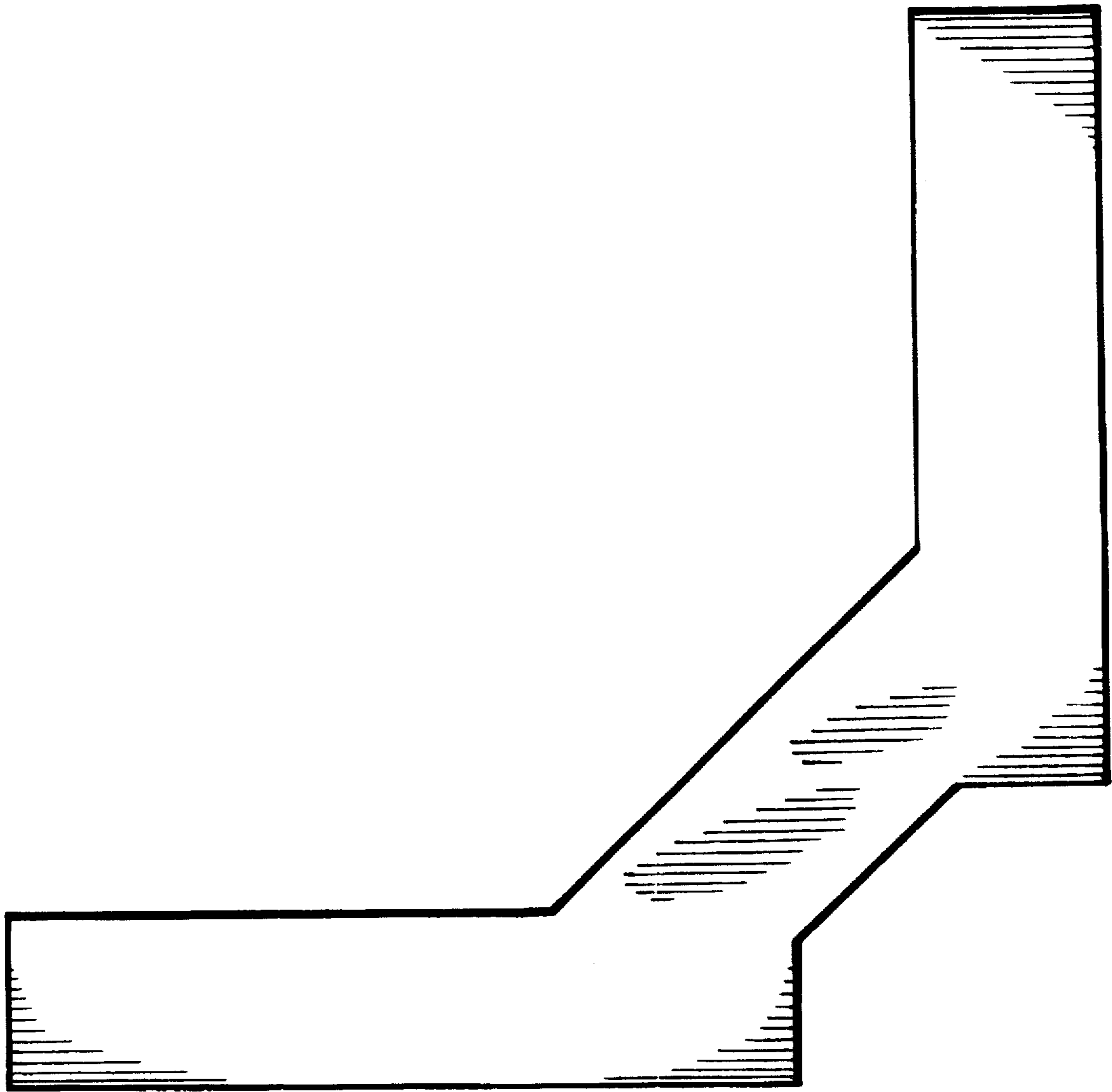


FIG. 2




FIG. 3




FIG. 4

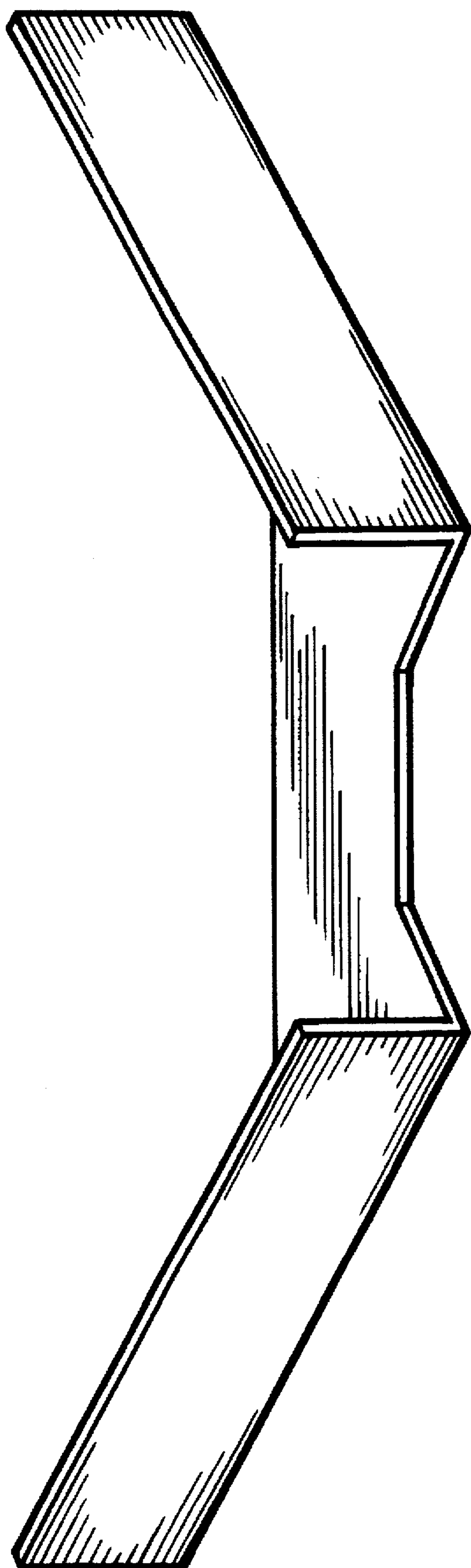


FIG. 5