



US00D391569S

United States Patent [19]

Brunner et al.

[11] Patent Number: **Des. 391,569**

[45] Date of Patent: ****Mar. 3, 1998**

[54] **COMBINATION E-MAIL/TELEPHONE APPLIANCE**

[75] Inventors: **Robert D. Brunner**, Los Gatos; **James R. Toleman**, San Francisco, both of Calif.

[73] Assignee: **Diba, Inc.**, Menlo Park, Calif.

[**] Term: **14 Years**

[21] Appl. No.: **63,680**

[22] Filed: **Dec. 12, 1996**

[51] LOC (6) Cl. **14-03**

[52] U.S. Cl. **D14/144; D14/101; D14/106; D14/151**

[58] Field of Search **D14/137, 138, D14/140, 142, 147-151, 144, 146, 100, 101, 106; 379/419, 420, 428, 440, 434-436, 90, 93, 96, 97, 110; 361/680-686; 455/90**

[56] **References Cited**

U.S. PATENT DOCUMENTS

D. 289,762	5/1987	Alterio et al.	D14/130 X
D. 305,332	1/1990	Schremmer et al.	D14/146
D. 309,304	7/1990	Tkada et al.	D14/144
D. 323,156	1/1992	Nishida	D14/101
D. 324,036	2/1992	Wakas	D14/144 X
D. 354,954	1/1995	Naito et al.	D14/151 X
D. 368,895	4/1996	Andre et al.	D14/101
D. 372,225	7/1996	Martino et al.	D14/150 X
D. 372,898	8/1996	Shan	D18/2 X

D. 378,918	4/1997	Lemaire	D14/146
D. 380,753	7/1997	Constantine et al.	D14/144
4,790,007	12/1988	Richter et al.	379/420
4,930,157	5/1990	Citron et al.	379/434 X
5,577,108	11/1996	Mankovitz	379/97
5,633,918	5/1997	Mankovitz	379/110 X

OTHER PUBLICATIONS

Philips Brochure, telephone shown therein (c) 1993.

Primary Examiner—Jeffrey Asch
Attorney, Agent, or Firm—Mark A. Haynes; Wilson, Sonsini, Goodrich & Rosati

[57] **CLAIM**

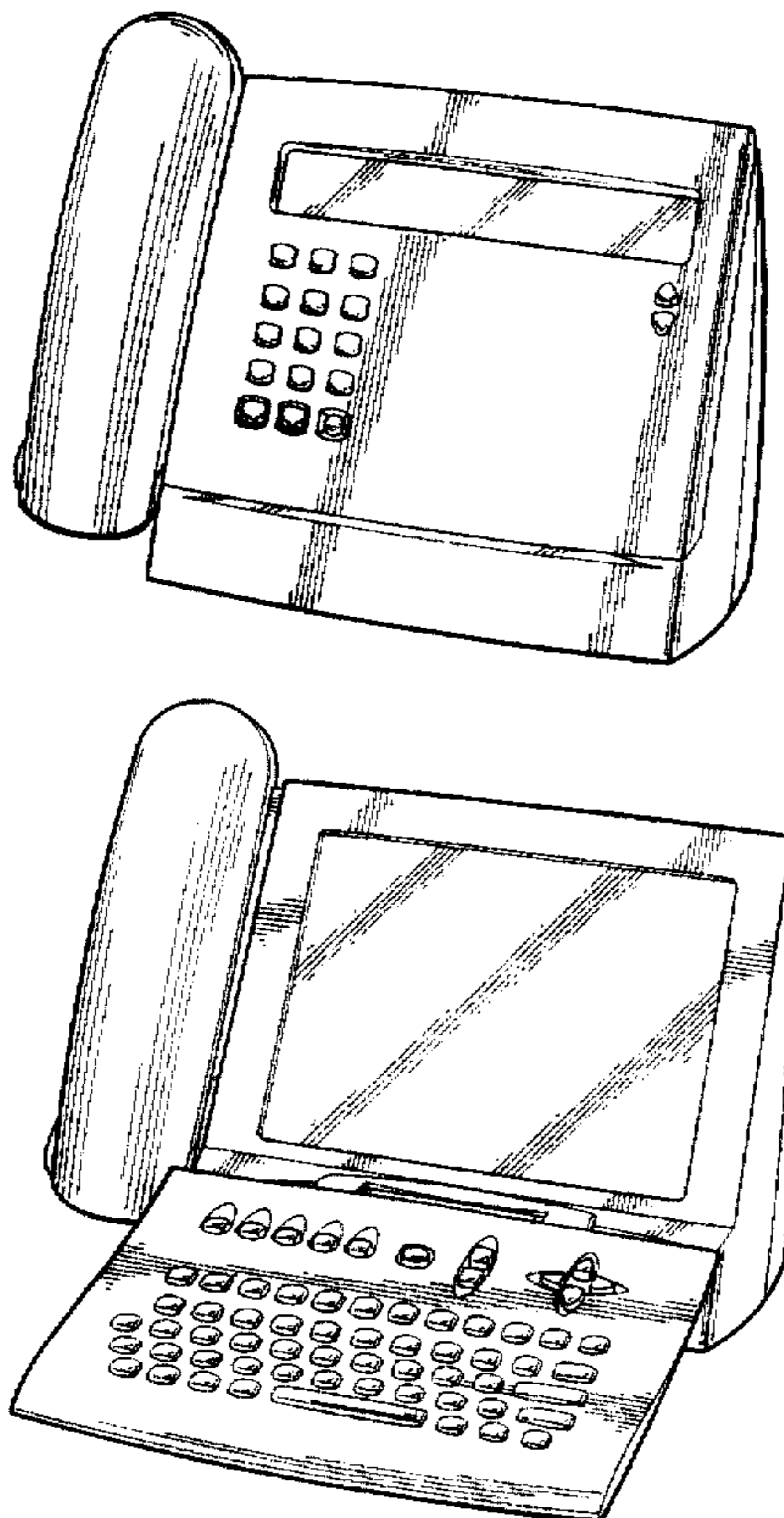
The ornamental design for a combination e-mail/telephone appliance, as shown and described.

DESCRIPTION

FIG. 1 is a front perspective view of a combination e-mail/telephone appliance showing our new design; FIG. 2 is a front elevational view thereof; FIG. 3 is a top plan view thereof; FIG. 4 is a left side elevation thereof; FIG. 5 is a right side elevation thereof; FIG. 6 is a back side elevation thereof; FIG. 7 is a bottom plan view thereof; and, FIG. 8 is a front perspective view thereof with the keyboard folded out.

The pattern of apertures shown on the rear in FIG. 6 would normally be partially visible in views such as FIGS. 3-5, but same have not been shown for convenience of illustration.

1 Claim, 8 Drawing Sheets



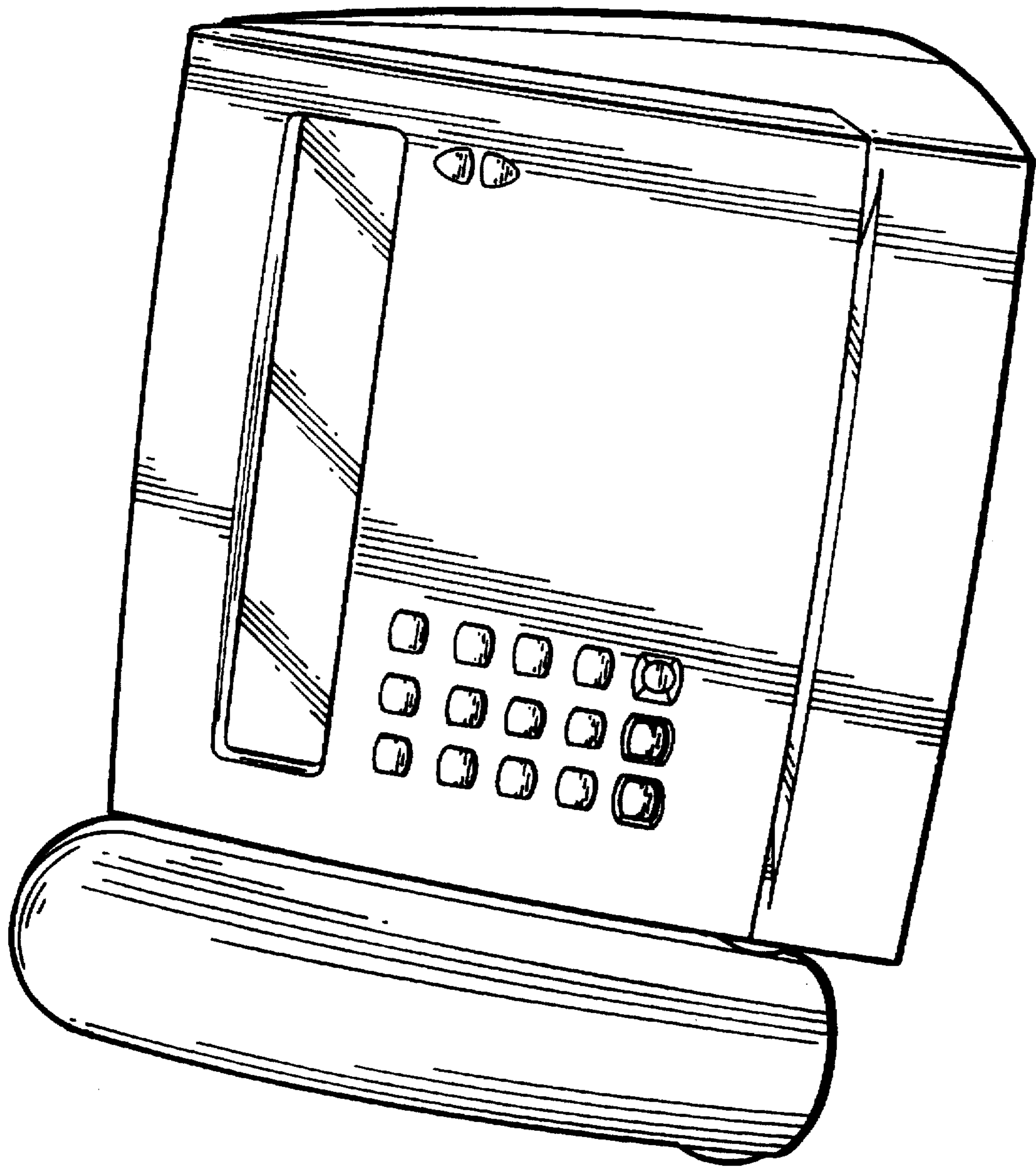


FIG. 1




FIG. 2

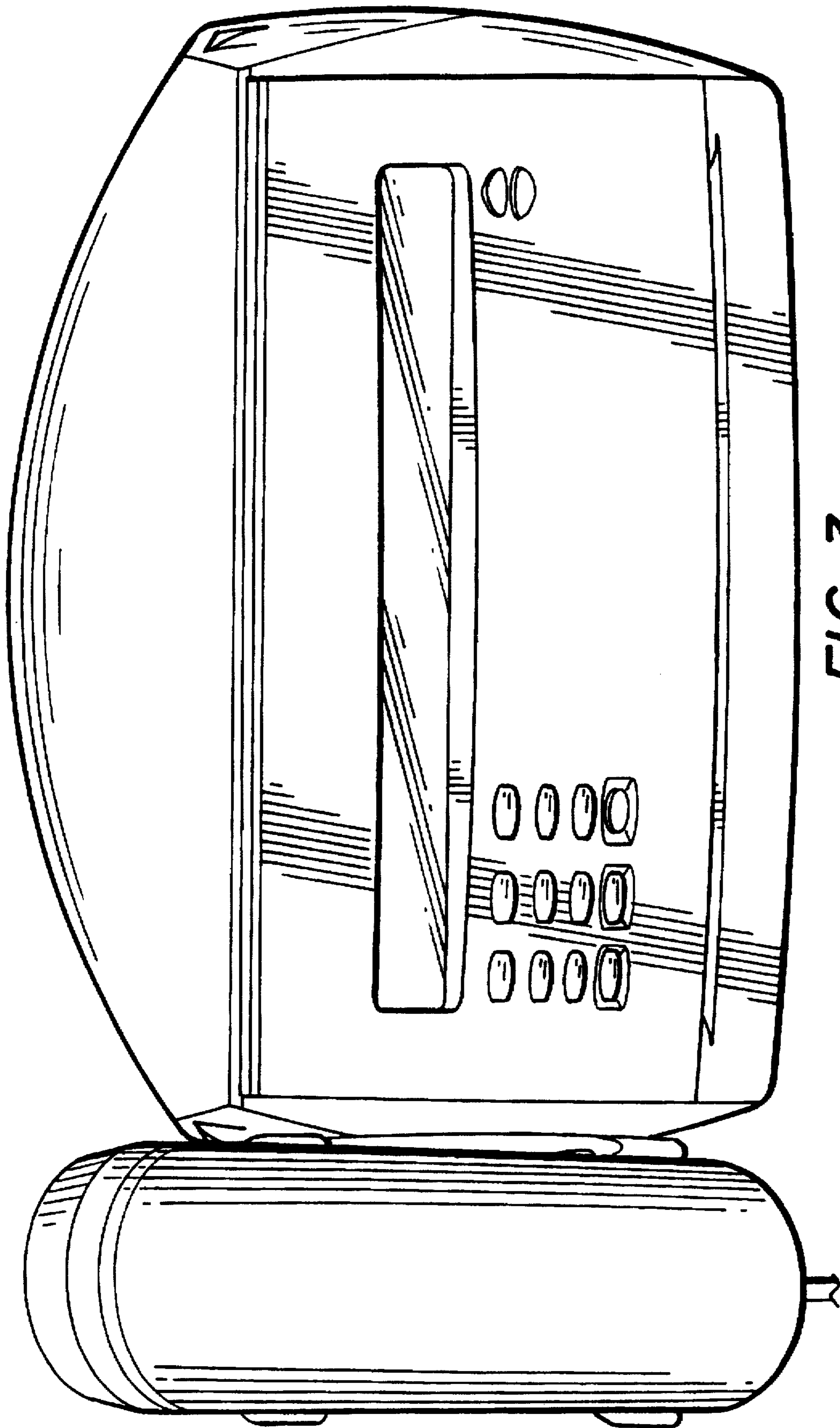


FIG. 3




FIG. 4




FIG. 5

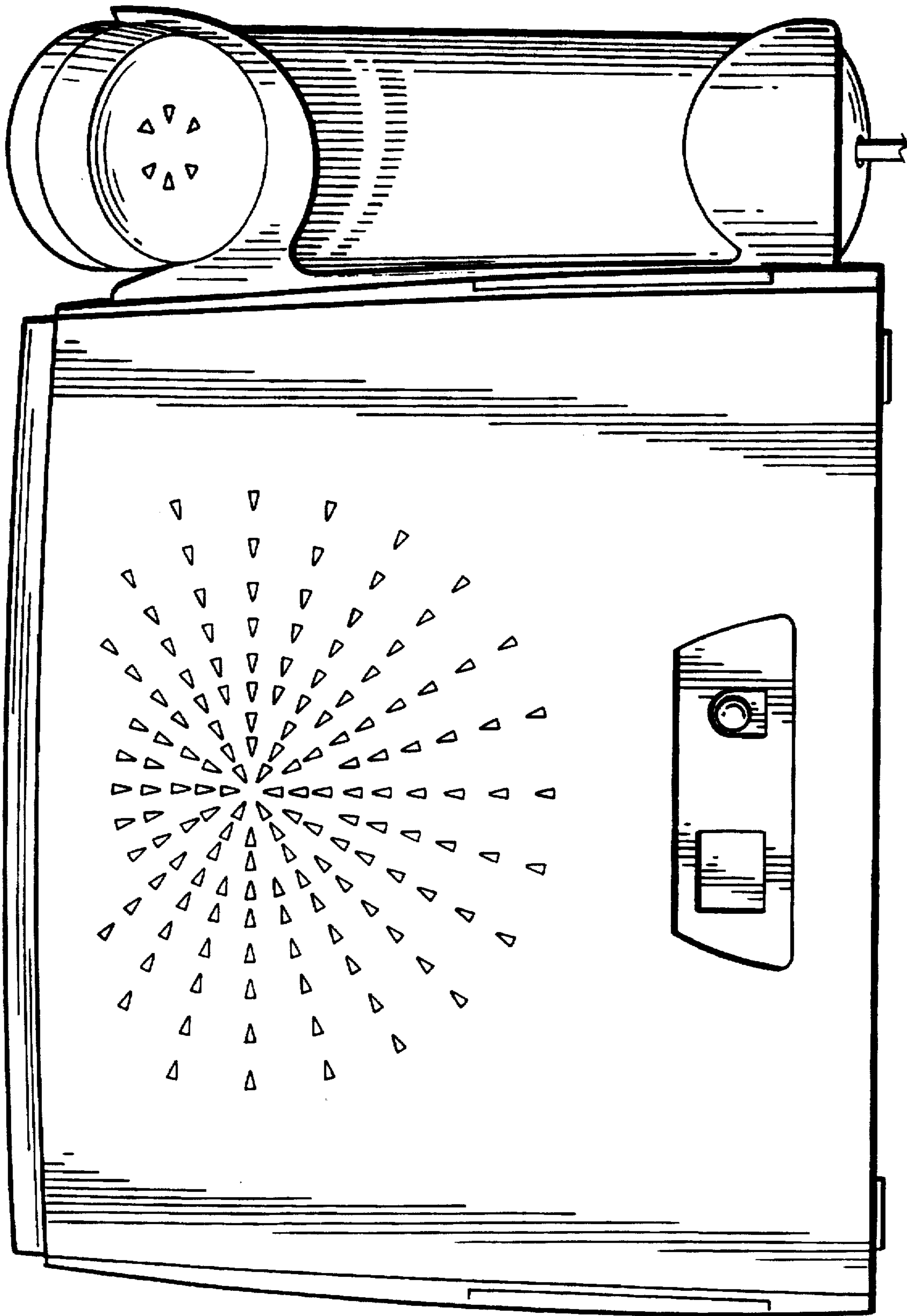


FIG. 6

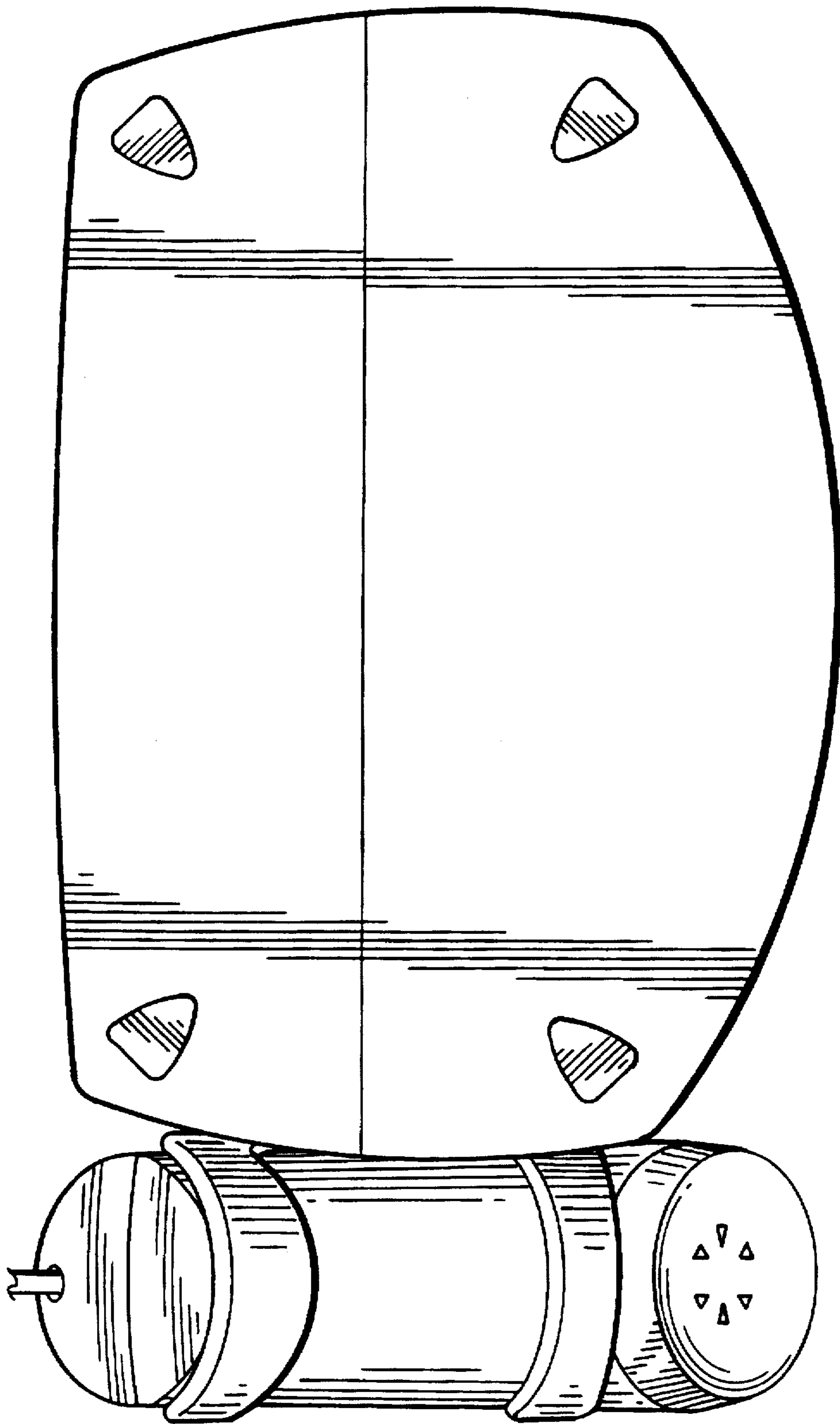


FIG. 7




FIG. 8