



US00D391550S

**United States Patent** [19]  
**Stekelenburg**

[11] **Patent Number:** **Des. 391,550**  
[45] **Date of Patent:** **\*\*Mar. 3, 1998**

[54] **SOCKET FOR AN EXTENSION CORD**

D. 319,213 8/1991 Wiand ..... D13/142  
5,272,587 12/1993 Wan ..... 361/111

[75] **Inventor:** **Albert Stekelenburg, Taipei, Taiwan**

*Primary Examiner*—Alan P. Douglas  
*Assistant Examiner*—Lavone D. Tabor  
*Attorney, Agent, or Firm*—Bacon & Thomas

[73] **Assignee:** **All Line Inc., Taipei, Taiwan**

[\*\*] **Term:** **14 Years**

[57] **CLAIM**

[21] **Appl. No.:** **60,599**

The ornamental design for a socket for an extension cord, as shown and described.

[22] **Filed:** **Oct. 2, 1996**

**DESCRIPTION**

[51] **LOC (6) Cl.** ..... **13-03**

[52] **U.S. Cl.** ..... **D13/143**

[58] **Field of Search** ..... D13/142, 143,  
D13/160; 439/502, 527, 649-652; 361/56,  
111


FIG. 1 is a front view of a socket for extension cord showing my new design;  
FIG. 2 is a right side elevational view thereof;  
FIG. 3 is a bottom plan view thereof;  
FIG. 4 is a top plan view thereof;  
FIG. 5 is a left side elevational view thereof;  
FIG. 6 is a rear elevational view thereof; and,  
FIG. 7 is a perspective view thereof.

[56] **References Cited**

**U.S. PATENT DOCUMENTS**

D. 270,629 9/1983 Drew ..... D13/143  
D. 300,922 5/1989 Schwartz ..... D13/143

**1 Claim, 3 Drawing Sheets**






FIG. 1




FIG. 2




FIG. 3

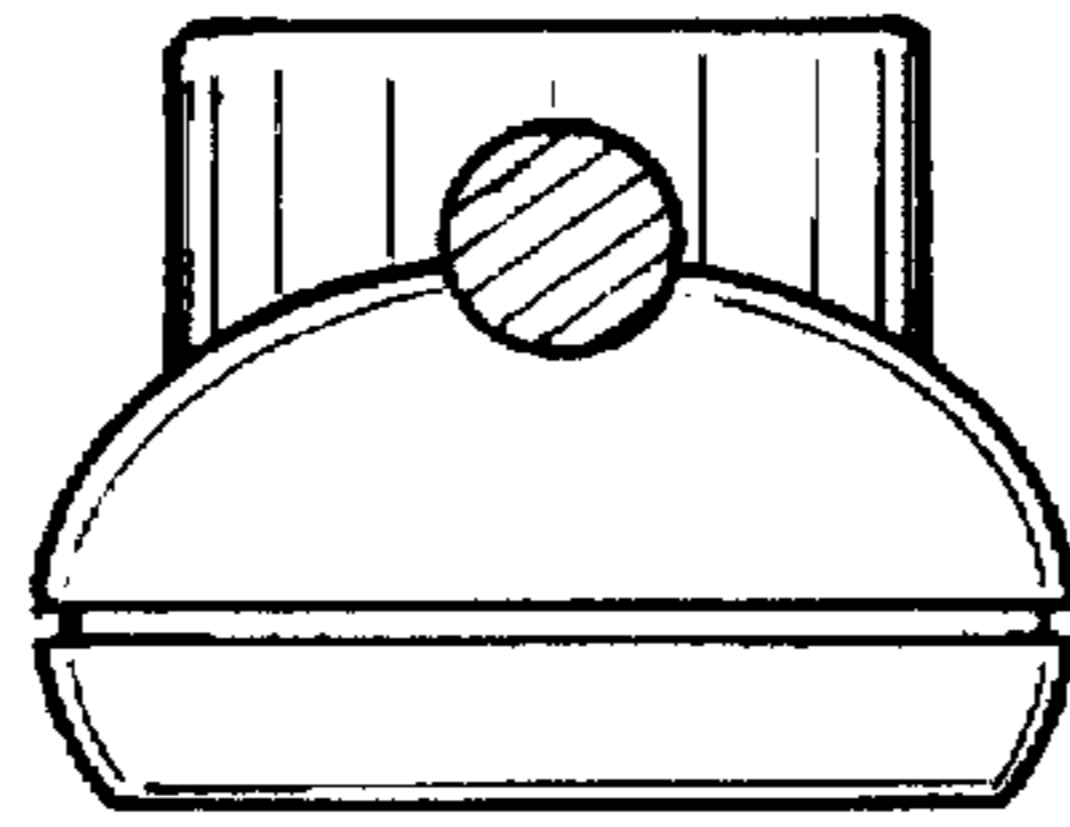


FIG. 4

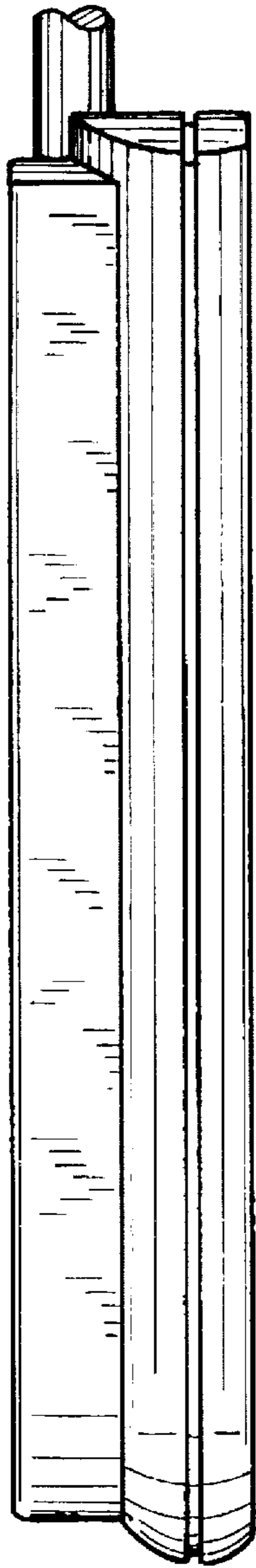


FIG. 5




FIG. 6

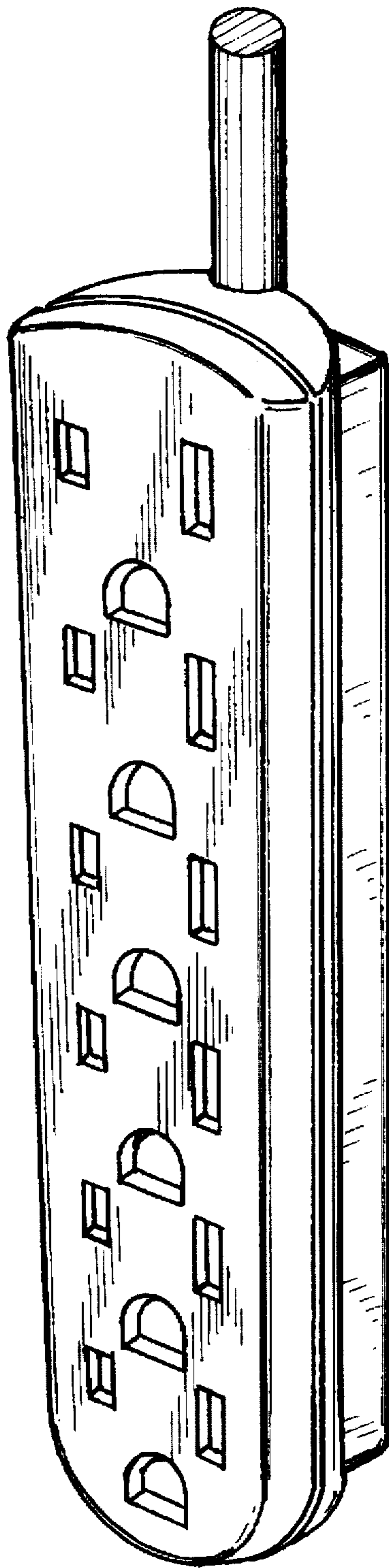


FIG. 7