



US00D391547S

United States Patent [19]

Lehmann et al.

[11] Patent Number: **Des. 391,547**

[45] Date of Patent: ****Mar. 3, 1998**

[54] **REAR CAP FOR A MOTOR VEHICLE**

[75] Inventors: **Klaus-Peter Lehmann, Mühlacker;**
Markus Schmid, Mönshheim, both of
Germany

[73] Assignee: **Dr. Ing. h.c.F. Porsche, Weissach,**
Germany

[**] Term: **14 Years**

[21] Appl. No.: **67,353**

[22] Filed: **Feb. 28, 1997**

[30] **Foreign Application Priority Data**

Aug. 29, 1996 [DE] Germany M 96 07 413.2
Dec. 18, 1996 [DE] Germany M 96 10 825.8

[51] **LOC (6) Cl.** **12-16**

[52] **U.S. Cl.** **D12/401**

[58] **Field of Search** **D12/400, 401;**
296/136

[56] **References Cited**

U.S. PATENT DOCUMENTS

D. 183,044 6/1958 Glowacke D12/401
D. 194,665 2/1963 Bordinat D12/401

D. 350,107 8/1994 Ramaciotti D12/401
D. 373,985 9/1996 Weaver et al. D12/401
3,154,341 10/1964 Booth 296/136
3,172,695 3/1965 Bordinat 296/136
3,237,982 3/1966 Bell et al. 296/136
4,799,729 1/1989 Muscat 296/136

Primary Examiner—James Gandy
Assistant Examiner—Stacia Sinuik
Attorney, Agent, or Firm—Evenson McKeown Edwards &
Lenahan, PLLC

[57] **CLAIM**

The ornamental design for a rear cap for a motor vehicle, as shown and described.

DESCRIPTION

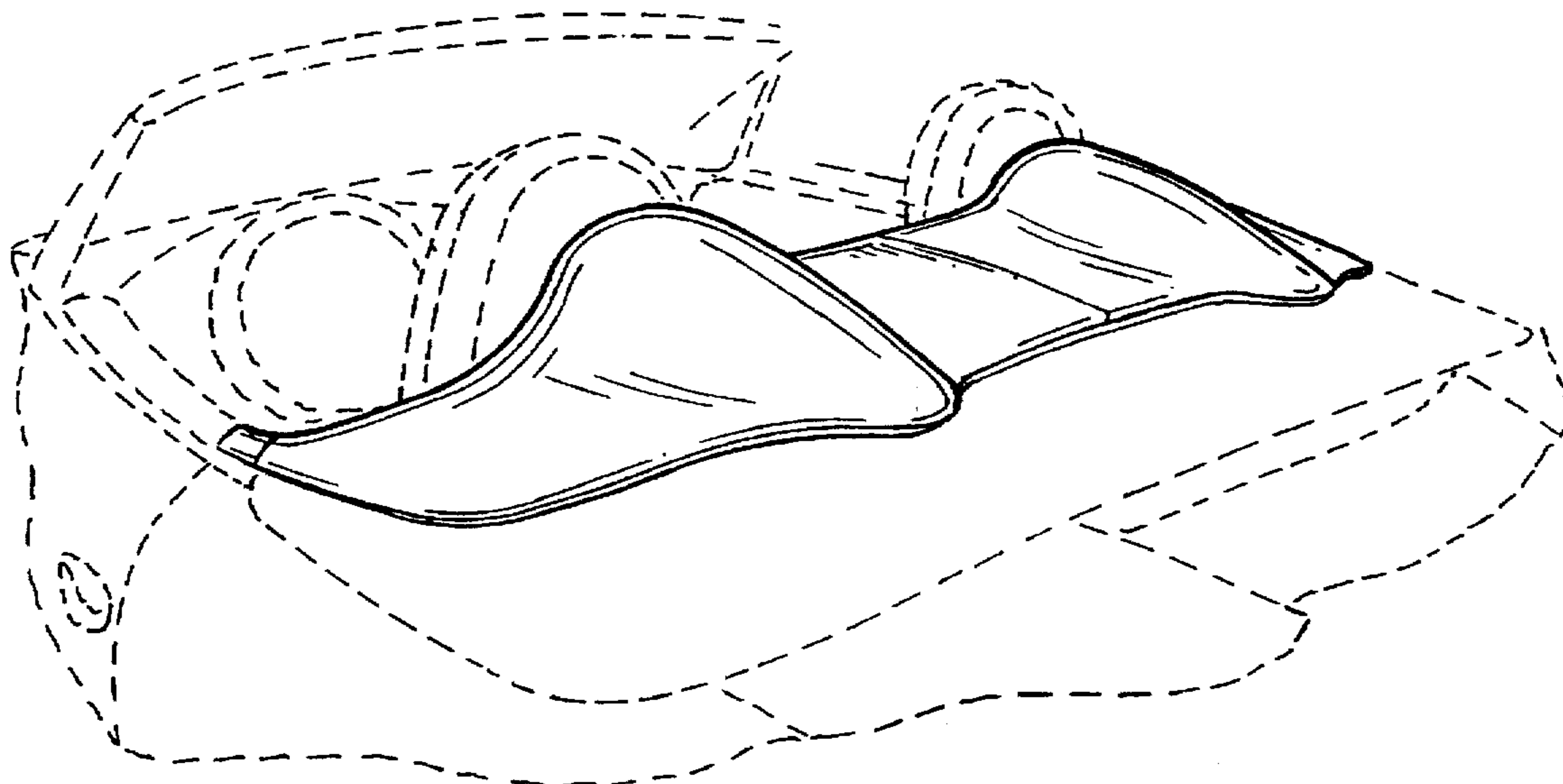
FIG. 1 is a left side view of a rear cap for a motor vehicle according to our novel design. The right side being a mirror image thereof;

FIG. 2 is a perspective view from the left rear side and above of the rear cap for a motor vehicle according to our novel design; and,

FIG. 3 is a rear view of a rear cap for a motor vehicle according to our novel design.

Features shown in broken lines depict the environment and do not form part of the claimed design.

1 Claim, 2 Drawing Sheets



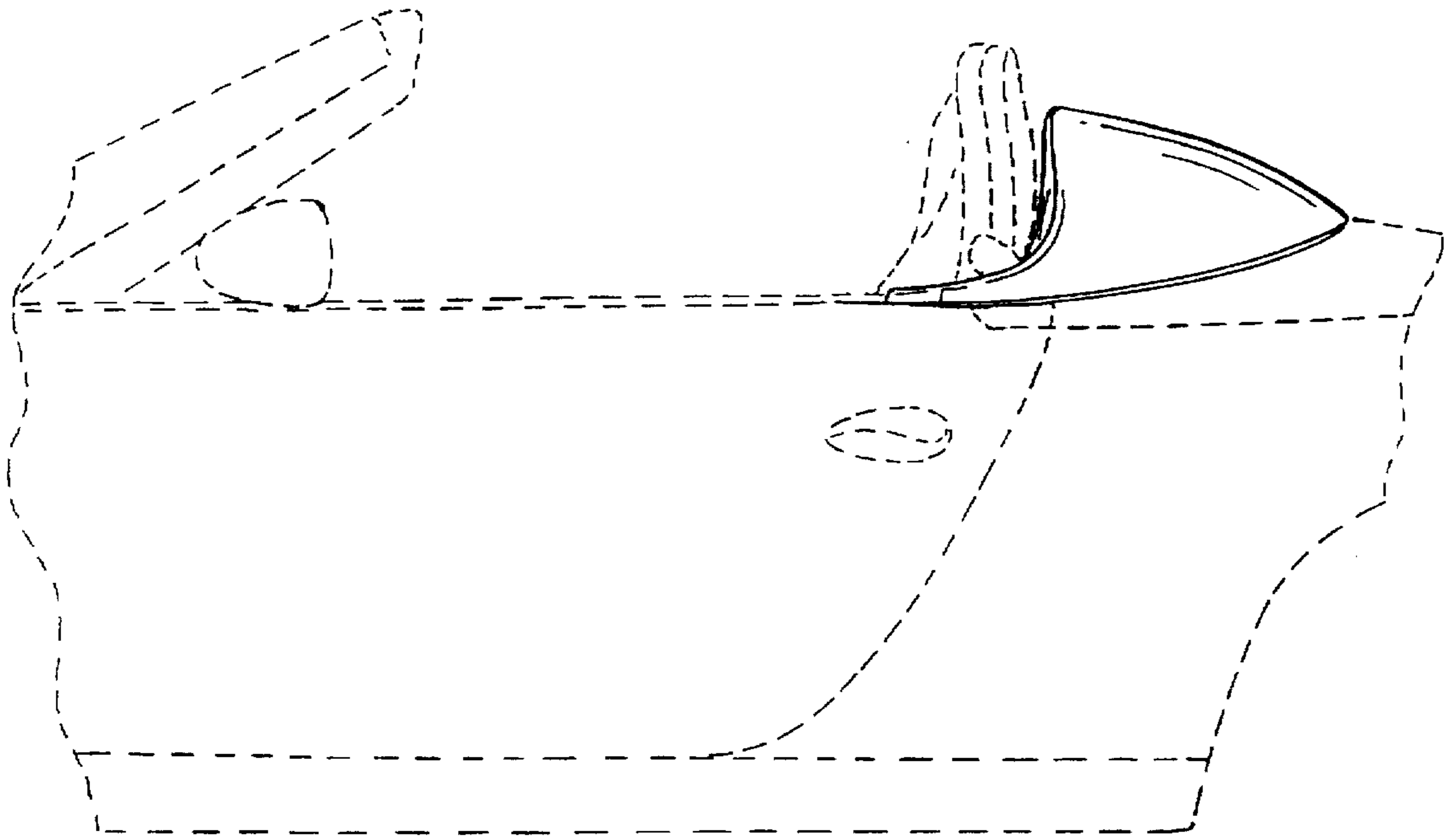


FIG. 1

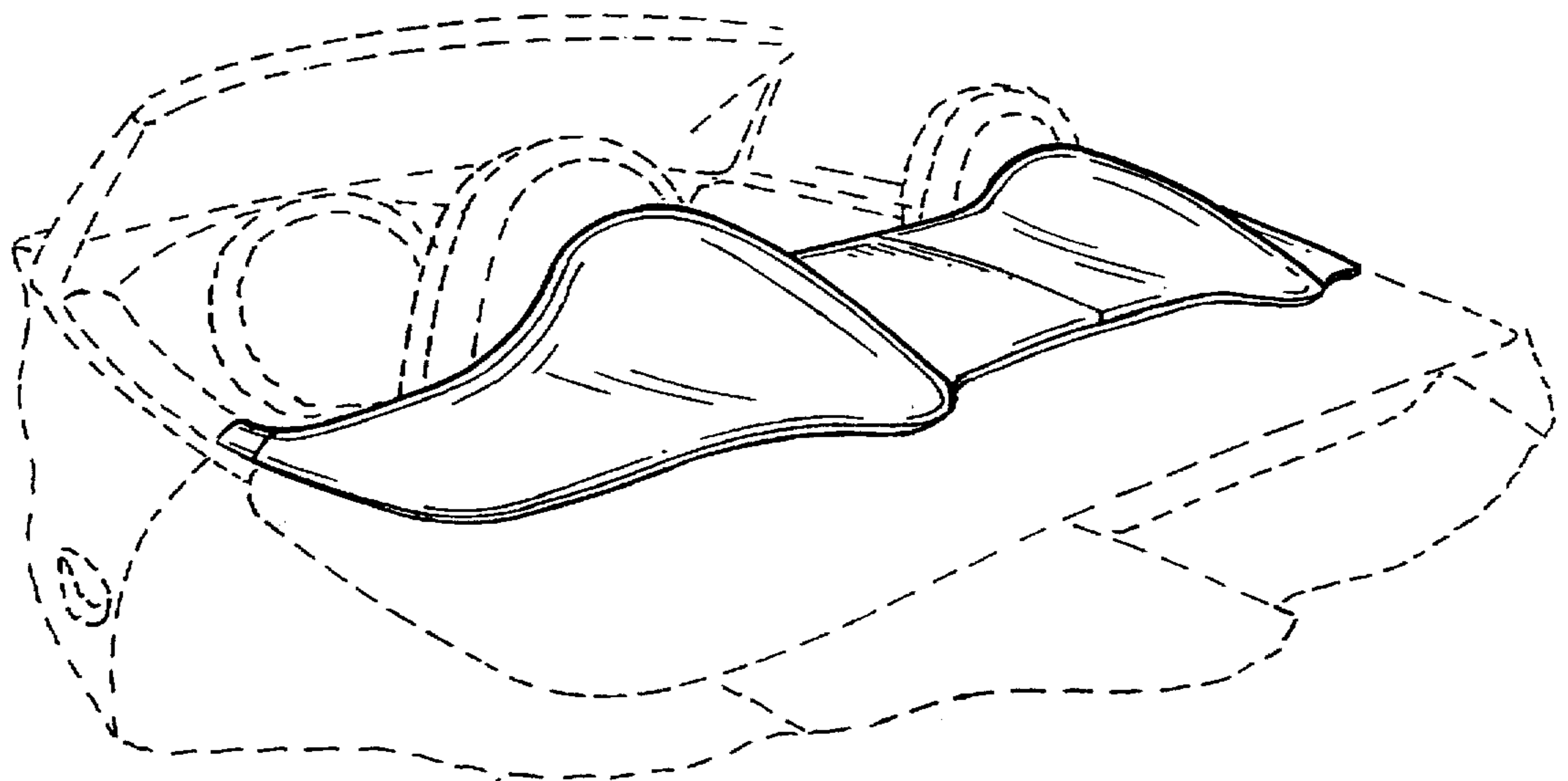


FIG. 2

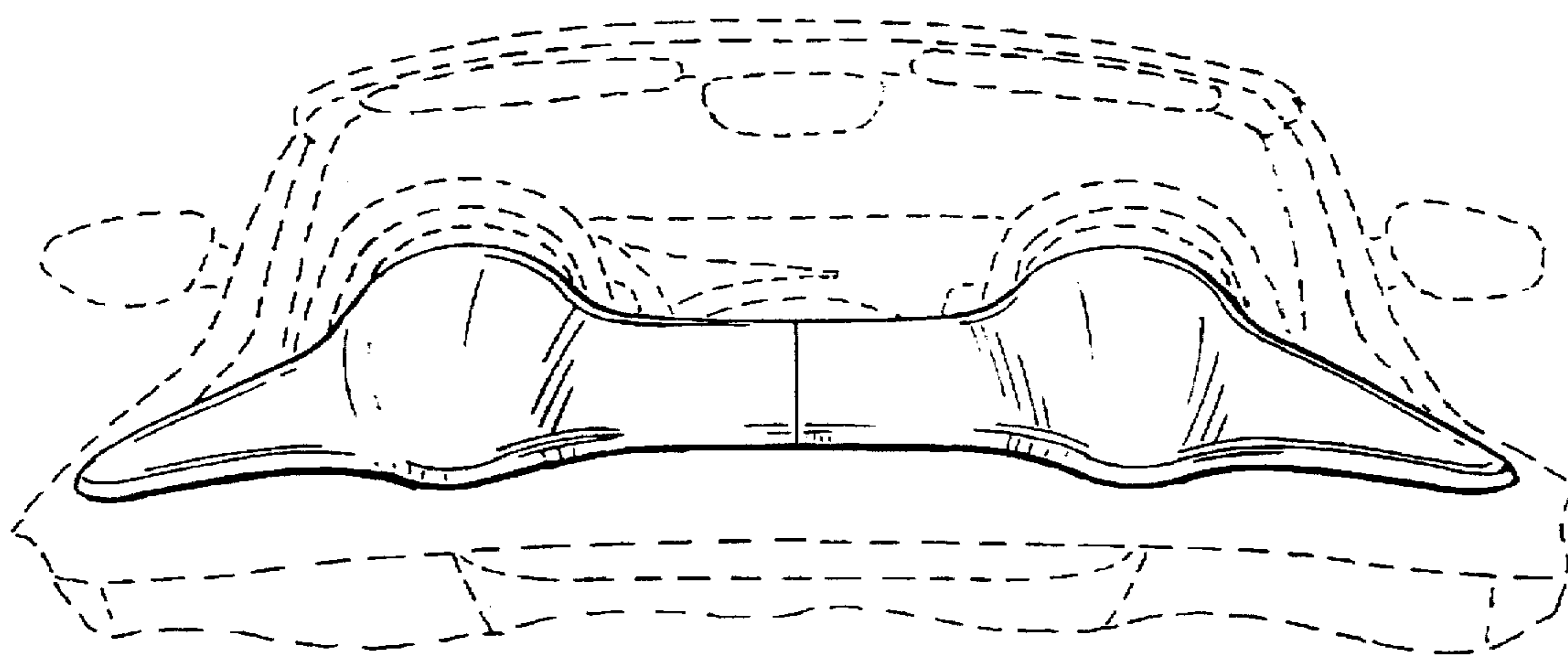


FIG. 3