

US00D391544S

United States Patent [19]
Noriega

[11] **Patent Number: Des. 391,544**

[45] **Date of Patent: **Mar. 3, 1998**

[54] **WHEEL**

[76] **Inventor: Frank Noriega, 9246 Claymore St.,
Pico Rivera, Calif. 90660**

[**] **Term: 14 Years**

[21] **Appl. No.: 67,577**

[22] **Filed: Mar. 11, 1997**

[51] **LOC (6) Cl. 12-16**

[52] **U.S. Cl. D12/209**

[58] **Field of Search D12/204-213;
301/64.1, 65, 37.1**

D. 351,821	10/1994	Oka	D12/209
D. 364,843	12/1995	Hale, Jr.	D12/209
D. 364,844	12/1995	Chien	D12/209
D. 366,641	1/1996	Neeper	D12/209
D. 372,696	8/1996	Tung	D12/209
D. 374,420	10/1996	Neeper	D12/209
D. 377,640	1/1997	Neeper	D12/209
D. 378,506	3/1997	Stolz et al.	D12/209

Primary Examiner—James Gandy
Assistant Examiner—Stacia Sinuik

[57] **CLAIM**

The ornamental design for a wheel, as shown.

DESCRIPTION

FIG. 1 is a perspective view of a wheel, showing my new design;

FIG. 2 is a front view thereof; and,

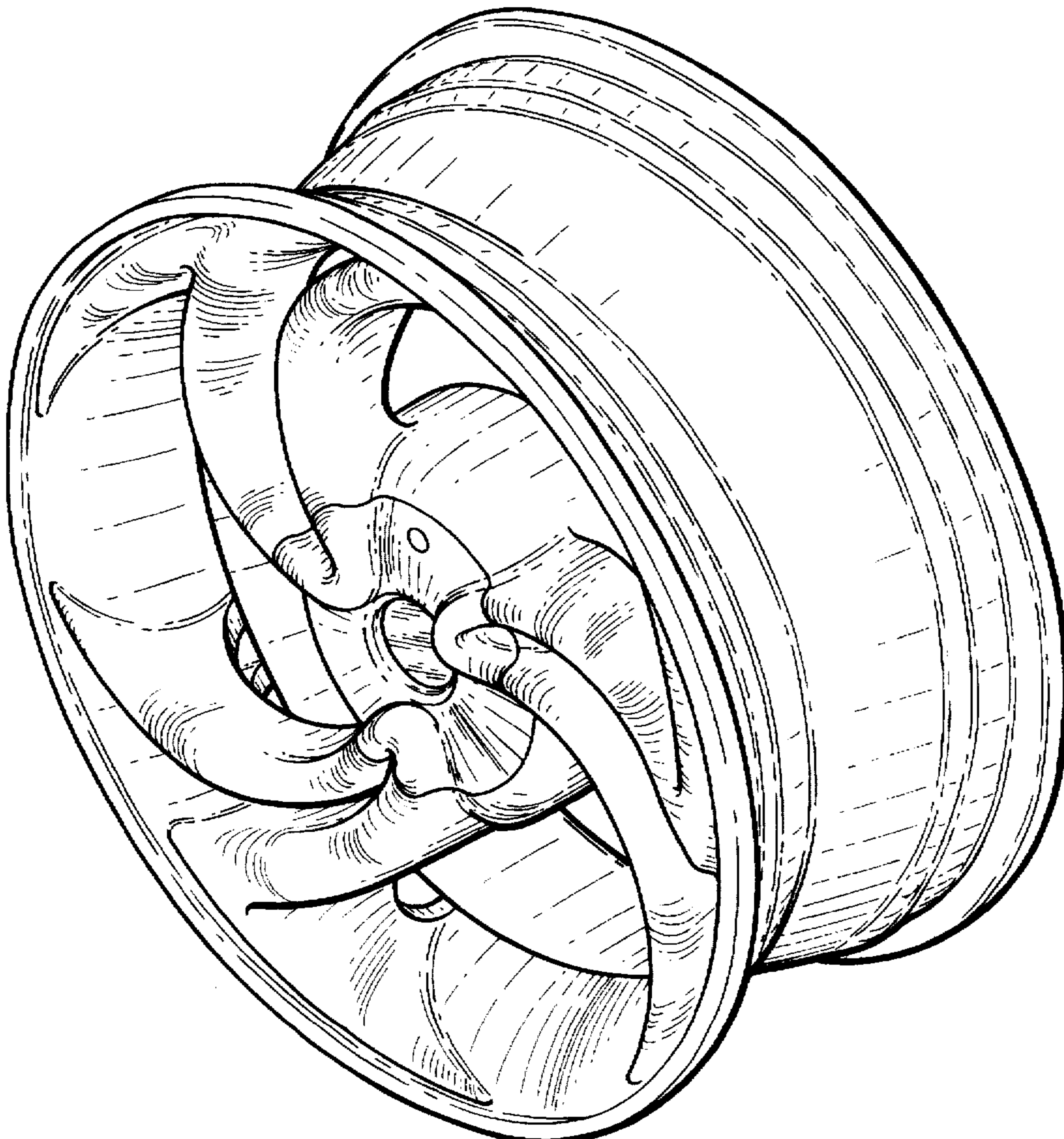
FIG. 3 is a side view thereof.

1 Claim, 3 Drawing Sheets

[56] **References Cited**

U.S. PATENT DOCUMENTS

Re. 16,287	3/1926	Baker	301/64.1 X
D. 276,717	12/1984	Ogishima et al.	D12/211
D. 300,422	3/1989	Schinella	D12/209
D. 300,818	4/1989	Reid	D12/211



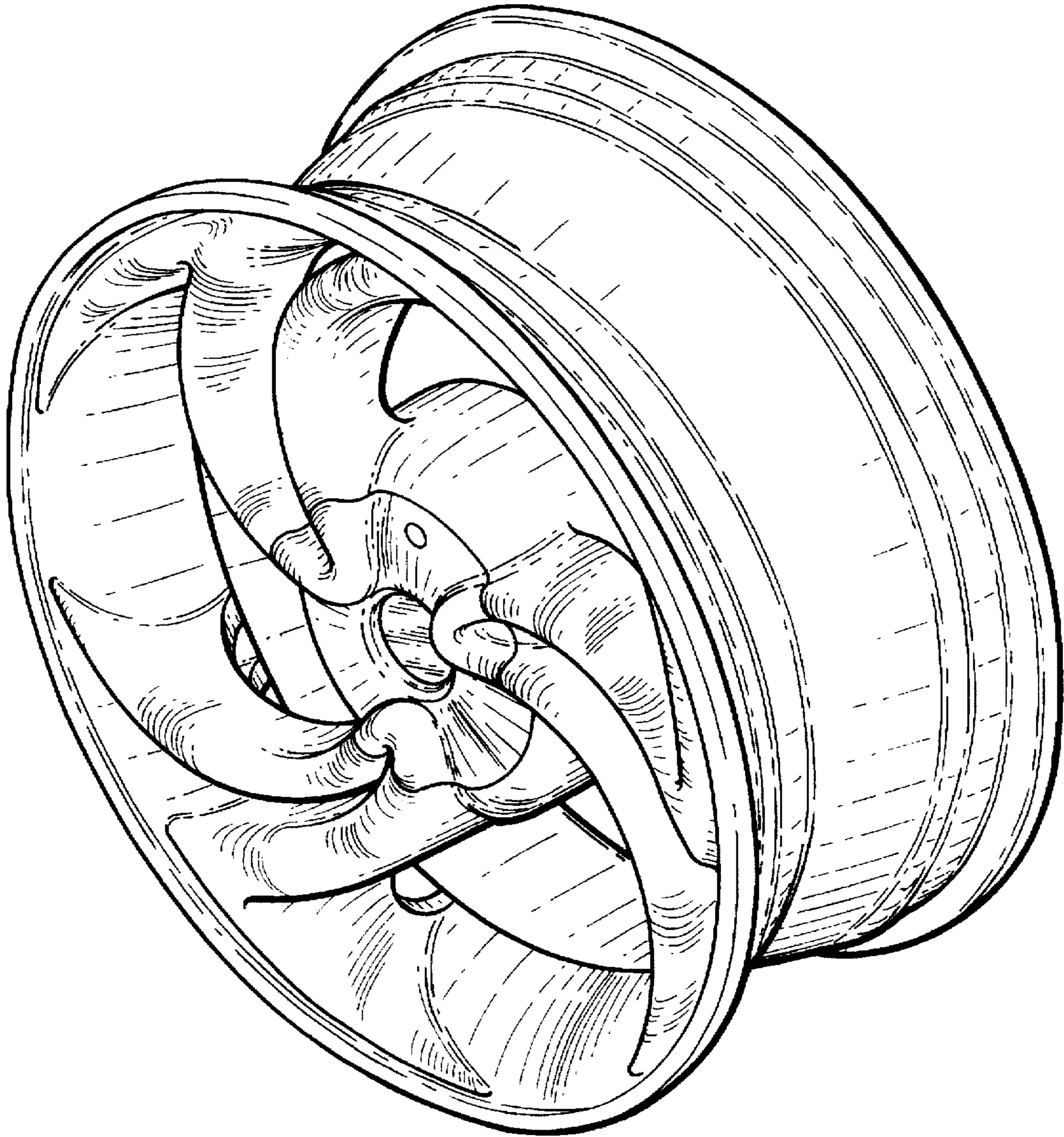


FIG. 1

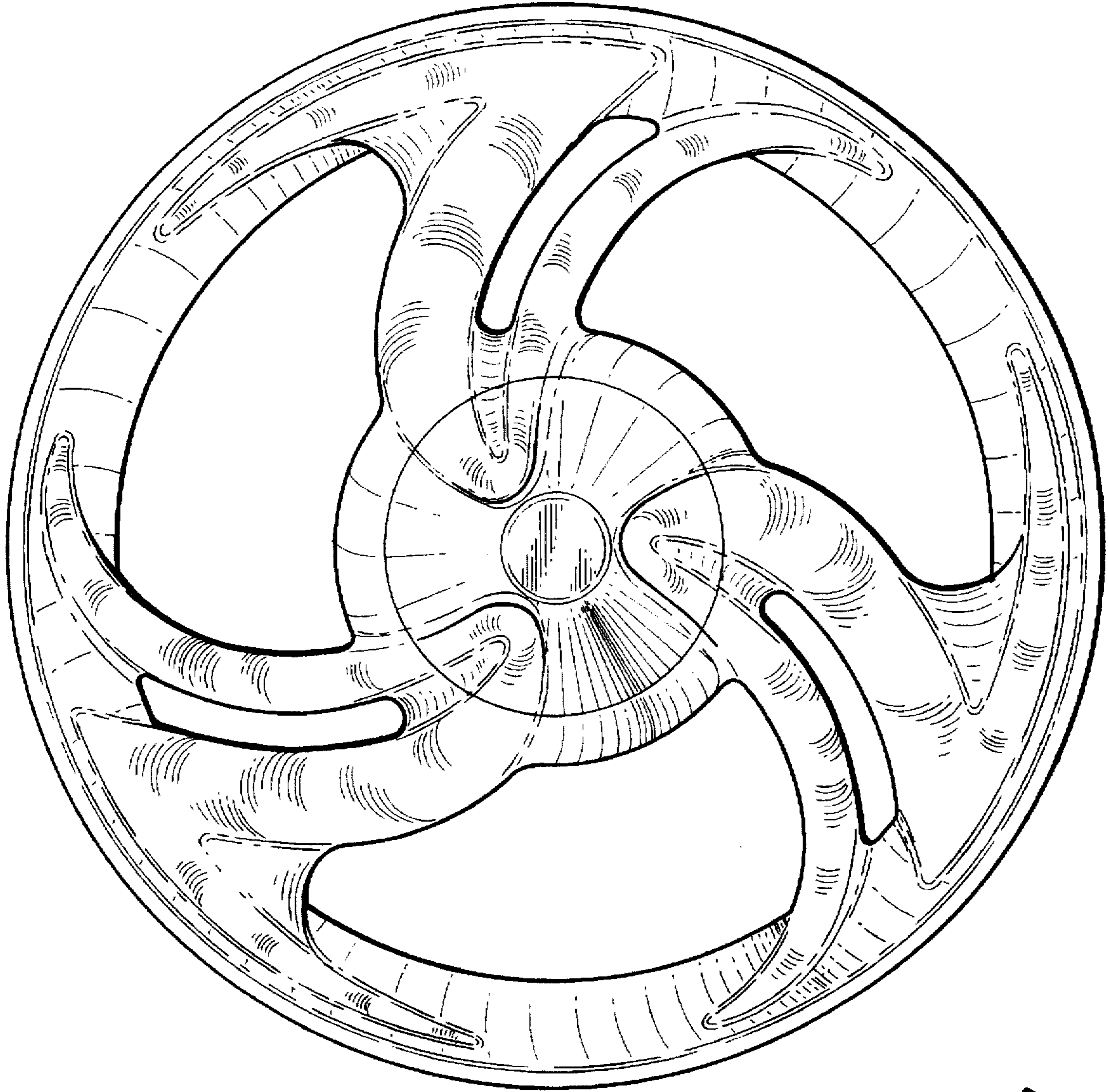


FIG. 2




FIG. 3