



US00D391522S

United States Patent [19]

Hall et al.

[11] Patent Number: **Des. 391,522**

[45] Date of Patent: ****Mar. 3, 1998**

[54] **VEHICLE BODY**

[75] Inventors: **Mark D. Hall**, Rochester Hills; **Darrel L. Morley**, Birmingham; **William A. Dayton**, Northville, all of Mich.

[73] Assignee: **Chrysler Corporation**, Auburn Hills, Mich.

[**] Term: **14 Years**

[21] Appl. No.: **63,622**

[22] Filed: **Dec. 11, 1996**

[51] LOC (6) Cl. **12-08**

[52] U.S. Cl. **D12/92**

[58] Field of Search **D12/90-92; 296/185**

[56] **References Cited**

U.S. PATENT DOCUMENTS

D. 283,603	4/1986	Reed et al.	D12/90
D. 289,626	5/1987	Villard	D12/92
D. 294,337	2/1988	Reed et al.	D12/90
D. 338,638	8/1993	Lagacy	D12/91
D. 345,324	3/1994	Bucci et al.	D12/92
D. 346,769	5/1994	Ackerman et al.	D12/92

D. 346,770	5/1994	Bucci et al.	D12/92
D. 346,771	5/1994	Verduyn	D12/92
D. 358,568	5/1995	Ackerman	D12/92

Primary Examiner—Melody N. Brown
Attorney, Agent, or Firm—Mark P. Calcaterra



[57] **CLAIM**

The ornamental design for a vehicle body, as shown and described.

DESCRIPTION

FIG. 1 is a front perspective view of a vehicle body showing my new design;
 FIG. 2 is a rear perspective view of the vehicle body of FIG. 1;
 FIG. 3 is a left side view of the vehicle body of FIG. 1, it being understood that the side opposite to that shown is a substantial mirror image;
 FIG. 4 is a front view of the vehicle body of FIG. 1;
 FIG. 5 is a rear view of the vehicle body of FIG. 1; and
 FIG. 6 is a top view of the vehicle body of FIG. 1.
 It will be understood that the broken line showing of the tires and wheels throughout the views is for illustrative purposes only and forms no part of the claimed design.

1 Claim, 5 Drawing Sheets



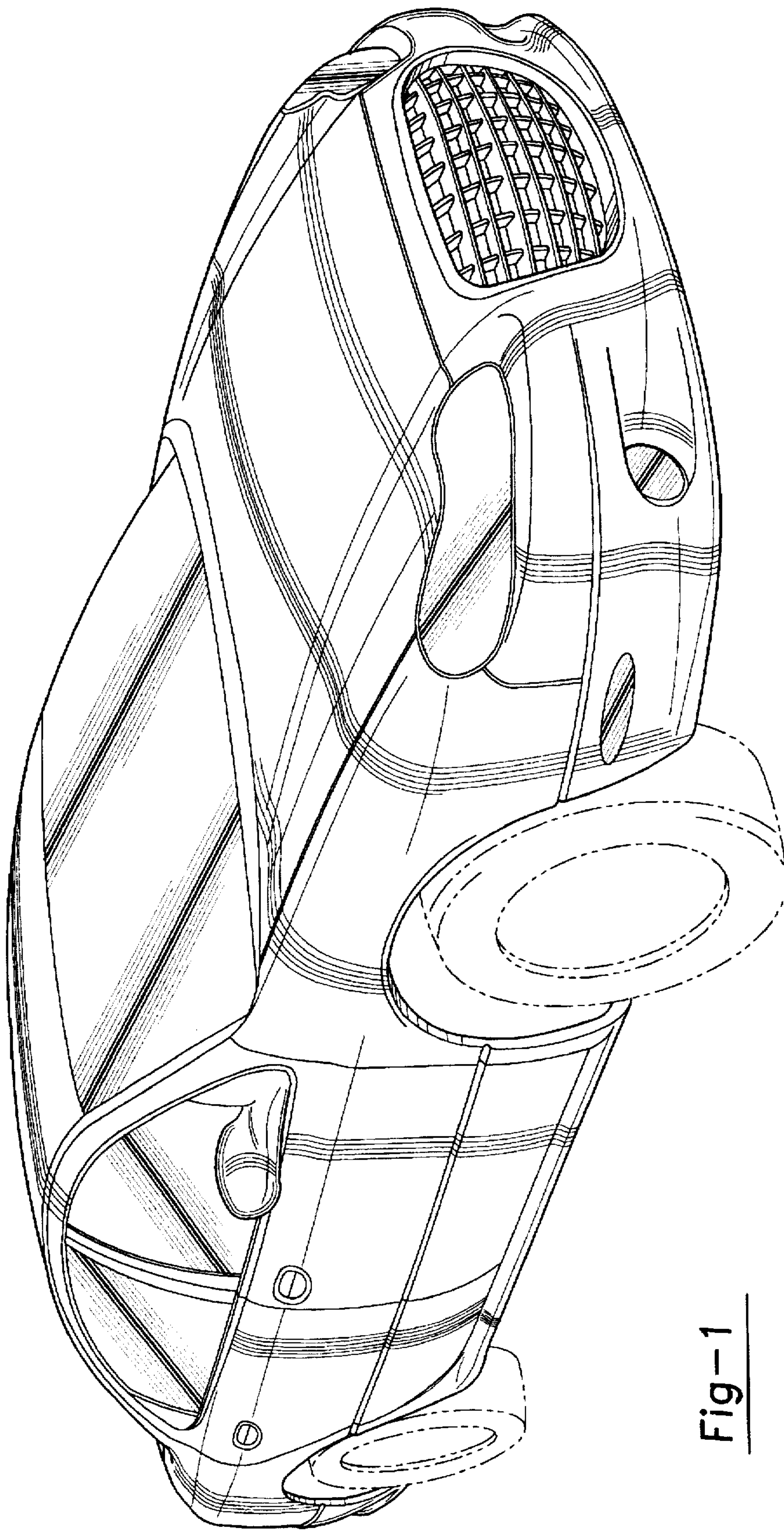


Fig-1

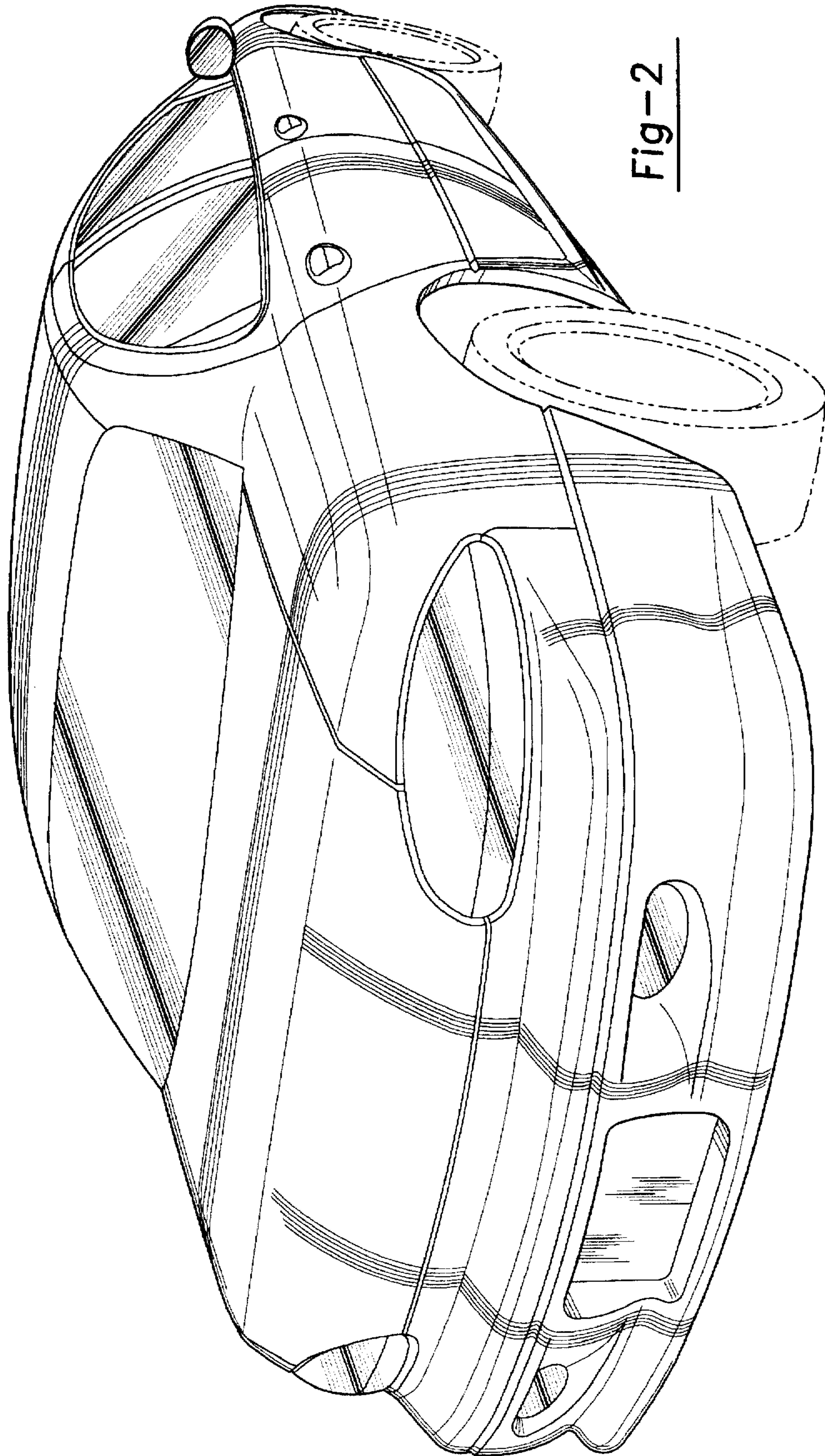


Fig-2

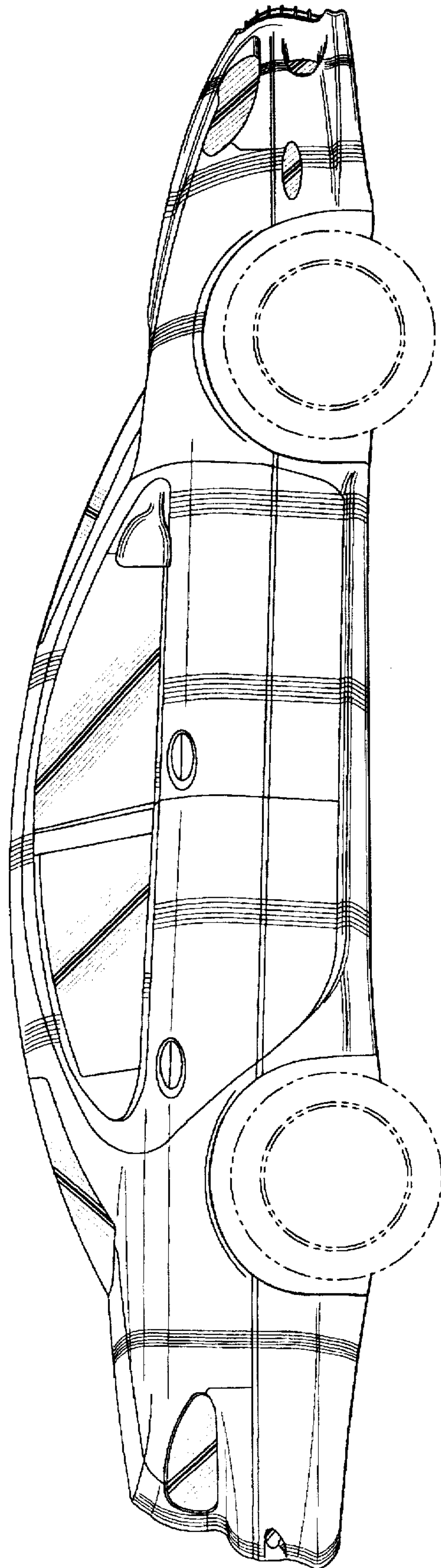


Fig-3




Fig-4




Fig-5

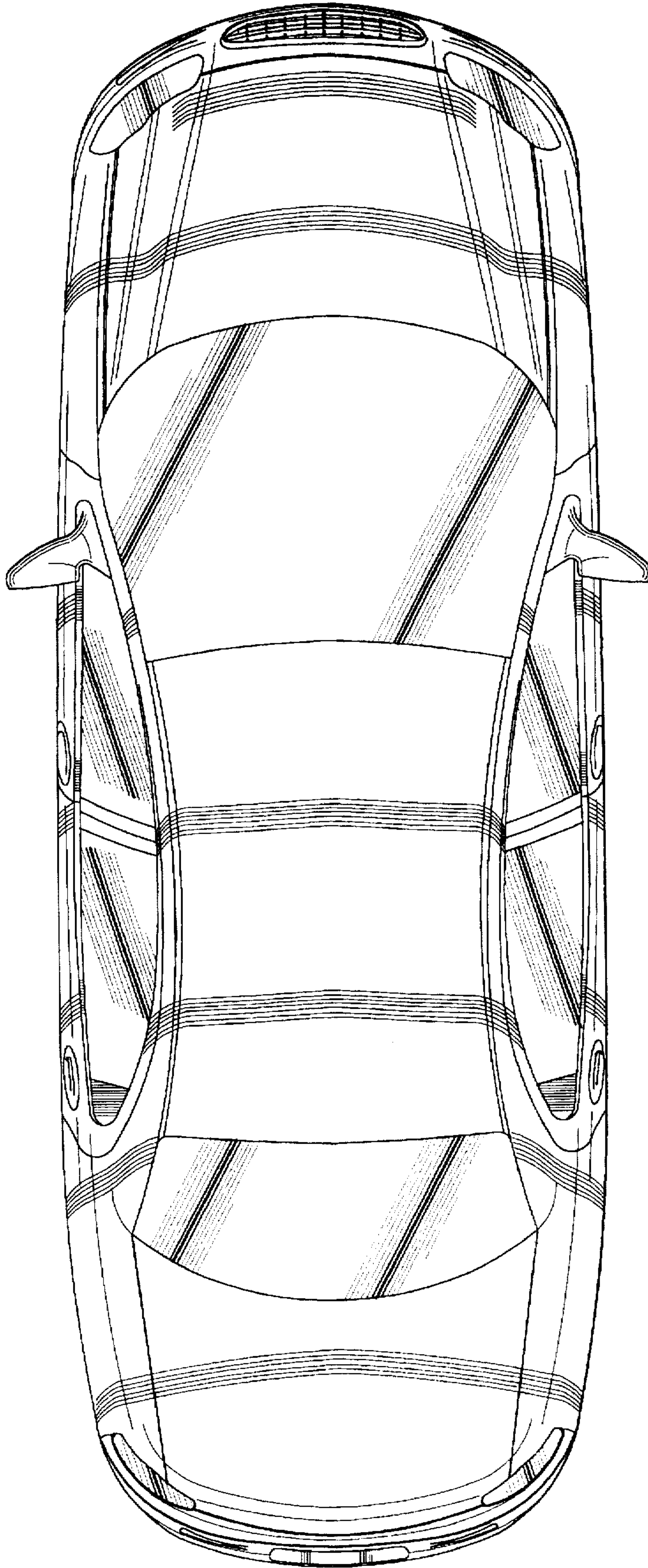


Fig-6