



US00D391506S

# United States Patent [19]

Bellofatto et al.

[11] Patent Number: **Des. 391,506**

[45] Date of Patent: **\*\*Mar. 3, 1998**

[54] **HANDLE**

[75] Inventors: **Steven Bellofatto**, Closter; **Scott Salmon**, Jersey City, both of N.J.

[73] Assignee: **Healthscan Products, Inc.**, Cedar Grove, N.J.

[\*\*] Term: **14 Years**

[21] Appl. No.: **69,096**

[22] Filed: **Apr. 10, 1997**

[51] **LOC (6) Cl.** ..... **10-04**

[52] **U.S. Cl.** ..... **D10/103; D10/87; D10/107**

[58] **Field of Search** ..... **D10/97, 103; D8/87, D8/107; 81/177.1, 177.4, 489, 436-440; 16/110 R; 73/239, 861.74, 861.75, 861.76, 861.79; 128/202, 716, 725-727**

[56] **References Cited**

**U.S. PATENT DOCUMENTS**

D. 380,363 7/1997 Macor ..... D8/107

*Primary Examiner*—Antoine Duval Davis  
*Attorney, Agent, or Firm*—Schweitzer Cornman Gross & Bondell LLP

[57] **CLAIM**

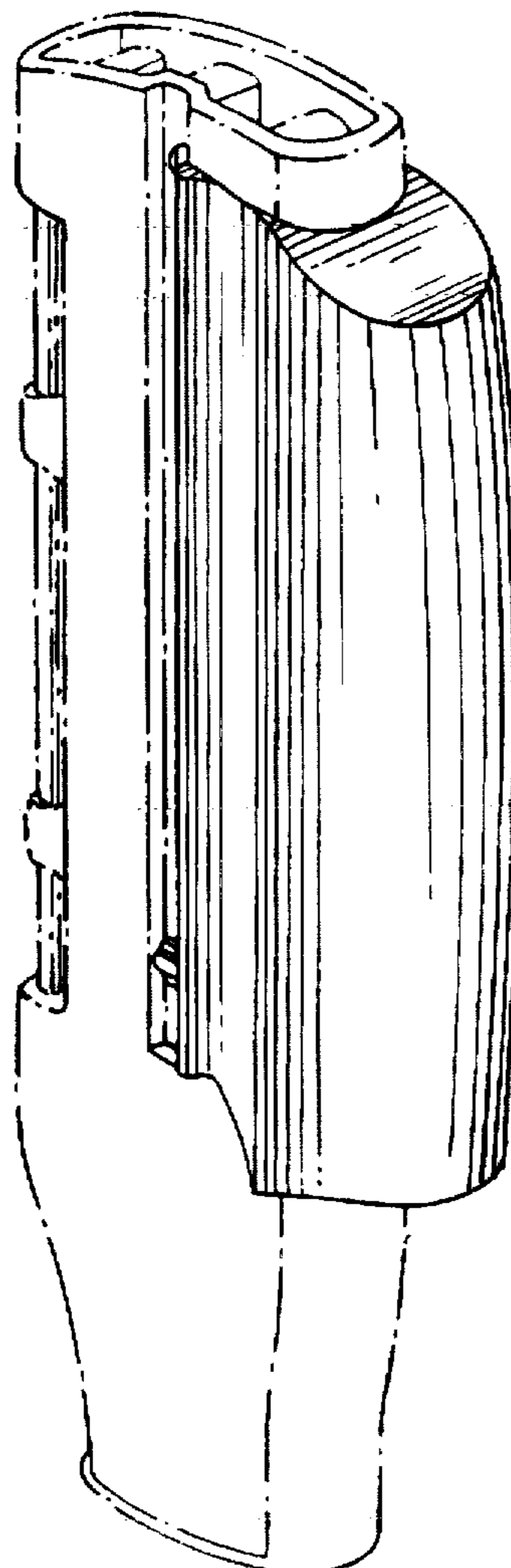
The ornamental design for a handle, as shown and described.

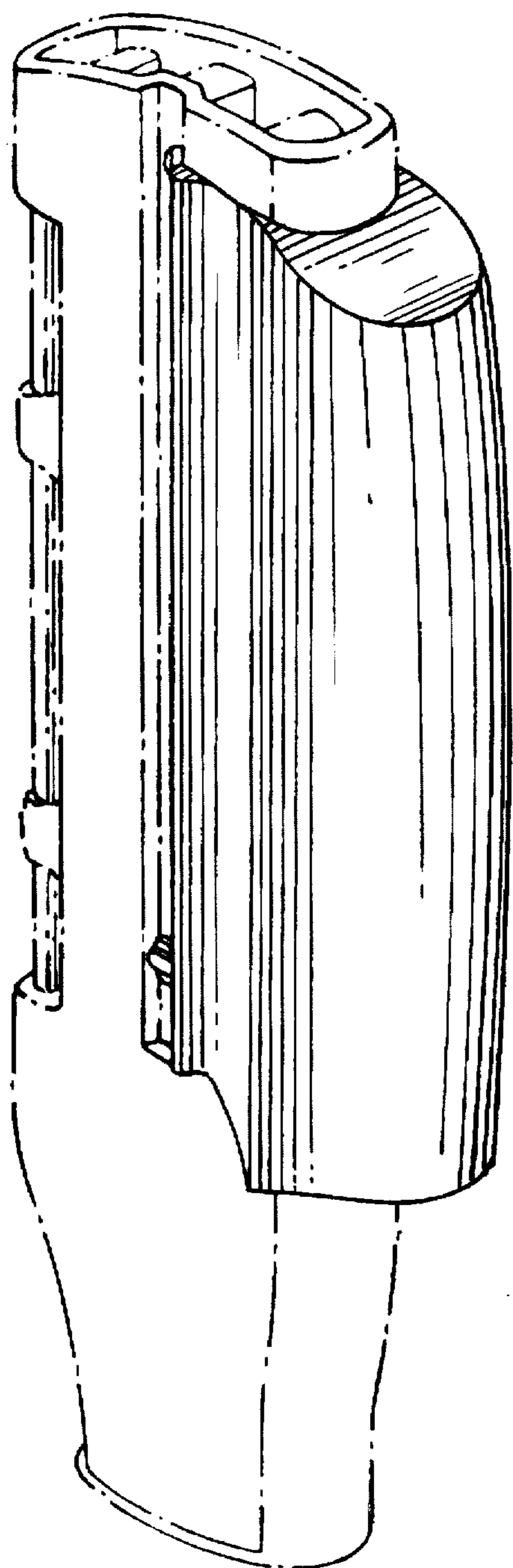
**DESCRIPTION**

FIG. 1 is a top, front right side perspective view of a handle incorporating our design, shown in association with a portable peak flow meter with which the handle is employed; FIG. 2 is a top plan view thereof; FIG. 3 is a front elevation view thereof; FIG. 4 is a right side elevation view thereof; FIG. 5 is a left side elevation view thereof; FIG. 6 is a rear elevation view thereof; and, FIG. 7 is a bottom plan view thereof.

The broken line showing is for illustrative purposes only and forms no part of the claimed designed.


**1 Claim, 3 Drawing Sheets**




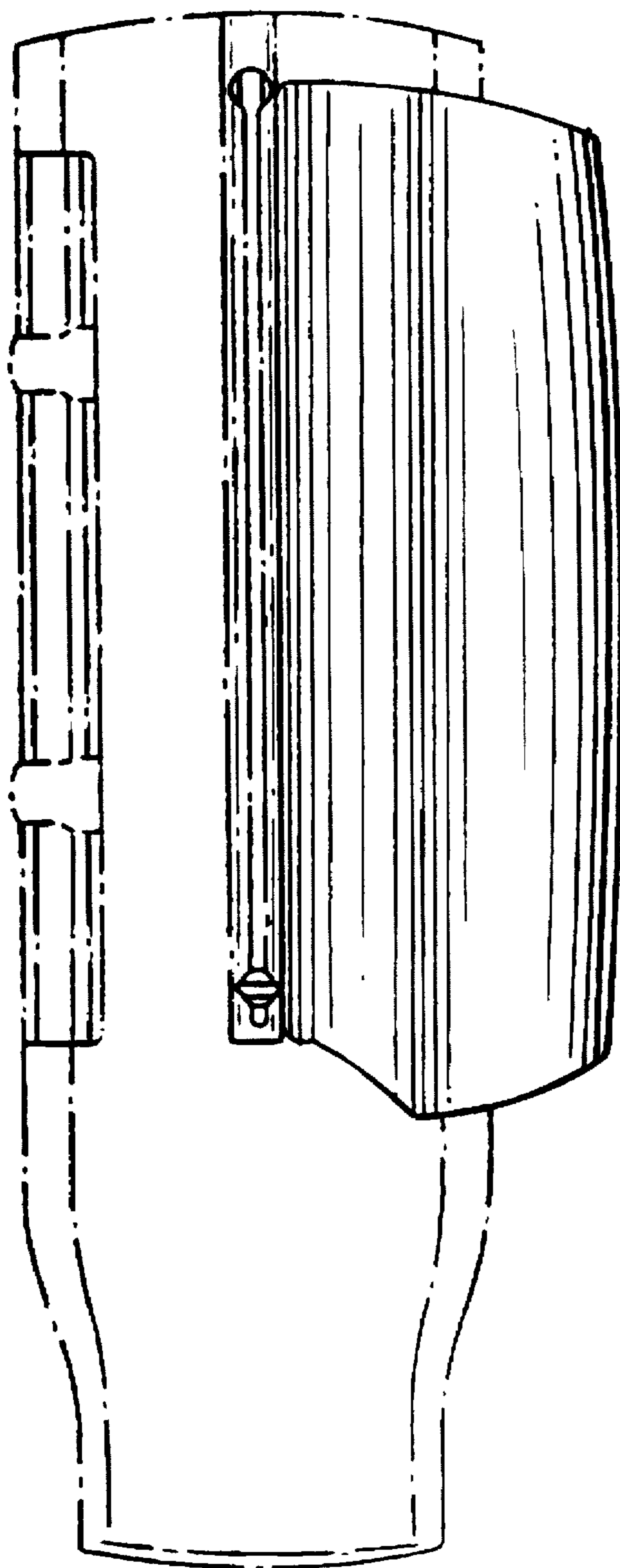


*FIG. 1*

*FIG. 2*

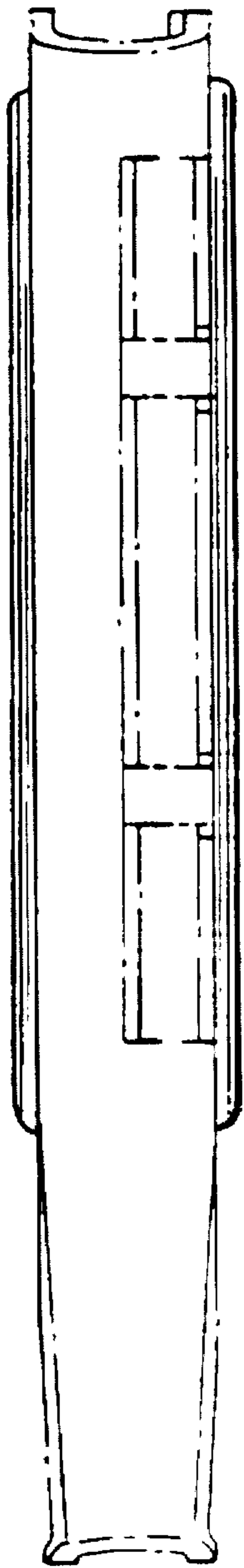


*FIG. 3*

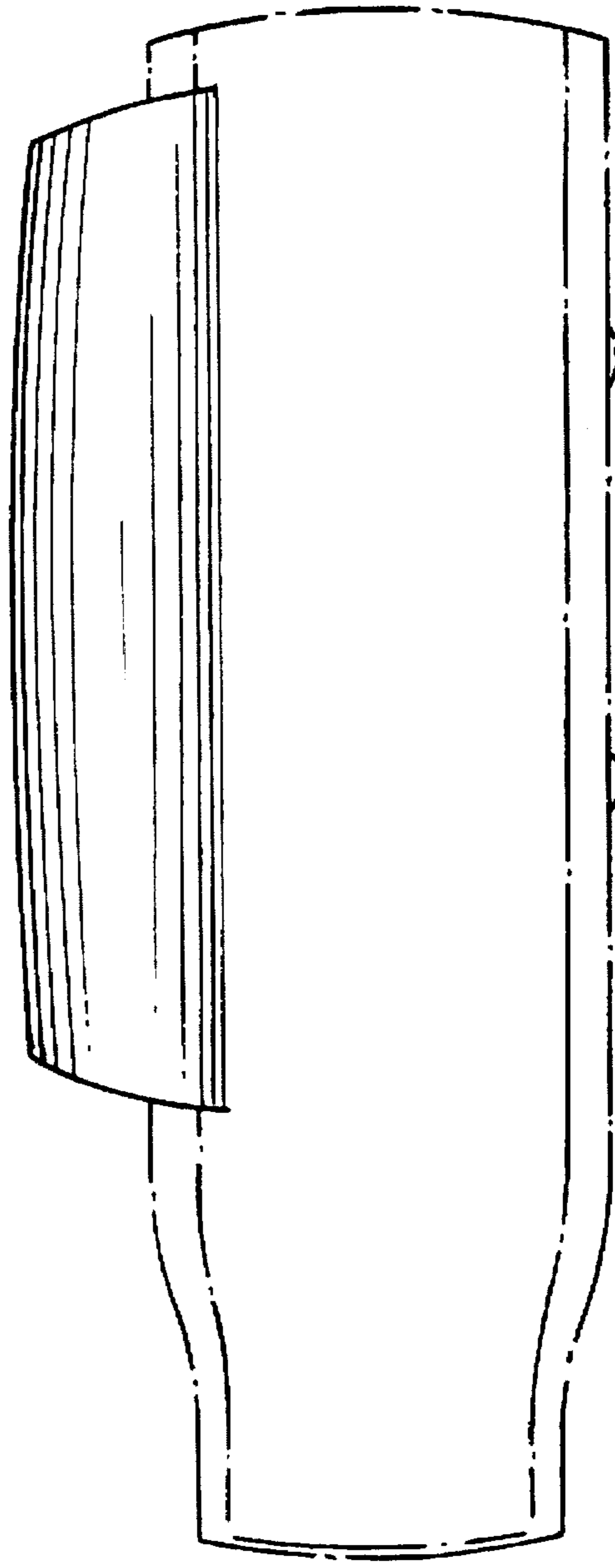


*FIG. 4*

*FIG. 5*



*FIG. 6*



*FIG. 7*

