

US00D391503S

United States Patent [19]
Van Dyk

[11] **Patent Number:** **Des. 391,503**
[45] **Date of Patent:** ****Mar. 3, 1998**

[54] **EXPANDABLE WIRE CURRENT TESTER**

Primary Examiner—Antoine Duval Davis

[76] **Inventor:** **Samuel Van Dyk**, 323 N. 18th St.,
Prospect Park, N.J. 07508

[57] **CLAIM**

[**] **Term:** **14 Years**

The ornamental design for an expandable wire current tester, as shown.

[21] **Appl. No.:** **64,123**

DESCRIPTION

[22] **Filed:** **Dec. 23, 1996**

[51] **LOC (6) Cl.** **10-04**

[52] **U.S. Cl.** **D10/78**

[58] **Field of Search** D10/78; 324/149,
324/156, 72.5, 508, 509, 538; 340/815.74;
379/21, 27, 33, 442; 439/483

FIG. 1 is a front plan view of the expandable wire current tester of the present invention;

FIG. 2 is a rear plan view of the expandable wire current tester of FIG. 1;

FIG. 3 is a left side plan view of the expandable wire current tester of FIG. 1;

FIG. 4 is a right side plan view of the expandable wire current tester of FIG. 1;

FIG. 5 is a top plan view of the expandable wire current tester of FIG. 1; and,

FIG. 6 is a bottom plan view of the expandable wire current tester of FIG. 1.

[56] **References Cited**

U.S. PATENT DOCUMENTS

D. 346,122	4/1994	Nightingale et al.	D10/78
D. 346,338	4/1994	Nightingale et al.	D10/78
D. 349,658	8/1994	Walsh	D10/78
D. 355,861	2/1995	Walsh	D10/78
5,424,630	6/1995	Vazquez	324/72.5

1 Claim, 3 Drawing Sheets

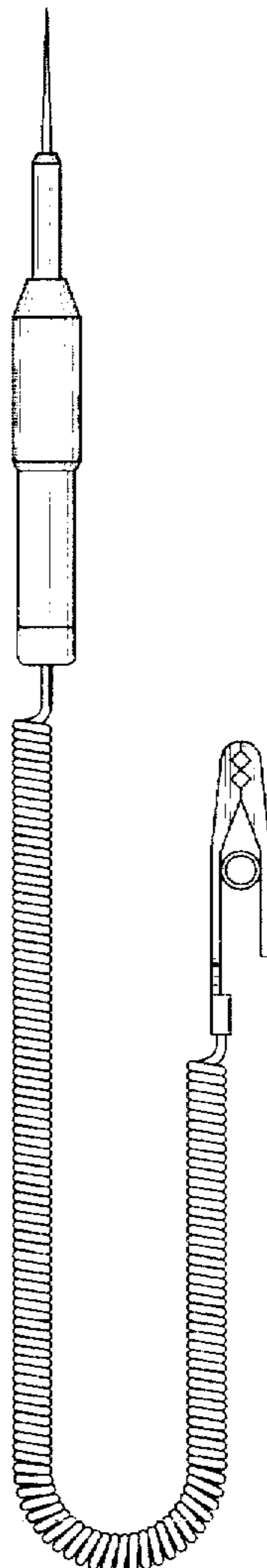


FIG. 1

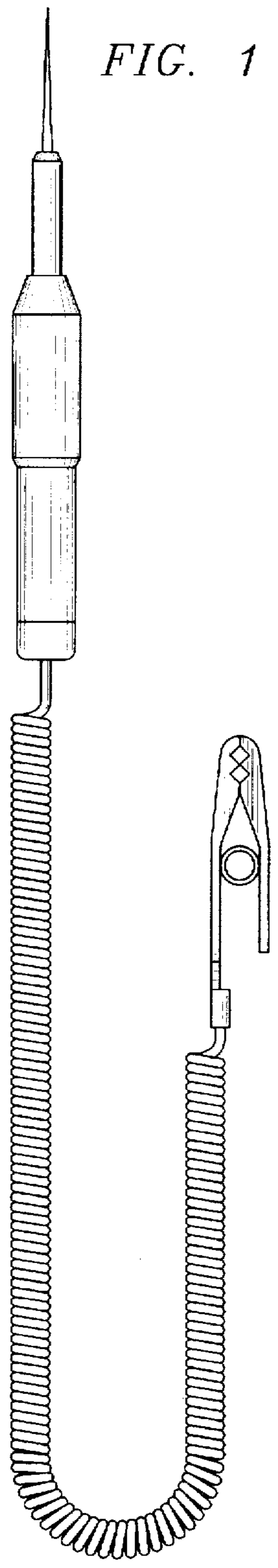


FIG. 2

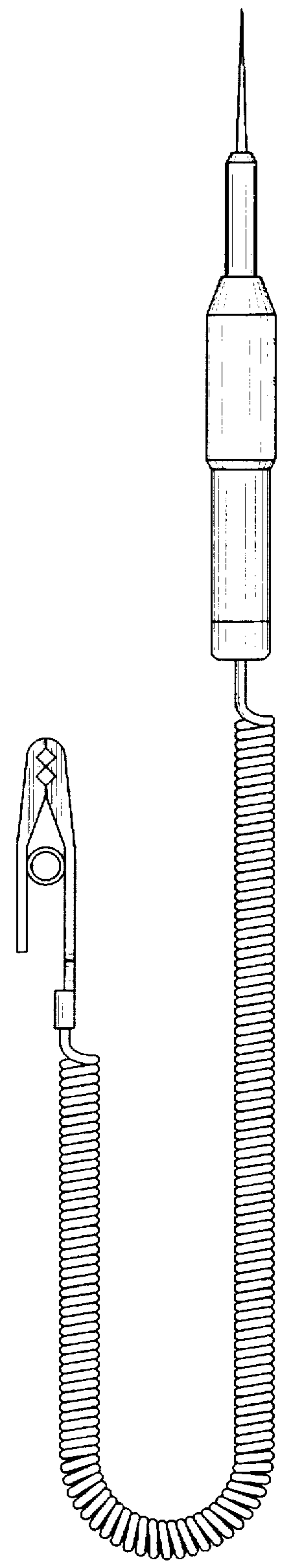


FIG. 3

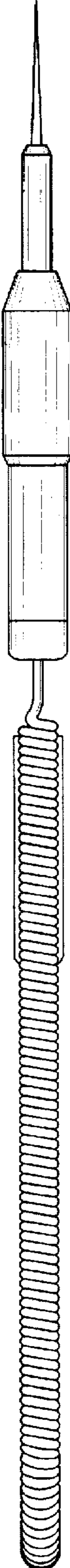


FIG. 4



FIG. 5

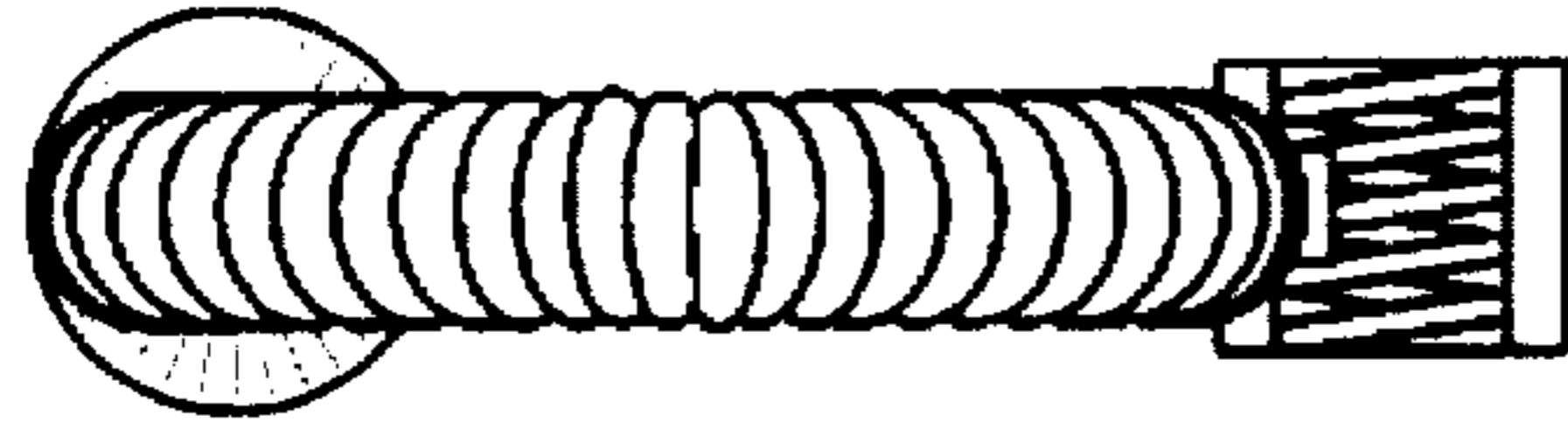


FIG. 6

