



US00D391501S

# United States Patent [19] Giardiello

[11] Patent Number: **Des. 391,501**  
[45] Date of Patent: **\*\*Mar. 3, 1998**

[54] **WATCH**

[75] Inventor: **Barbara Giardiello**, Naples, Italy

[73] Assignee: **ARTIME SPA**, Neuchatel, Switzerland

[\*\*] Term: **14 Years**

[21] Appl. No.: **70,511**

[22] Filed: **May 9, 1997**

[30] **Foreign Application Priority Data**

Jan. 15, 1997 [WO] WIPO ..... DMA/003 563

[51] LOC (6) Cl. .... **10-02**

[52] U.S. Cl. .... **D10/39; D10/30**

[58] Field of Search ..... D10/1-40, 122-132;  
368/280-282, 276-277, 285

[56] **References Cited**

**U.S. PATENT DOCUMENTS**

D. 336,616 6/1993 Gueit ..... D10/39

D. 352,250 11/1994 Giardiello ..... D10/39  
D. 377,907 2/1997 Bugener ..... D10/39  
D. 380,971 7/1997 Giardiello ..... D10/39  
5,077,708 12/1991 Schneider ..... 368/281

*Primary Examiner*—Nelson C. Holtje  
*Attorney, Agent, or Firm*—Sughrue, Mion, Zinn, Macpeak & Seas, PLLC

[57] **CLAIM**

The ornamental design for a watch, as shown

**DESCRIPTION**

FIG. 1 is a perspective view of the front and right side of a watch showing my new design;  
FIG. 2 is a front elevational view thereof;  
FIG. 3 is a rear elevational view thereof;  
FIG. 4 is a right side elevational view thereof;  
FIG. 5 is a left side elevational view thereof;  
FIG. 6 is an elevational view of one end thereof; and,  
FIG. 7 is an elevational view of an opposite end thereof.

**1 Claim, 2 Drawing Sheets**






FIG. 1




FIG. 2




FIG. 3






FIG. 4




FIG. 5




FIG. 6




FIG. 7

