



US00D391500S

United States Patent [19]
Brzezinski

[11] **Patent Number: Des. 391,500**
[45] **Date of Patent: **Mar. 3, 1998**

[54] **WATCH AND STRAP**
[75] **Inventor: Janet G. Brzezinski, Middlebury, Conn.**
[73] **Assignee: Timex Corp., Middlebury, Conn.**
[**] **Term: 14 Years**
[21] **Appl. No.: 71,626**
[22] **Filed: Jun. 5, 1997**
[51] **LOC (6) Cl. 10-02**
[52] **U.S. Cl. D10/32; D10/30**
[58] **Field of Search D10/1-40, 122-132; D11/3-25; 63/1.1, 3, 5, 11; 368/276-277, 280-282, 285**

D. 362,946 10/1995 Polenberg D11/3
D. 377,914 2/1997 Riley D11/3

Primary Examiner—Nelson C. Holtje
Attorney, Agent, or Firm—Paul R. Juhasz

[57] **CLAIM**

The ornamental design for a watch and strap, as shown and described.

DESCRIPTION


FIG. 1 is a perspective elevational view of a watch and strap; FIG. 2 is a top plan view thereof; FIG. 3 is a right side elevational view thereof; FIG. 4 is a bottom plan view thereof; FIG. 5 is a left side elevational view thereof; FIG. 6 is an end elevational view thereof; and, FIG. 7 is the other end elevational view thereof. The broken line showing of a watch dial is for illustrative purposes only and forms no part of the claimed design.

[56] **References Cited**

U.S. PATENT DOCUMENTS

D. 62,490 6/1923 Lederer D11/3
D. 255,108 5/1980 Hoeman D11/3

1 Claim, 2 Drawing Sheets



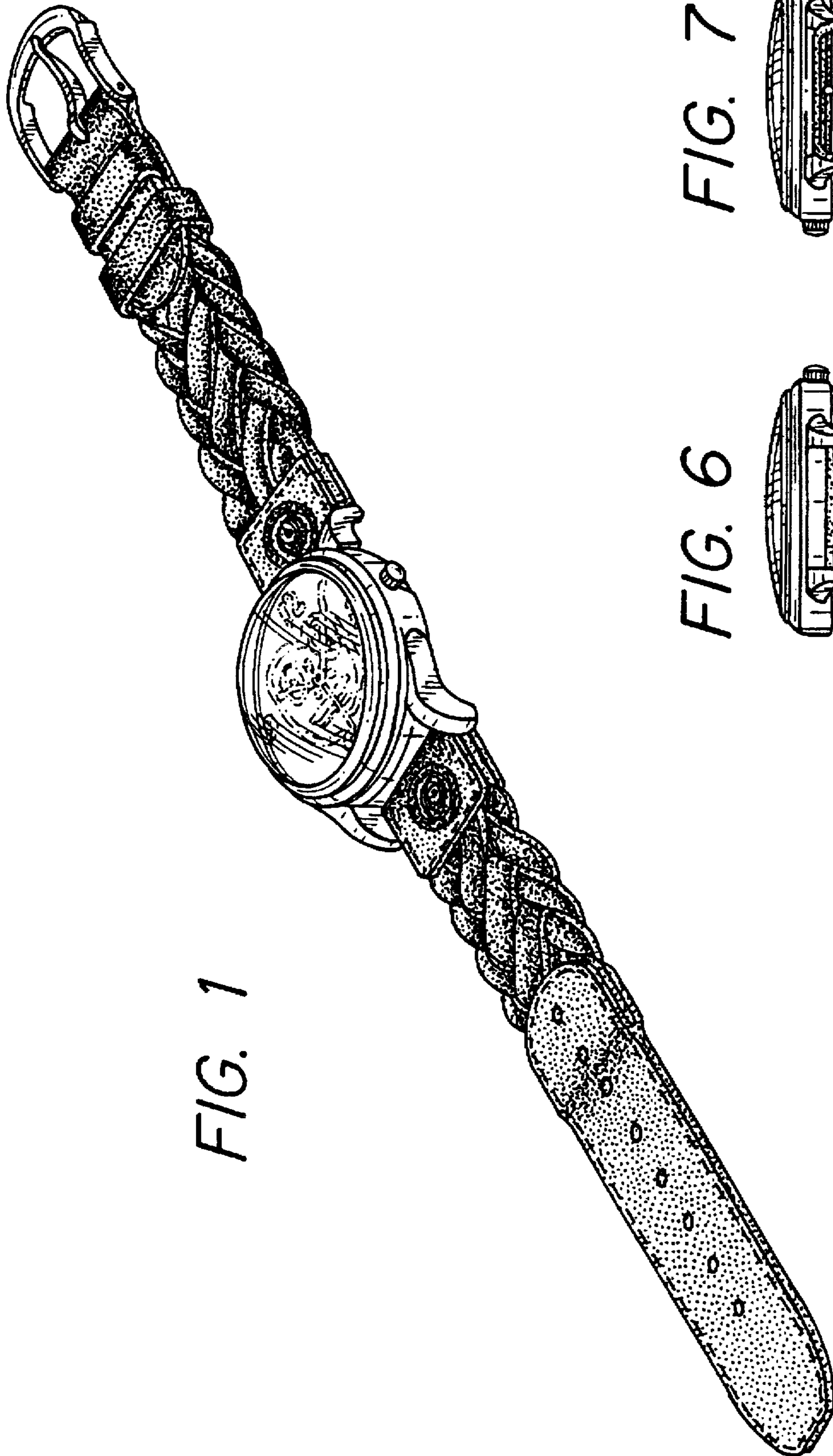


FIG. 1

FIG. 6

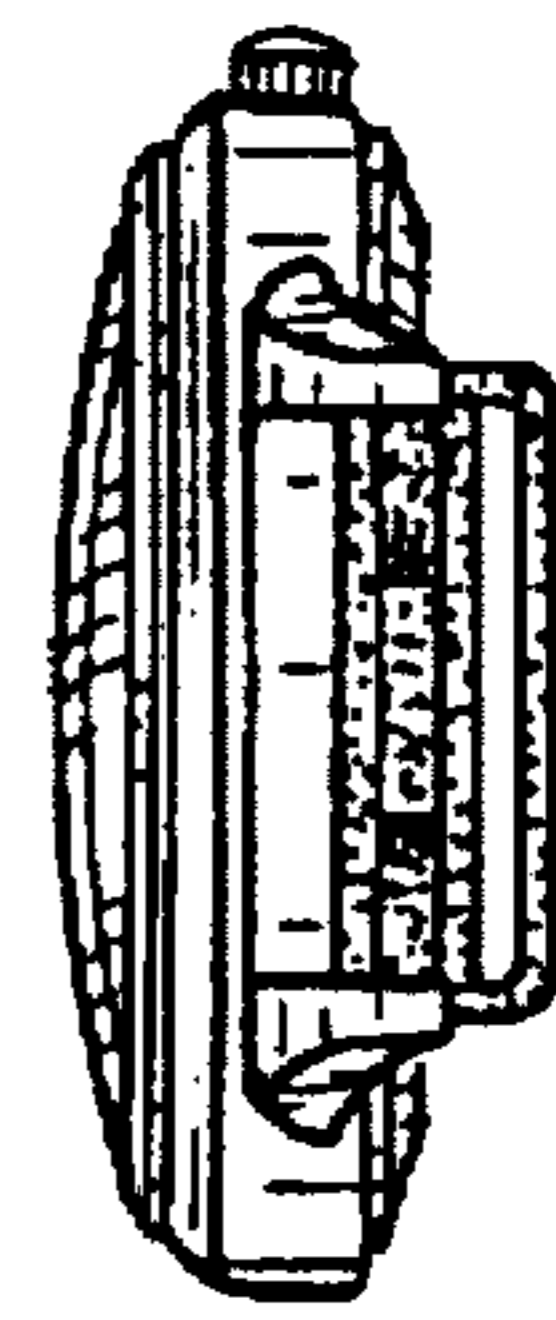


FIG. 7

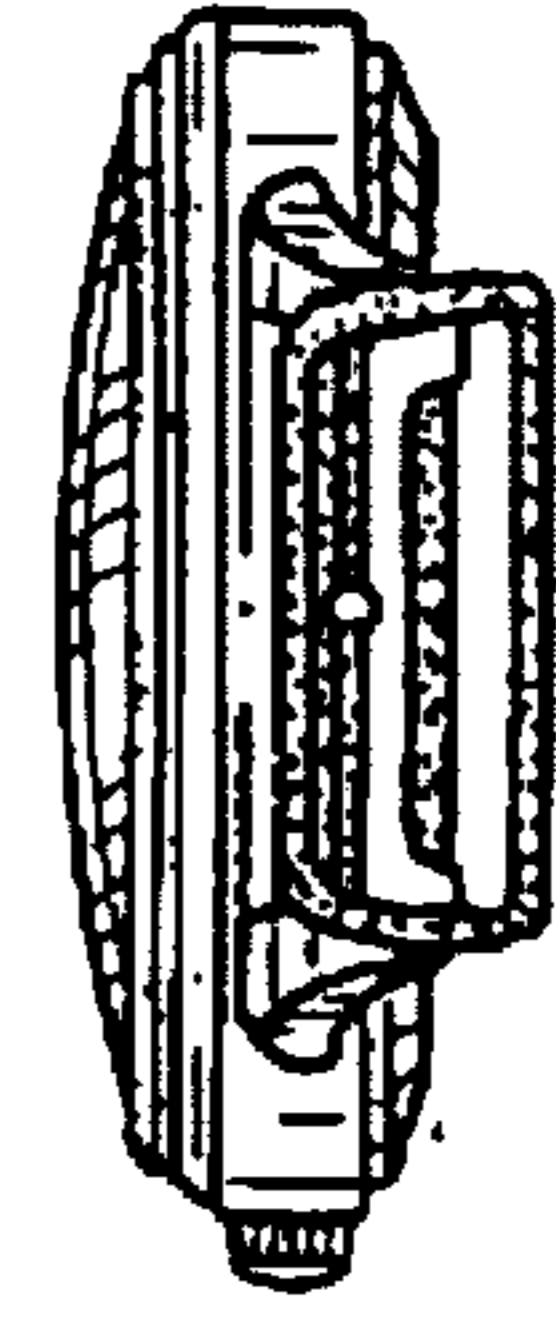


FIG. 2

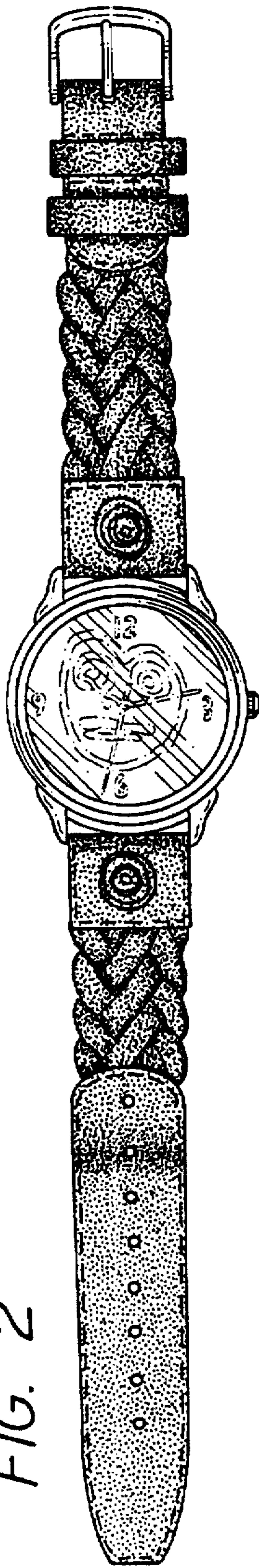


FIG. 3

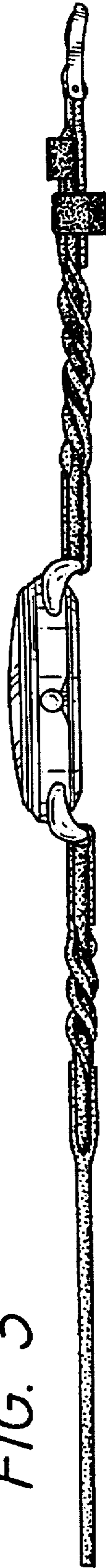


FIG. 4




FIG. 5

