



US00D391498S

United States Patent [19]

Kume et al.

[11] Patent Number: **Des. 391,498**

[45] Date of Patent: ****Mar. 3, 1998**

[54] WATCHCASE

[75] Inventors: **Toshiaki Kume; Takeshi Wada**, both of Chiba, Japan

[73] Assignee: **Seiko Instruments Inc.**, Japan

[**] Term: **14 Years**

[21] Appl. No.: **64,399**

[22] Filed: **Dec. 30, 1996**

[51] LOC (6) Cl. **10-02**

[52] U.S. Cl. **D10/30; D10/38**

[58] Field of Search **D10/1-40, 122-132; 368/280-282, 276-277, 28-30, 285, 239-242, 82-84, 41-44**

[56] **References Cited**

U.S. PATENT DOCUMENTS

- D. 323,299 1/1992 Wakamatsu D10/39
- D. 339,749 9/1993 Ighizaka D10/38
- D. 353,106 12/1994 Jeanneret D10/31

D. 361,284 8/1995 Nakai D10/38

OTHER PUBLICATIONS

Swiss Watch & Jewelry Journal—Mar. 1977—p. 352—
Watche 5A,B at Bottom-Right.

Primary Examiner—Nelson C. Holtje
Attorney, Agent, or Firm—Adams & Wilks


[57] **CLAIM**

The ornamental design for a watchcase, as shown and described.

DESCRIPTION

FIG. 1 is a front elevational view of a watchcase showing our new design;
 FIG. 2 is a rear elevational view thereof;
 FIG. 3 is a top plan view thereof;
 FIG. 4 is a bottom plan view thereof;
 FIG. 5 is a left side elevational view thereof;
 FIG. 6 is a right side elevational view thereof; and
 FIG. 7 is a front right side perspective view thereof.

1 Claim, 1 Drawing Sheet



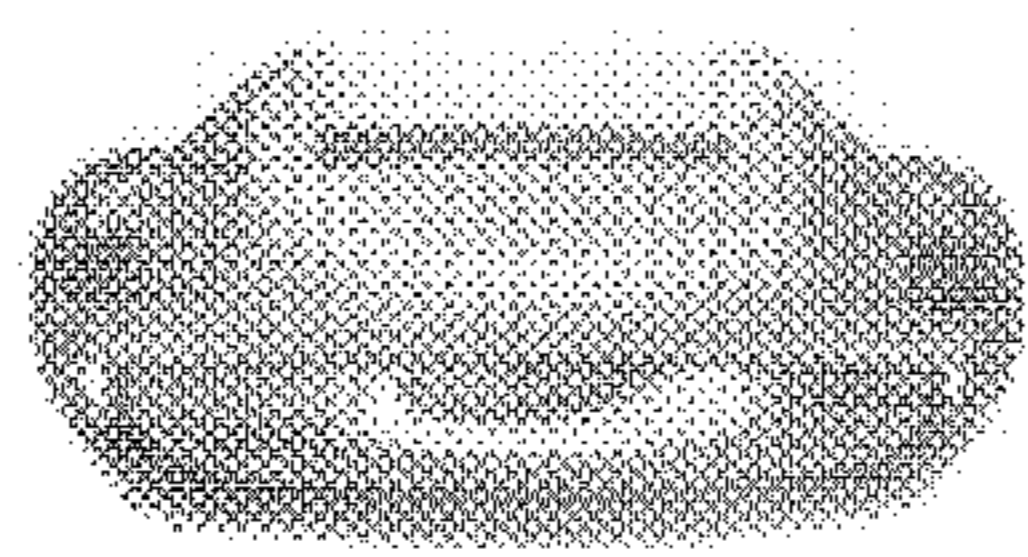


FIG. 3




FIG. 5

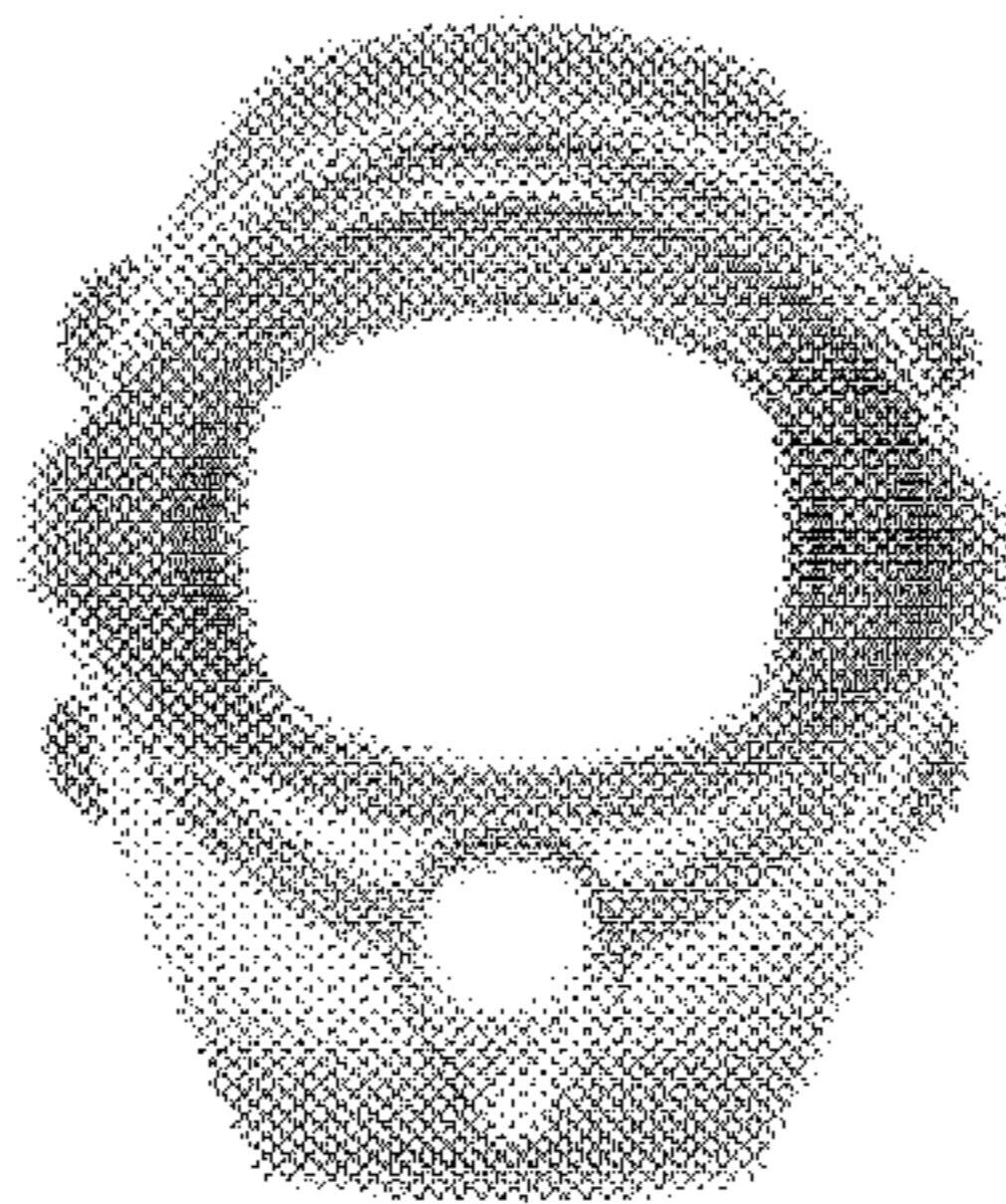


FIG. 1




FIG. 6

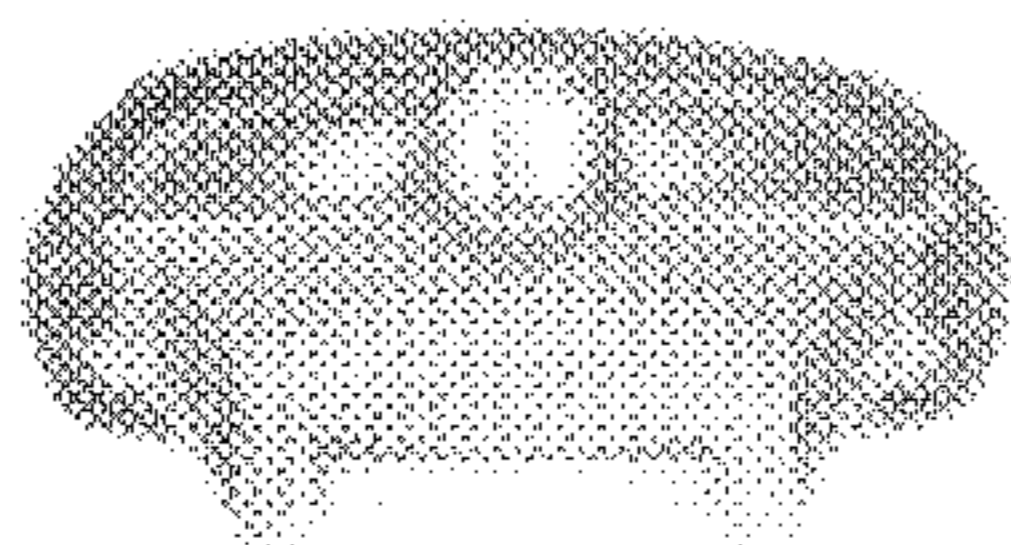


FIG. 4

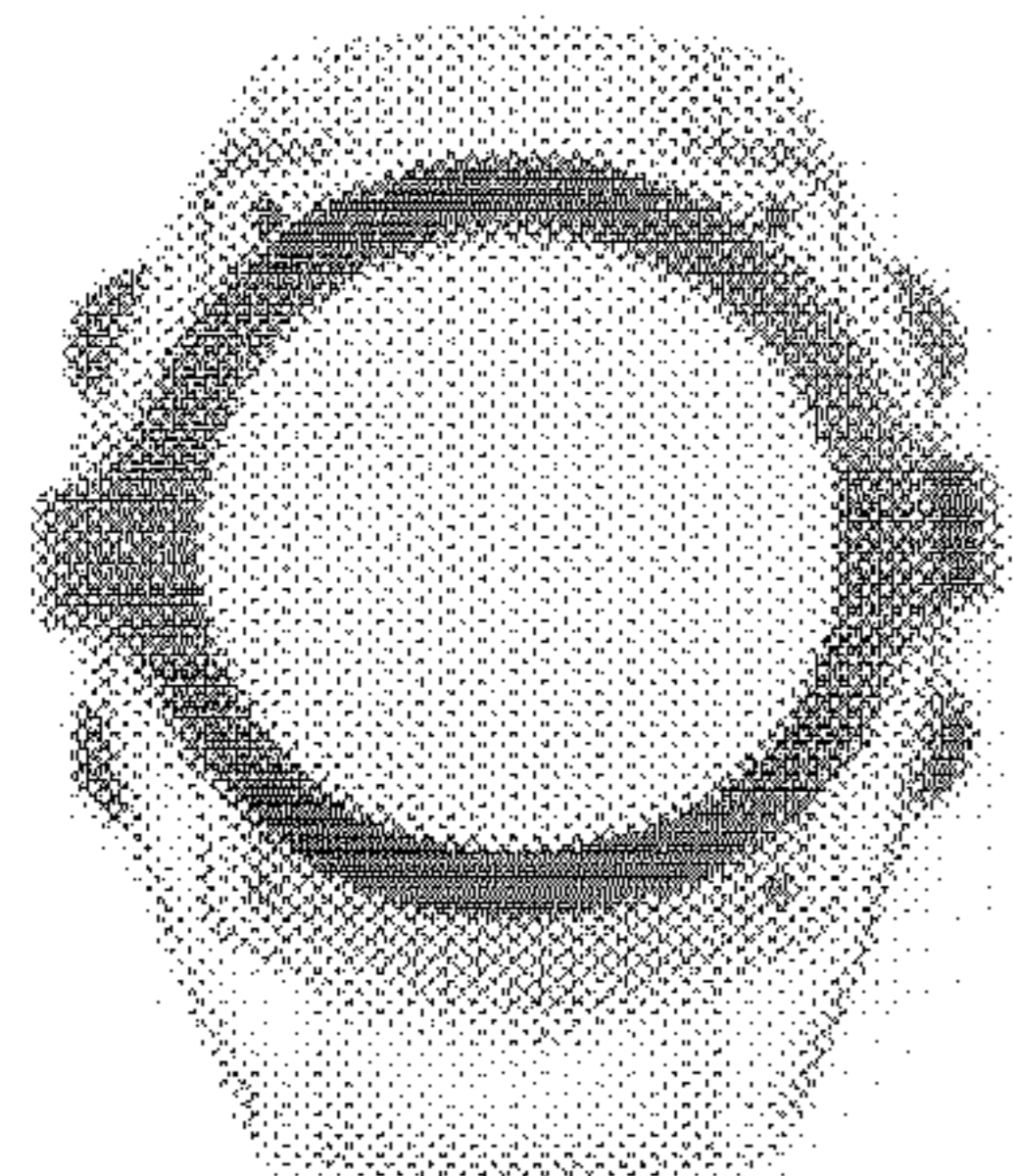


FIG. 2




FIG. 7