



US00D391497S

# United States Patent [19]

Kume et al.

[11] Patent Number: **Des. 391,497**

[45] Date of Patent: **\*\*Mar. 3, 1998**

[54] WATCHCASE

[75] Inventors: **Toshiaki Kume; Takeshi Wada**, both of Chiba, Japan

[73] Assignee: **Seiko Instruments Inc.**, Japan

[\*\*] Term: **14 Years**

[21] Appl. No.: **64,397**

[22] Filed: **Dec. 30, 1996**

[51] LOC (6) Cl. .... **10-02**

[52] U.S. Cl. .... **D10/30; D10/38**

[58] Field of Search ..... D10/1-40, 122-132; 368/280-282, 276-277, 28-30, 285, 239-242, 82-84, 41-44

[56] **References Cited**

**U.S. PATENT DOCUMENTS**

- D. 323,299 1/1992 Wakamatsu ..... D10/39
- D. 339,749 9/1993 Ighizaka ..... D10/38
- D. 353,106 12/1994 Jeanneret ..... D10/31

D. 361,284 8/1995 Nakai ..... D10/38

**OTHER PUBLICATIONS**

*Swiss Watch & Jewlery Journal*-Mar. 1977-p. 352-Watche 5A, at bottom right, 1977.

*Primary Examiner*-Nelson C. Holtje  
*Attorney, Agent, or Firm*-Adams & Wilks


[57] **CLAIM**


The ornamental design for a watchcase, as shown and described.

**DESCRIPTION**


FIG. 1 is a front elevational view of a watchcase showing our new design;  
 FIG. 2 is a rear elevational view thereof;  
 FIG. 3 is a top plan view thereof;  
 FIG. 4 is a bottom plan view thereof;  
 FIG. 5 is a left side elevational view thereof;  
 FIG. 6 is a right side elevational view thereof; and,  
 FIG. 7 is a front right side perspective view thereof.

**1 Claim, 1 Drawing Sheet**







*FIG. 3*




*FIG. 5*




*FIG. 1*




*FIG. 6*



*FIG. 4*



*FIG. 2*



*FIG. 7*