



US00D391491S

**United States Patent** [19]  
**Lang**

[11] **Patent Number: Des. 391,491**  
[45] **Date of Patent: \*\*\*Mar. 3, 1998**

[54] **OINTMENT DISPENSER**

[75] **Inventor: Frank J. Lang, Warrenville, Ill.**

[73] **Assignee: Federal Package Network, Inc.,  
Chaska, Minn.**

[\*] **Notice:** The portion of the term of this patent subsequent to Jan. 13, 2012, has been disclaimed.

[\*\*] **Term: 14 Years**

[21] **Appl. No.: 57,100**

[22] **Filed: Jul. 16, 1996**

[51] **LOC (6) Cl. .... 09-01**

[52] **U.S. Cl. .... D9/529; D9/338**

[58] **Field of Search .... D9/300, 302, 306,  
D9/337, 338, 352, 436, 442, 453, 556,  
559, 529, 500, 546; D28/76-77, 85-90,  
91.1; 222/92, 96, 105, 106, 107, 192; 401/78,  
213**

D. 210,447	3/1968	Vanderhyde	.....	D9/453
D. 241,913	10/1976	Ishigaki et al.	.....	D9/300
D. 273,766	5/1984	Lampe	.....	D9/352
D. 333,014	2/1993	Lang	.....	D28/76
D. 341,226	11/1993	Lang et al.	.....	D28/76
D. 375,256	11/1996	Chadfield	.....	D9/302
1,504,216	8/1924	Coryell	.....	401/78
3,620,632	11/1971	Gruska	.....	401/78

*Primary Examiner—Martie Thompson*  
*Attorney, Agent, or Firm—Breiner & Breiner*

[57] **CLAIM**

The ornamental design for a ointment dispenser, as shown.

**DESCRIPTION**

FIG. 1 is an elevational view of the dispenser, being the same when viewed from all sides;

FIG. 2 is a top plan view of the dispenser; and,


FIG. 3 is a bottom plan view of the dispenser.


[56] **References Cited**

**U.S. PATENT DOCUMENTS**

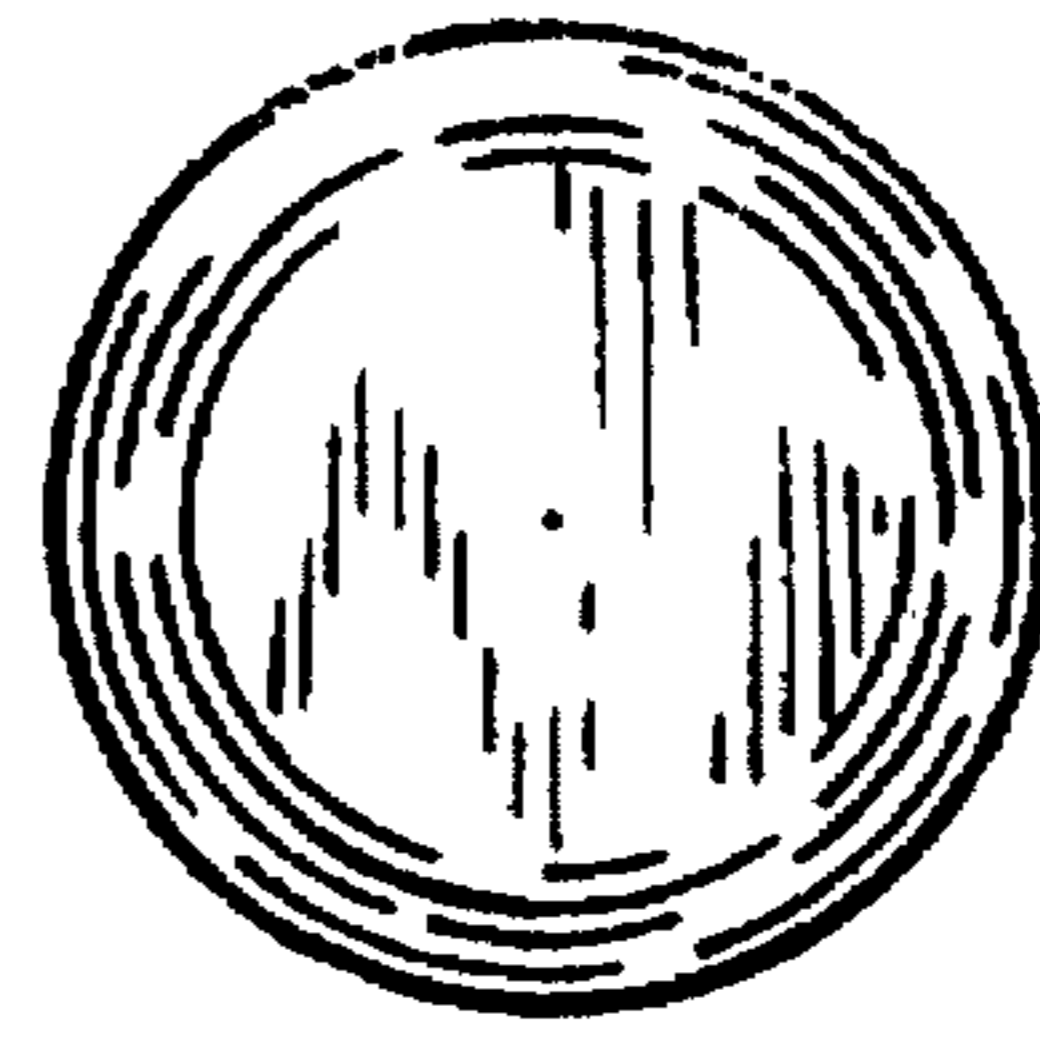
D. 121,678 7/1940 Jung ..... D9/453

**1 Claim, 1 Drawing Sheet**






*Fig. 1*



*Fig. 2*



*Fig. 3*