



US00D391483S

**United States Patent** [19]  
**Freeman**

[11] **Patent Number: Des. 391,483**  
[45] **Date of Patent: \*\*Mar. 3, 1998**

[54] **BOTTLE APRON**

[76] **Inventor: Janie B. Freeman, 1656 W. 79th St., Chicago, Ill. 60620**

[\*\*] **Term: 14 Years**

[21] **Appl. No.: 56,657**

[22] **Filed: Jul. 5, 1996**

[51] **LOC (6) Cl. .... 09-01**

[52] **U.S. Cl. .... D9/444**

[58] **Field of Search ..... D9/444, 445, 434, D9/499; D2/861; D7/624; 215/395; 220/903**

[56] **References Cited**

**U.S. PATENT DOCUMENTS**

D. 149,256	4/1948	Cookman	.....	D2/861	X
D. 167,207	7/1952	Haars	.....	D9/444	X
D. 185,456	6/1959	Michalek	.....	D9/445	
D. 368,000	3/1996	Mazza et al.	.....	D9/444	X
1,386,595	8/1921	Broman	.....	D2/861	X
2,035,384	3/1936	Hinchliff	.....	D9/444	X

**OTHER PUBLICATIONS**

"Family Circle", Cola Aprons, p. 11, May, 1949.  
"The Sunday Star", Bill Blass Pinafore, P. C-4, Aug. 1965.

*Primary Examiner*—James Gandy  
*Assistant Examiner*—Cathorn B. Matta  
*Attorney, Agent, or Firm*—Laff, Whitesel, Conte & Saret, Ltd.

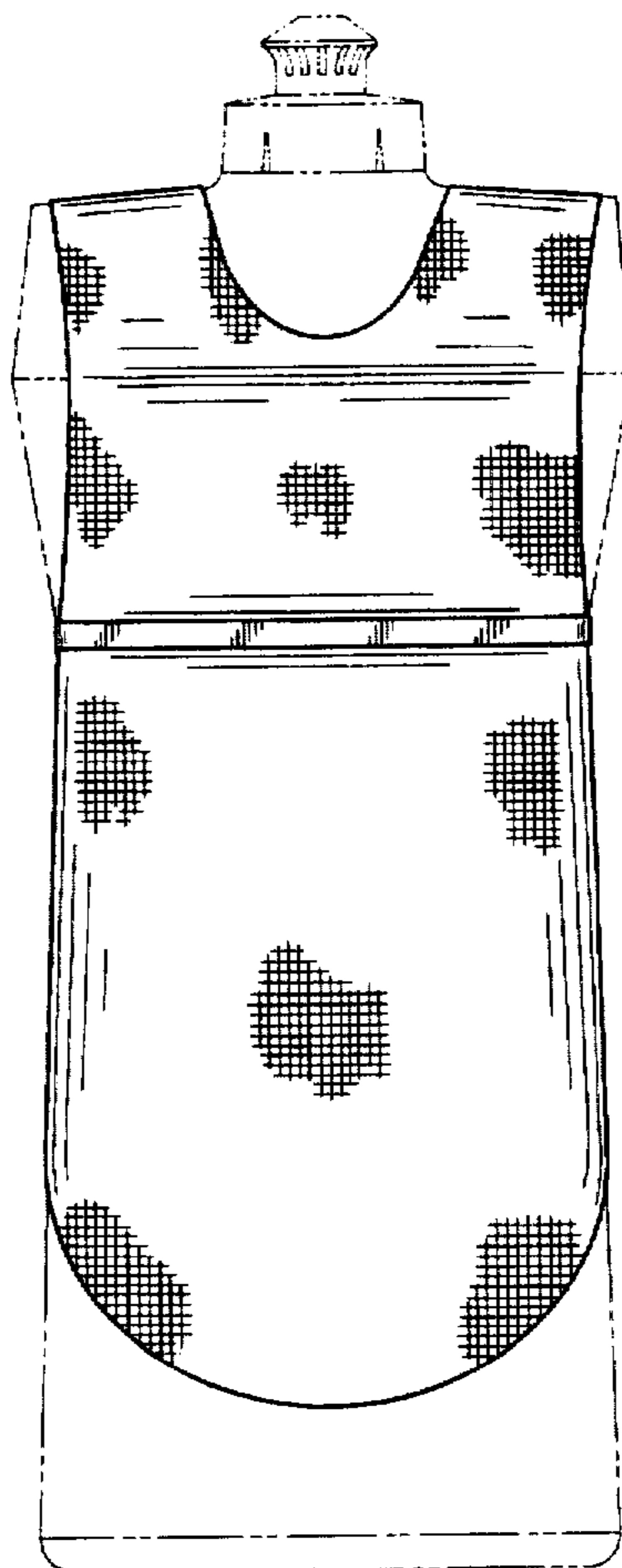
[57] **CLAIM**

The ornamental design for a bottle apron, as shown and described.

**DESCRIPTION**

FIG. 1 is a top plan view shown in the flattened position, and shown without the separable tie for ease of illustration; FIG. 2 is a front elevation view, shown at an enlarged scale, and shown in conjunction with a bottle; FIG. 3 is a right side elevation view, shown at an enlarged scale, of the invention of FIG. 2 utilized in conjunction with a bottle, the side opposite being a mirror image; FIG. 4 is a top plan view, shown at an enlarged scale, of the invention of FIG. 1 utilized in conjunction with a bottle; and, FIG. 5 is a bottom plan view, shown at an enlarged scale, of the invention of FIG. 2 utilized in conjunction with a bottle. The broken line showing of a bottle is for illustrative purposes only and forms no part of the claimed design. The area of criss cross pattern shown is repeated uniformly throughout the surface of the bottle apron.

**1 Claim, 4 Drawing Sheets**



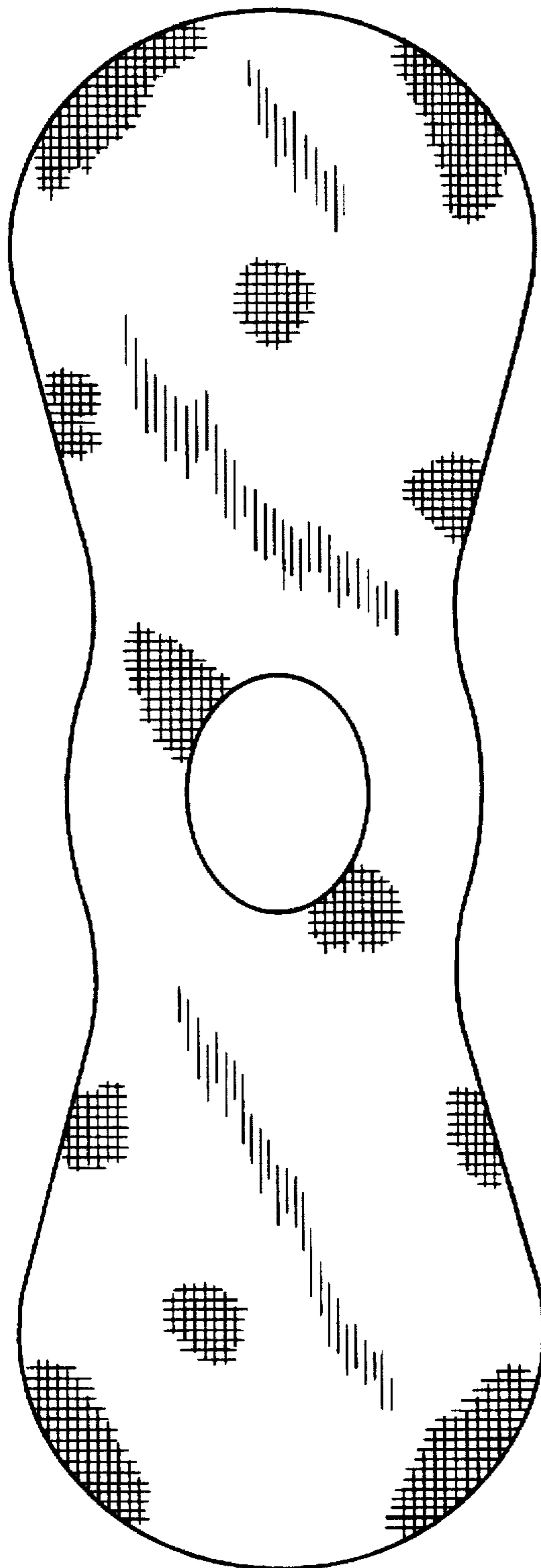


FIG. 1

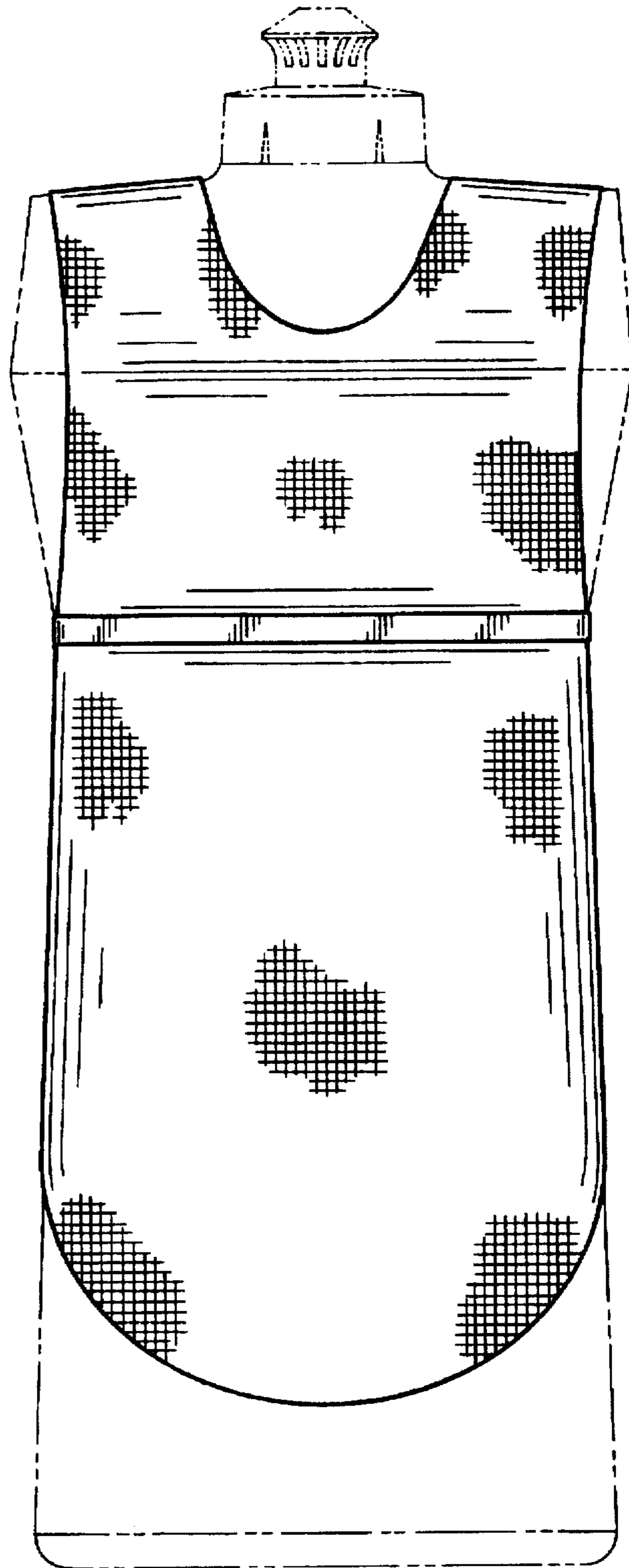


FIG. 2

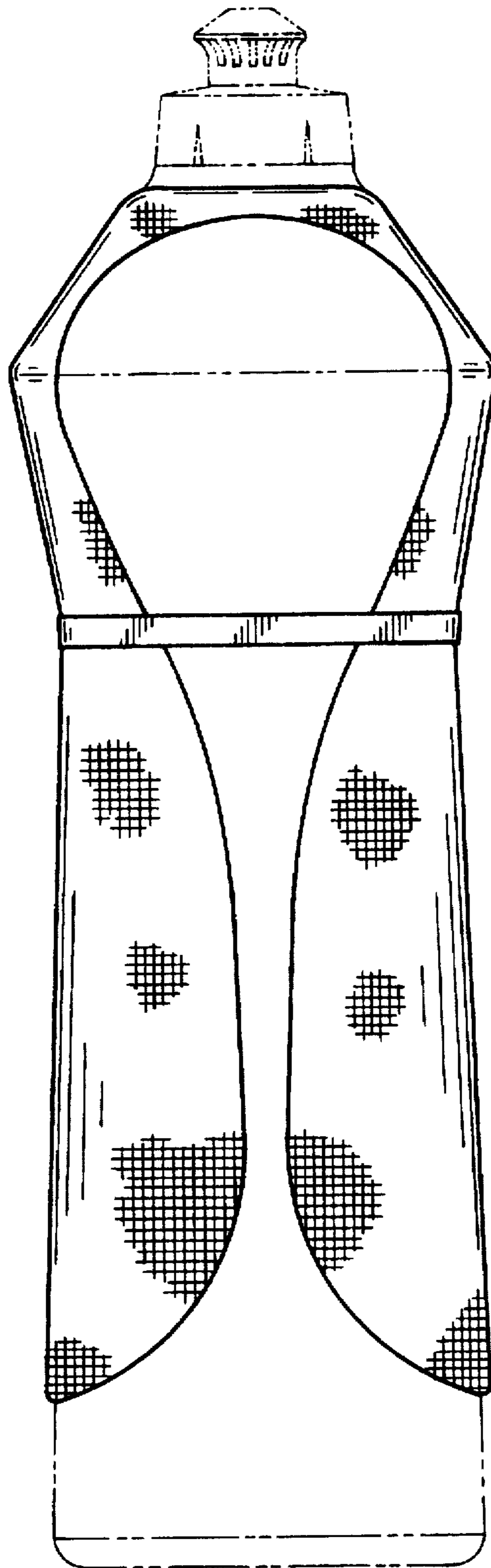


FIG. 3

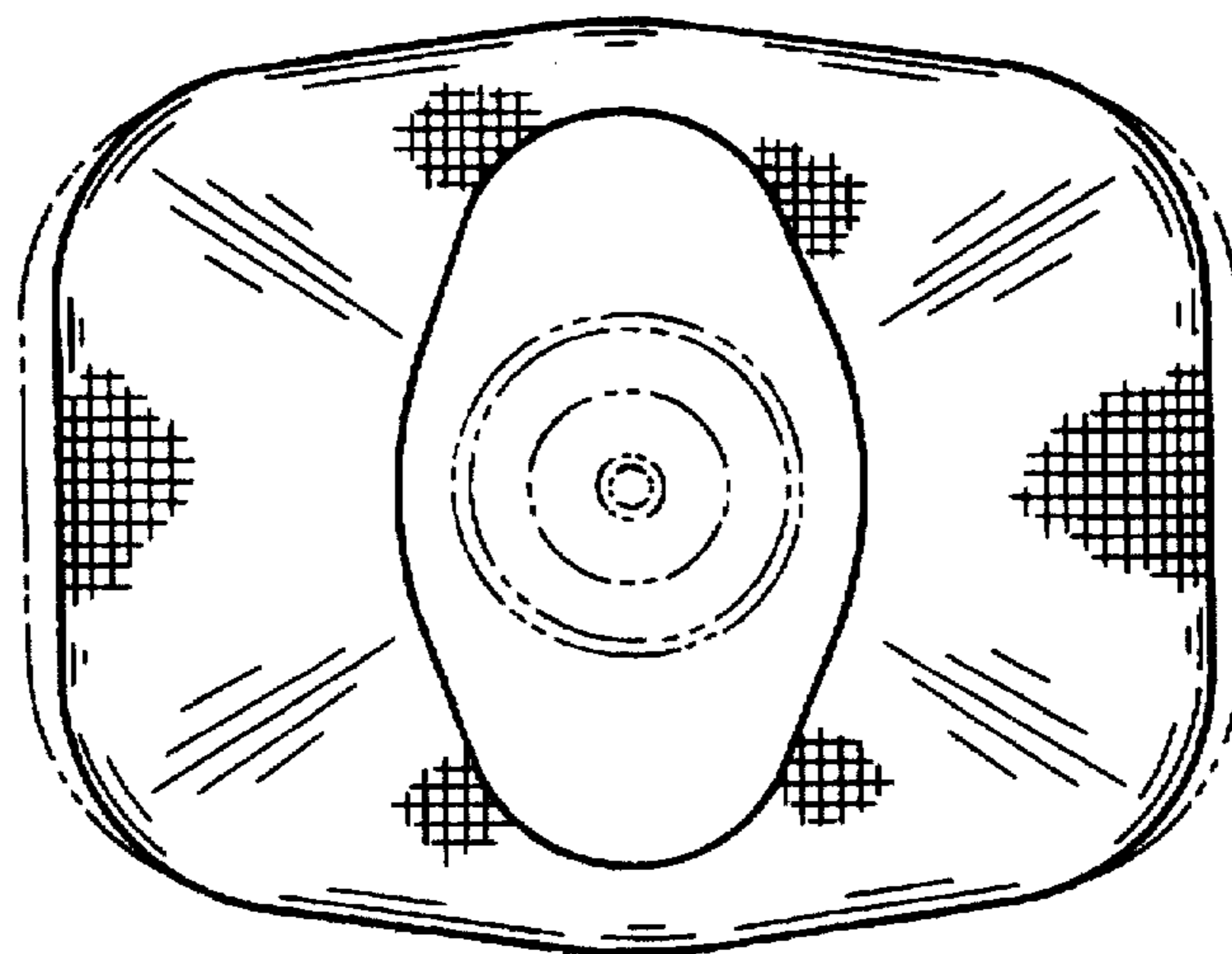


FIG. 4

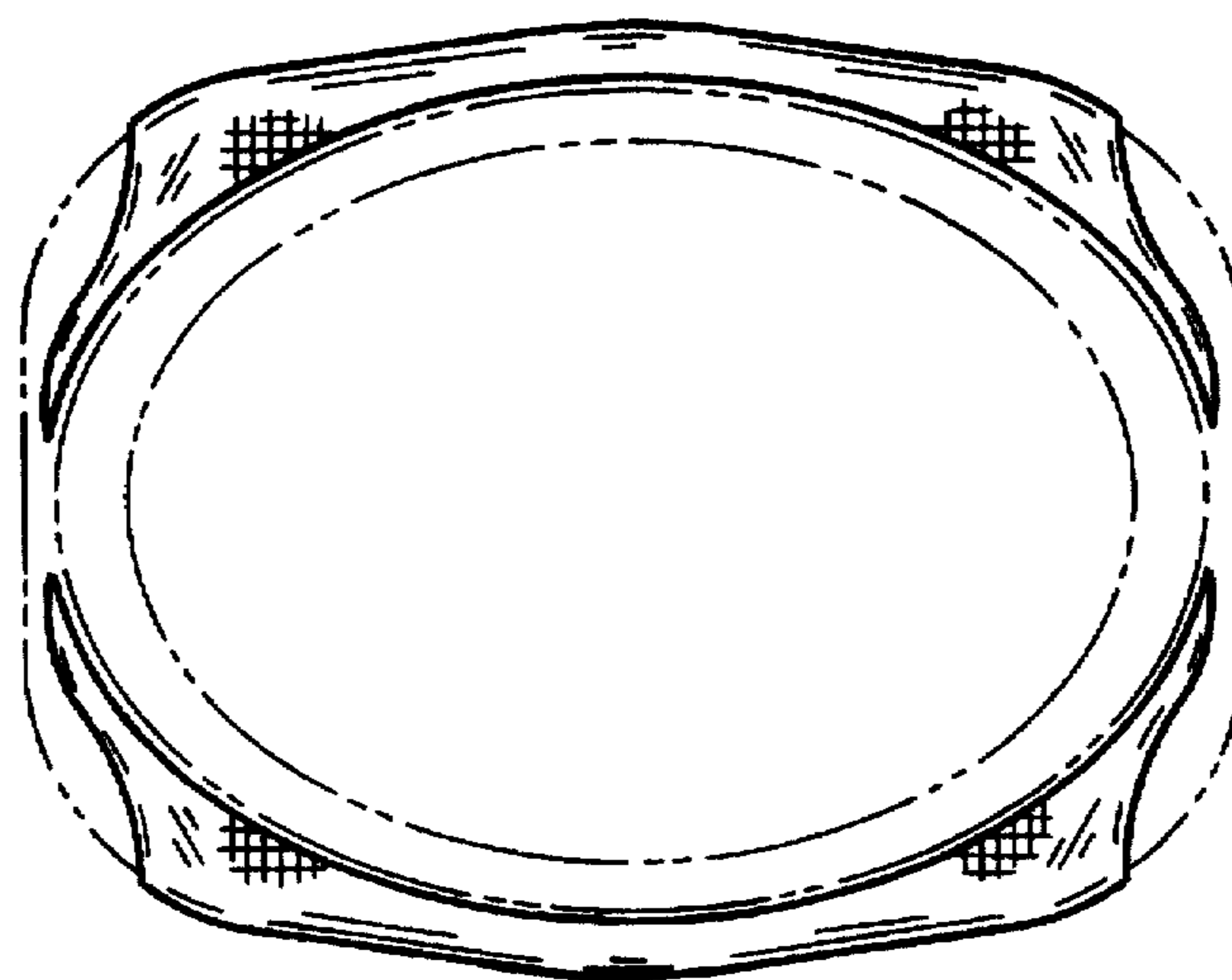


FIG. 5