



US00D391476S

**United States Patent** [19]  
**Gourlay**

[11] **Patent Number:** **Des. 391,476**  
[45] **Date of Patent:** **\*\*Mar. 3, 1998**

[54] **CURTAIN ROD**

[75] **Inventor:** **Wayne S. Gourlay, Cambridge, Wis.**

[73] **Assignee:** **Spring Window Fashions Division, Inc., Middleton, Wis.**

[\*\*] **Term:** **14 Years**

[21] **Appl. No.:** **65,536**

[22] **Filed:** **Jan. 28, 1997**

[51] **LOC (6) Cl.** ..... **08-05**

[52] **U.S. Cl.** ..... **D8/376**

[58] **Field of Search** ..... **D6/575; D8/376;**  
**248/261; 160/348**

[56] **References Cited**

**U.S. PATENT DOCUMENTS**

- D. 5,178 8/1871 Gould ..... D8/376
- D. 301,305 5/1989 Bell et al. .... D8/376
- D. 324,328 3/1992 Pagan ..... D8/376

- D. 348,582 7/1994 Tacchella ..... D6/575
- D. 350,250 9/1994 Tacchella ..... D6/578
- D. 350,251 9/1994 Tacchella ..... D6/575
- D. 350,252 9/1994 Tacchella ..... D6/575

*Primary Examiner*—Holly Baynham  
*Attorney, Agent, or Firm*—Lathrop & Clark

[57] **CLAIM**

The ornamental design for a curtain rod, as shown and described.

**DESCRIPTION**

FIG. 1 is a perspective view of the curtain rod of this invention;

FIG. 2 is an end view thereof, the opposite being identical thereto; and,

FIG. 3 is a front elevational view thereof, the rear elevational view, the top plan view, and the bottom plan view being identical thereto.

**1 Claim, 2 Drawing Sheets**




FIG. 1

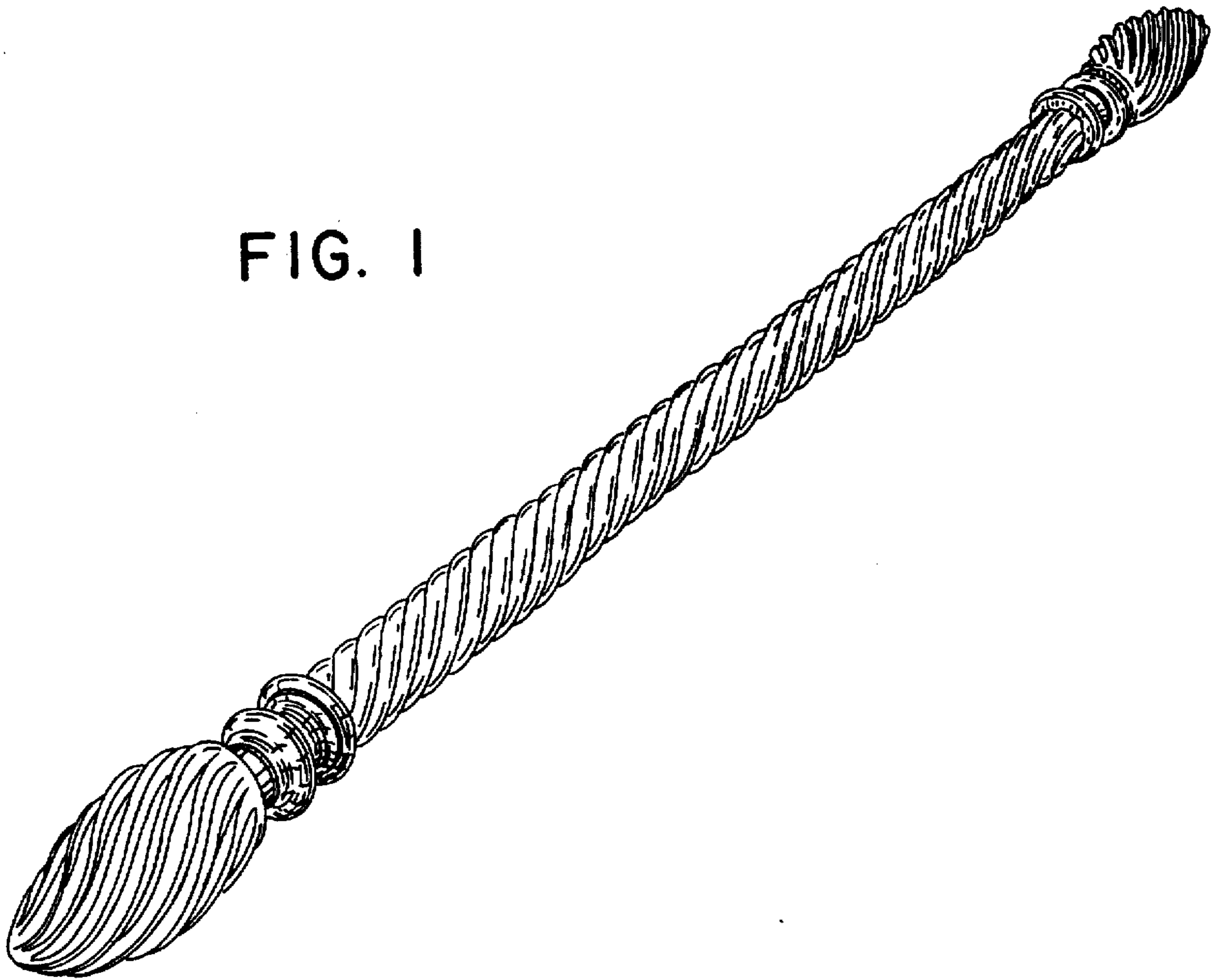



FIG. 2



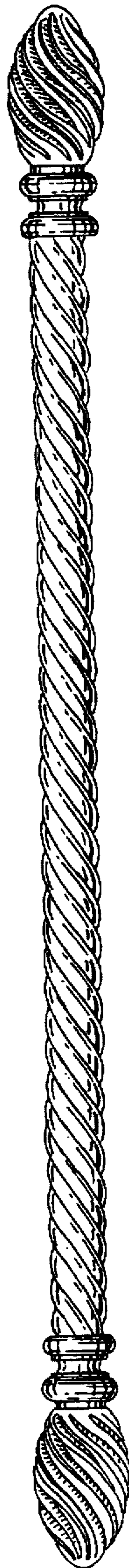


FIG. 3