

US00D391474S

United States Patent [19]
Striebel

[11] **Patent Number: Des. 391,474**
[45] **Date of Patent: **Mar. 3, 1998**

[54] **SNAP HOOK**

[75] **Inventor: Roman F. Striebel, Duxbury, Mass.**

[73] **Assignee: Suncor Marine & Industrial, Inc.,
Pembroke, Mass.**

[**] **Term: 14 Years**

[21] **Appl. No.: 69,520**

[22] **Filed: Apr. 24, 1997**

[51] **LOC (6) Cl. 08-05**

[52] **U.S. Cl. D8/367**

[58] **Field of Search D8/367, 382; 24/265 H**

[56] **References Cited**

U.S. PATENT DOCUMENTS

D. 234,946	4/1975	Fredriksson et al.	D8/8
D. 241,118	8/1976	Schreyer et al.	D8/8
D. 271,465	11/1983	Boissonnet	D8/367
D. 271,466	11/1983	Boissonnet	D8/367
D. 272,717	2/1984	Faidide	D8/367
D. 281,483	11/1985	Faidide	D8/367
D. 282,904	3/1986	Faidide	D8/367
1,554,841	9/1925	Clark	24/241
3,480,319	11/1969	Raschke	294/82
3,785,015	1/1974	Dorton	24/241
4,013,314	3/1977	Archer	294/82
4,073,042	2/1978	Miller	24/241

OTHER PUBLICATIONS

I-Full Enterprise Co., p. 35, snap hook, circled at bottom of page, Aug. 1995.

Catalog of Suncor Marine & Industrial, Published Jun., 1993, See pp. 3 and 10-12, in particular.

Catalog of Suncor Marins & Industrial, Published Mar., 1995, See pp. 3 and 10-12, in particular.

Primary Examiner—Holly Baynham

Attorney, Agent, or Firm—Jacob N. Erlich

[57] **CLAIM**

The ornamental design for a snap hook, substantially as shown and described.

DESCRIPTION

FIG. 1 is an end view of of my new design of a snap hook; FIG. 2 is a first side view showing my new design of a snap hook;

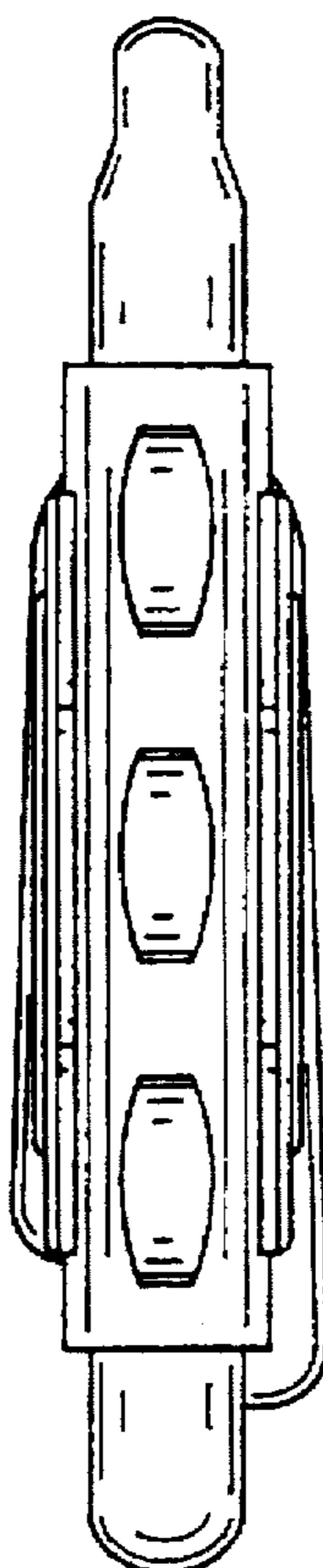
FIG. 3 is a front view of my new design of a snap hook;

FIG. 4 is a second side view showing my new design of a snap hook taken on a side opposite the side shown in FIG. 2;

FIG. 5 is a top view of my new design of a snap hook; and,

FIG. 6 is a bottom view of my new design of a snap hook.

1 Claim, 1 Drawing Sheet



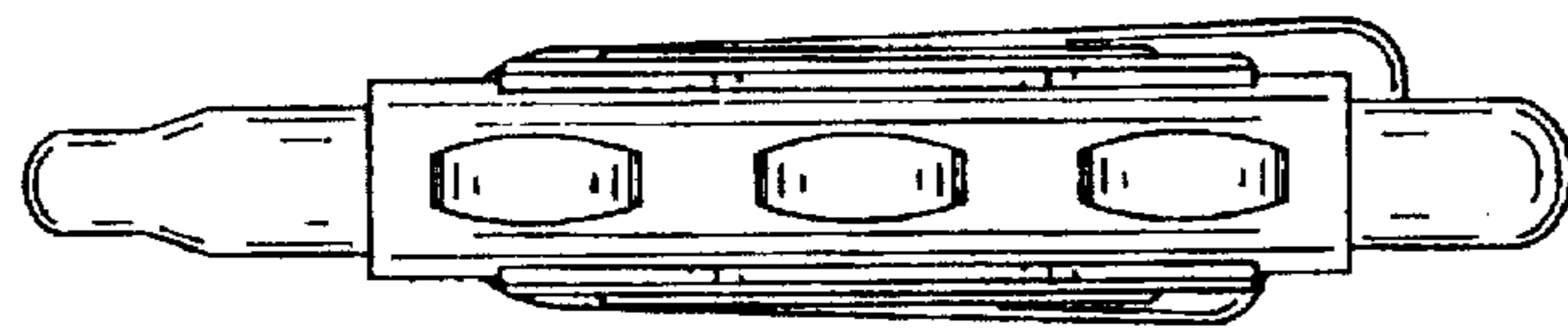


FIG. 1

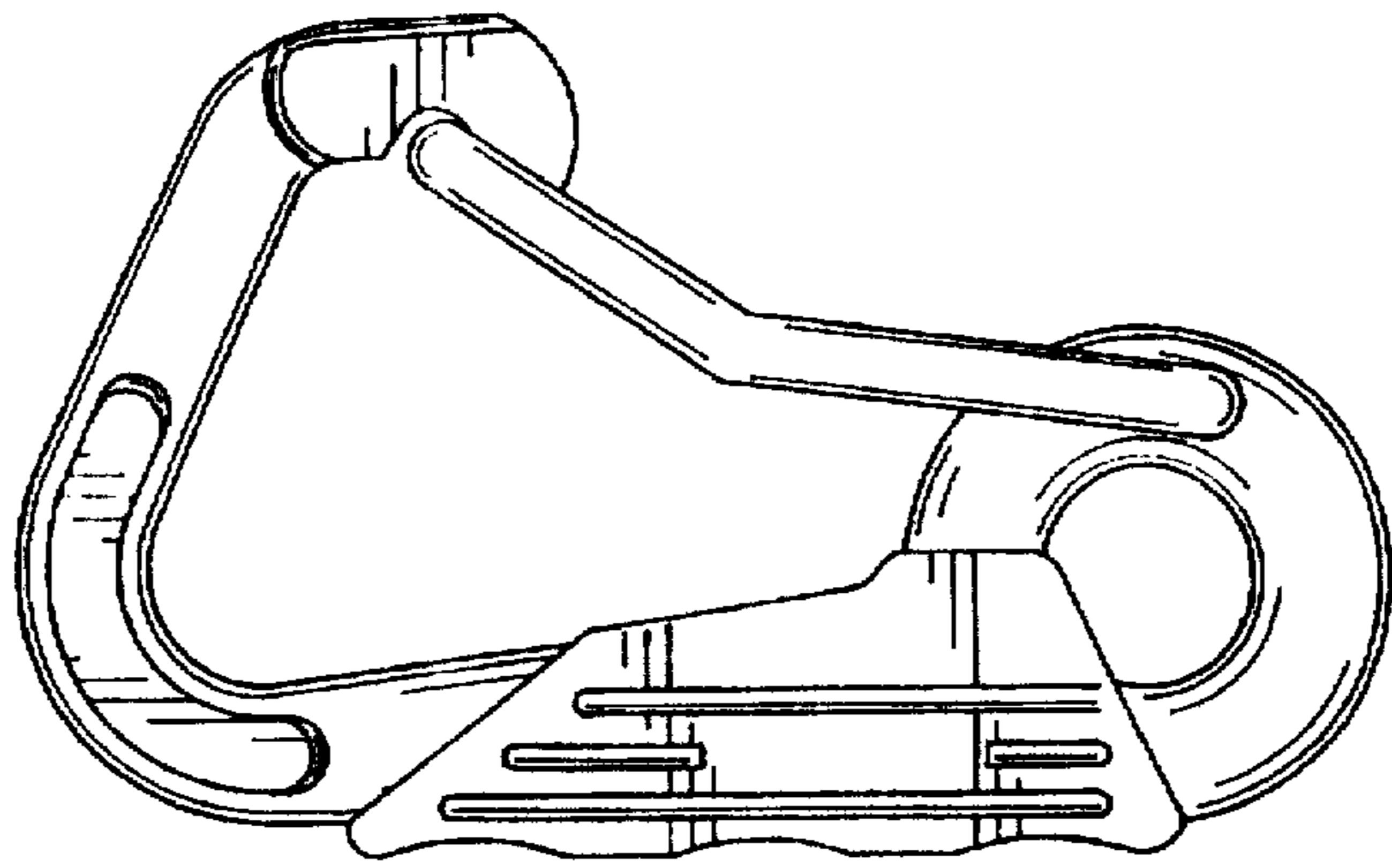


FIG. 2




FIG. 3

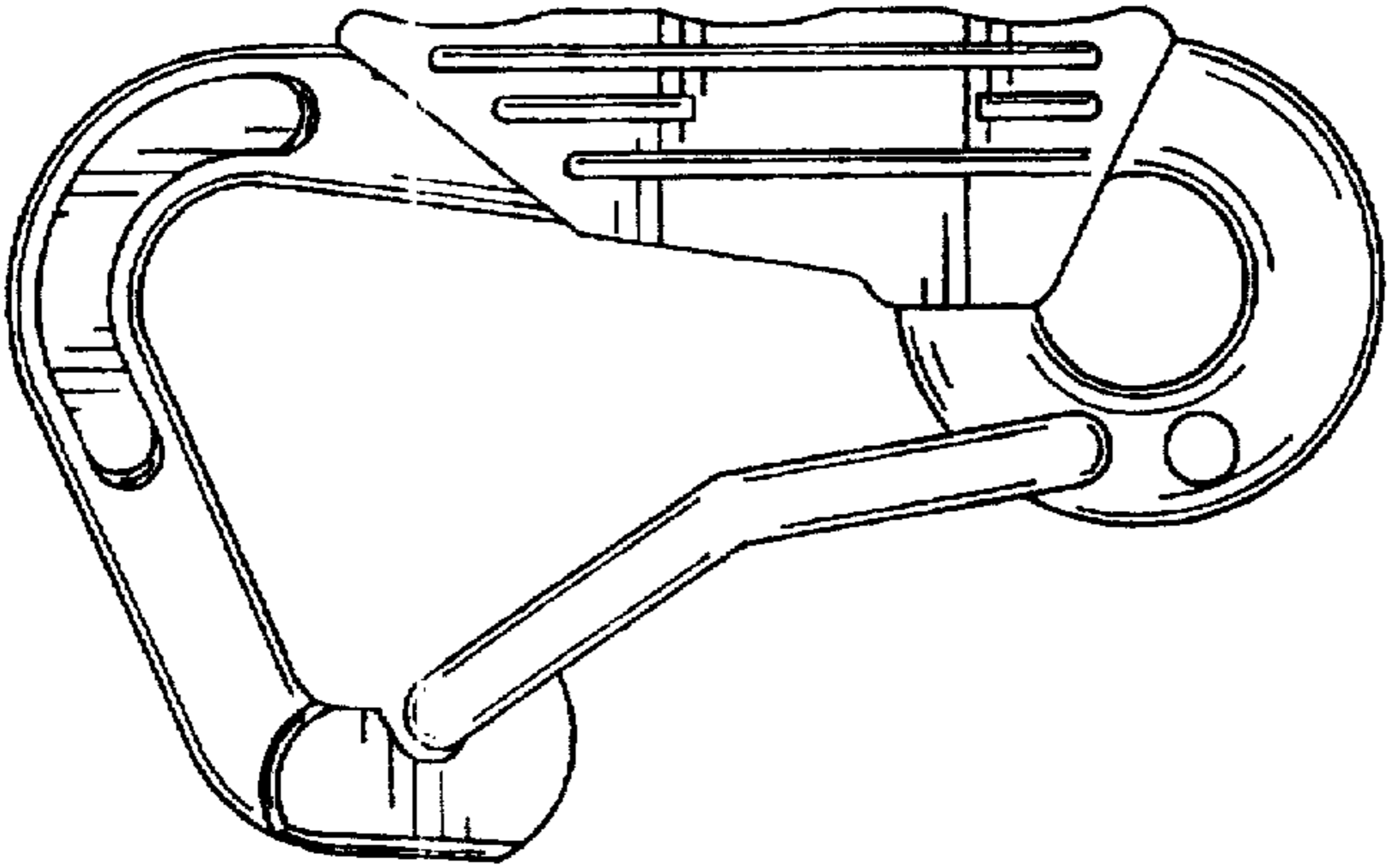


FIG. 4

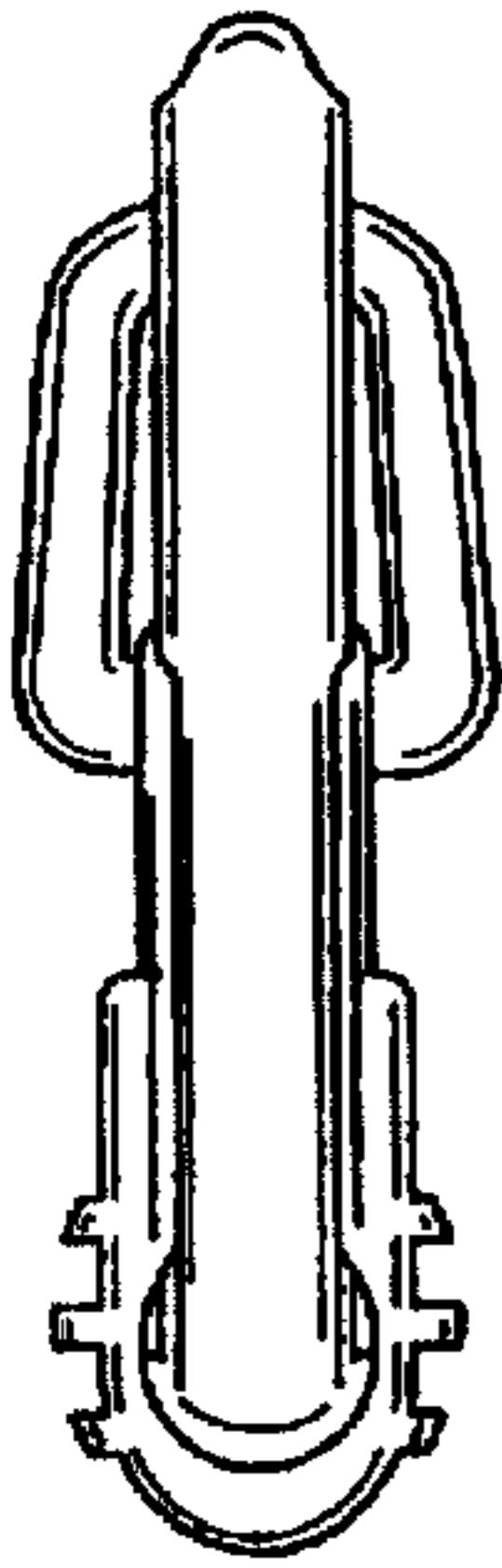


FIG. 5




FIG. 6