



US00D391471S

# United States Patent [19]

Amstutz et al.

[11] Patent Number: **Des. 391,471**

[45] Date of Patent: **\*\*Mar. 3, 1998**

[54] **PILASTER**

2,747,826	5/1956	Fisher .....	248/243
3,282,548	11/1966	Ruhnke .....	248/243
4,098,481	7/1978	Johnson et al. ....	248/243

[75] Inventors: **Douglas D. Amstutz**, Muskegon, Mich.;  
**Virginia L. Durfey**, Columbus, Ohio

*Primary Examiner*—Holly Baynham  
*Attorney, Agent, or Firm*—Warner Norcross & Judd

[73] Assignee: **Amstore Corporation**, Muskegon,  
Mich.

[57] **CLAIM**

[\*\*] Term: **14 Years**

The ornamental design for a pilaster, as shown and described.

[21] Appl. No.: **56,826**

**DESCRIPTION**

[22] Filed: **Jul. 9, 1996**

[51] **LOC (6) Cl.** ..... **08-05**

[52] **U.S. Cl.** ..... **D8/349**

[58] **Field of Search** ..... D8/349, 354; 248/243,  
248/248

FIG. 1 is a perspective view of the pilaster embodying the new design;  
FIG. 2 is a front elevational view thereof;  
FIG. 3 is a top plan view thereof, the bottom plan view being identical thereto;  
FIG. 4 is a right side elevational view thereof, the left side elevational view being a mirror image; and,  
FIG. 5 is a rear elevational view thereof.

[56] **References Cited**

**U.S. PATENT DOCUMENTS**

D. 206,241 11/1966 Stumpf et al. .... D8/381

**1 Claim, 1 Drawing Sheet**



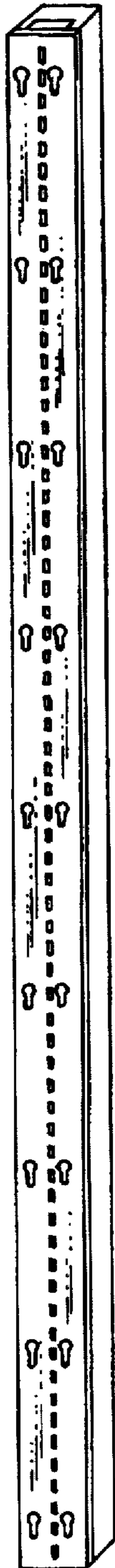


FIG. 1

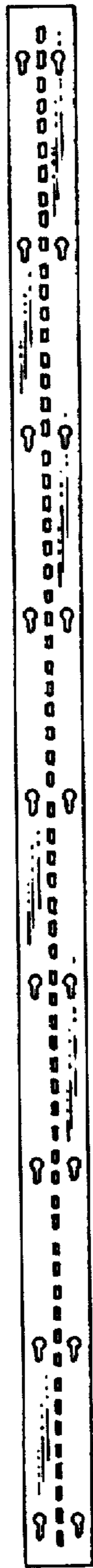


FIG. 2

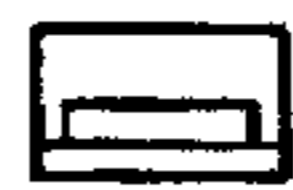


FIG. 3



FIG. 4



FIG. 5