



US00D391465S

United States Patent [19]

Glesser

[11] Patent Number: **Des. 391,465**

[45] Date of Patent: ****Mar. 3, 1998**

[54] **KNIFE**

[75] Inventor: **Louis S. Glesser**, Golden, Colo.

[73] Assignee: **Spyderco, Inc.**, Golden, Colo.

[**] Term: **14 Years**

[21] Appl. No.: **61,101**

[22] Filed: **Oct. 16, 1996**

[51] **LOC (6) Cl.** **08-03**

[52] **U.S. Cl.** **D8/99**

[58] **Field of Search** **D8/98, 99; D22/118;**
30/151, 152, 153, 154, 155, 156, 157, 158,
159, 160

[56] **References Cited**

U.S. PATENT DOCUMENTS

- D. 254,288 2/1980 Pharr, Jr. D8/99
- D. 363,871 11/1995 Coggins D8/100
- D. 367,599 3/1996 Sakai D8/99

OTHER PUBLICATIONS

- The Cutlery Shoppe Catalog, p. 7, Spyderco "Clipits" knives, 1990.
- Smokey Mtn. Knife Works Catalog, pp. 12 and 13, Case Knives, 1995.
- Smokey Mtn. Knife Works Catalog, p. 28, Buck Knives, 1995.
- Smokey Mtn. Knife Works Catalog, p. 41, Hen & Rooster Knives, 1995.

Smokey Mtn. Knife Works Catalog, p. 43, Frost Cutlery Knives, 1995.

Primary Examiner—Philip S. Hyder
Attorney, Agent, or Firm—Robert R. Brunelli; Sheridan Ross P.C.

[57] **CLAIM**

The ornamental design for a knife, as shown and described.

DESCRIPTION

FIG. 1 is a top view of a knife in its fully open position showing my new design;
 FIG. 2 is a front view of the knife in its fully open position illustrated in FIG. 1;
 FIG. 3 is a bottom view of the knife in its fully open position illustrated in FIG. 1;
 FIG. 4 is a rear view of the knife in its fully open position illustrated in FIG. 1;
 FIG. 5 is a left side view of the knife illustrated in FIG. 1;
 FIG. 6 is a right side view of the knife illustrated in FIG. 1;
 FIG. 7 is a top view of the knife in its fully closed position;
 FIG. 8 is a front view of the knife illustrated in FIG. 1 in its fully closed position;
 FIG. 9 is a bottom view of the knife illustrated in FIG. 1 in its fully closed position;
 FIG. 10 is a rear view of the knife illustrated in FIG. 1 in its fully closed position;
 FIG. 11 is a right end view of the knife illustrated in FIG. 1 in its fully closed position; and,
 FIG. 12 is a left end view of the knife illustrated in FIG. 1 in its fully closed position.

1 Claim, 6 Drawing Sheets






Fig. 1

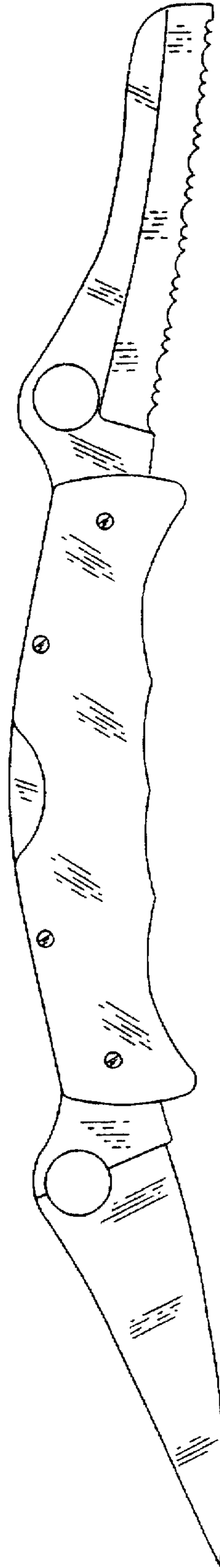


Fig. 2

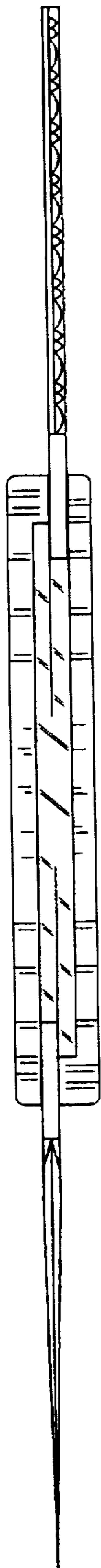


Fig. 3

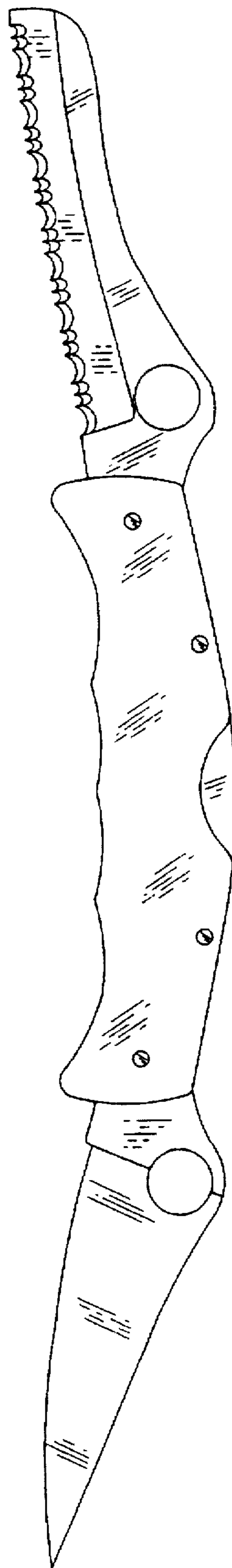


Fig. 4

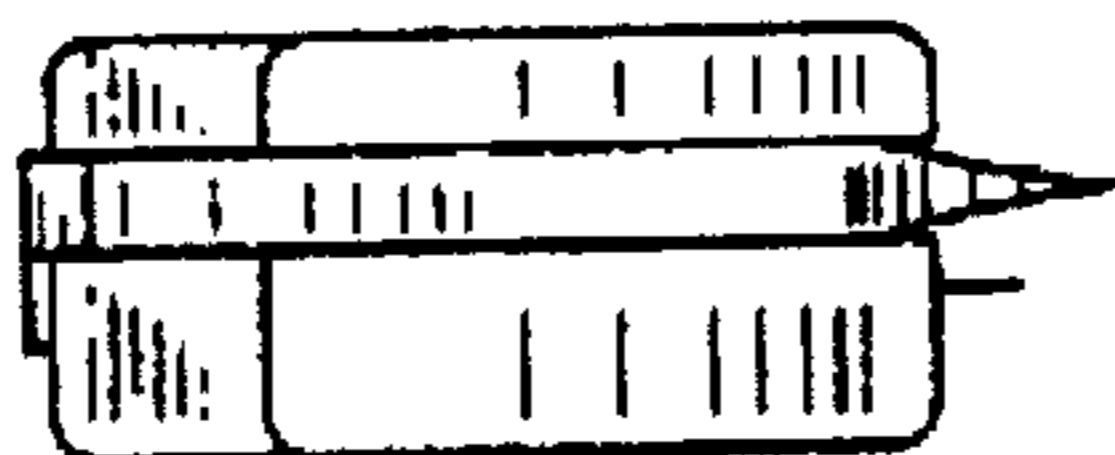


Fig. 6

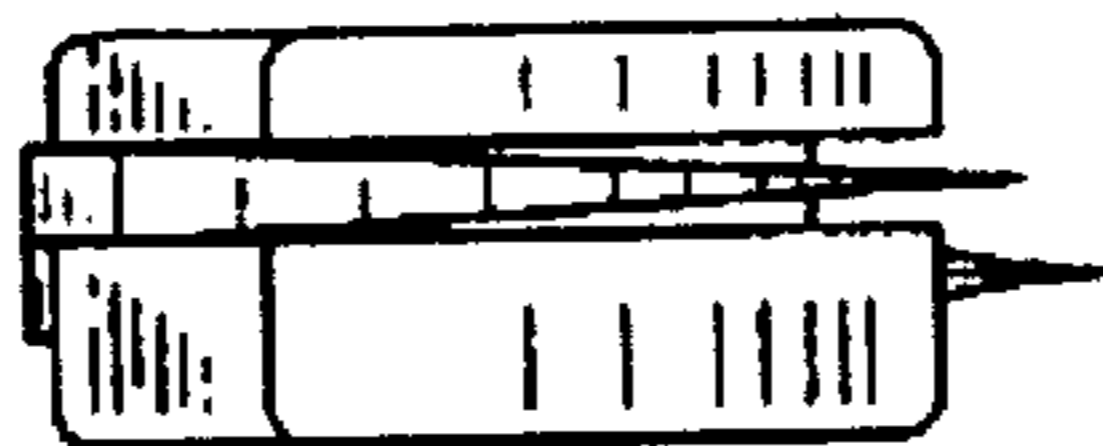


Fig. 5



Fig. 7

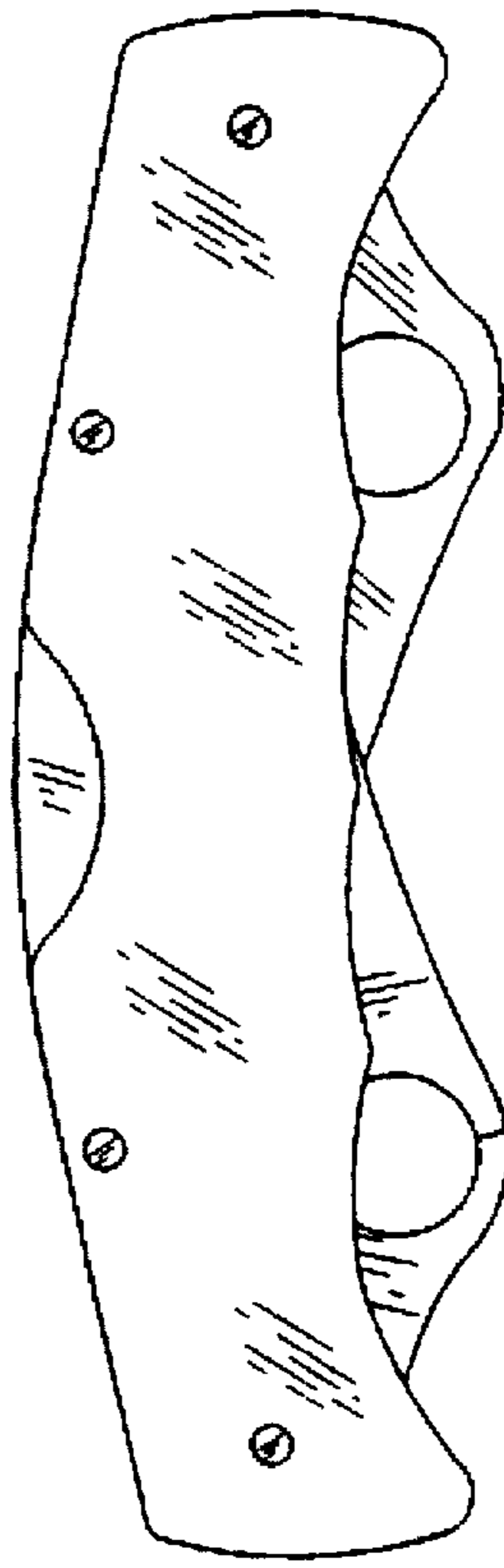


Fig. 8

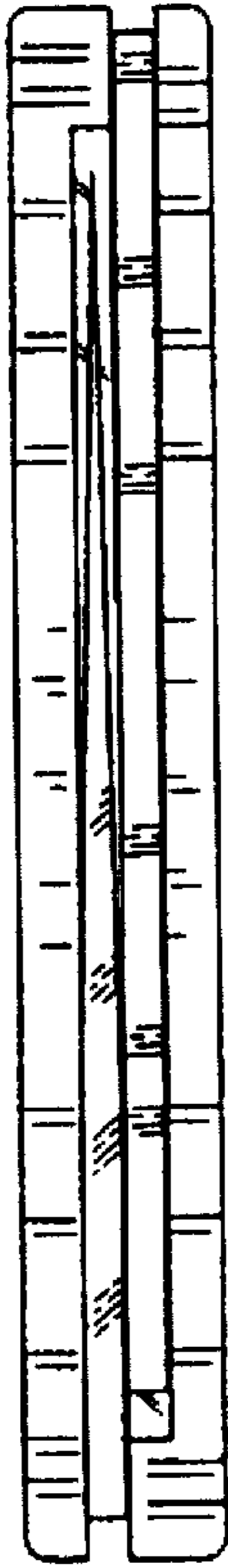


Fig. 9

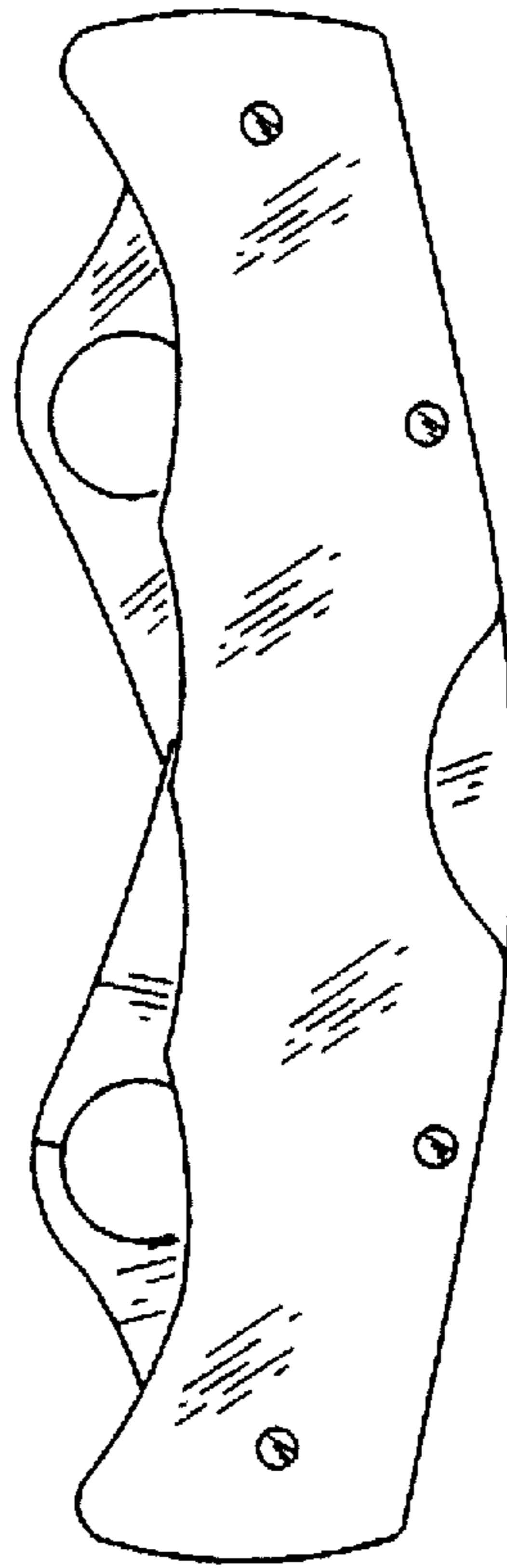


Fig. 10

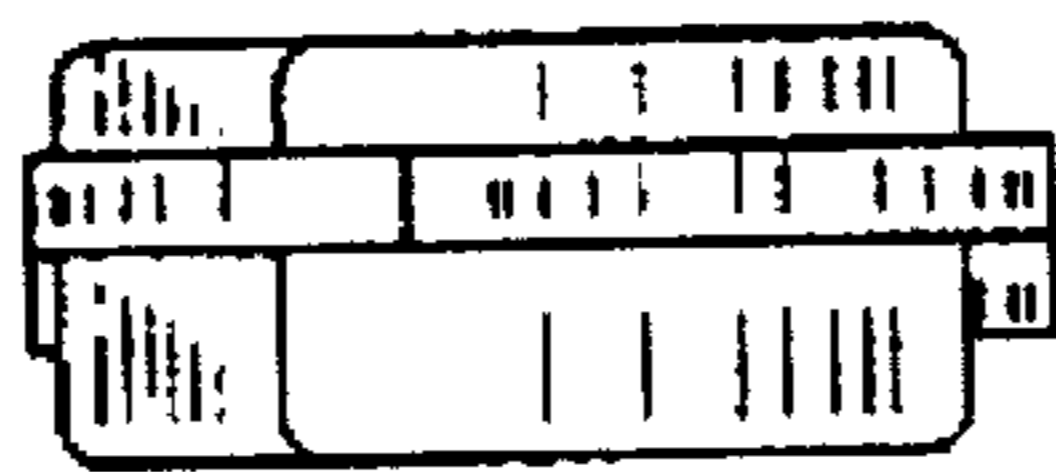


Fig. 12

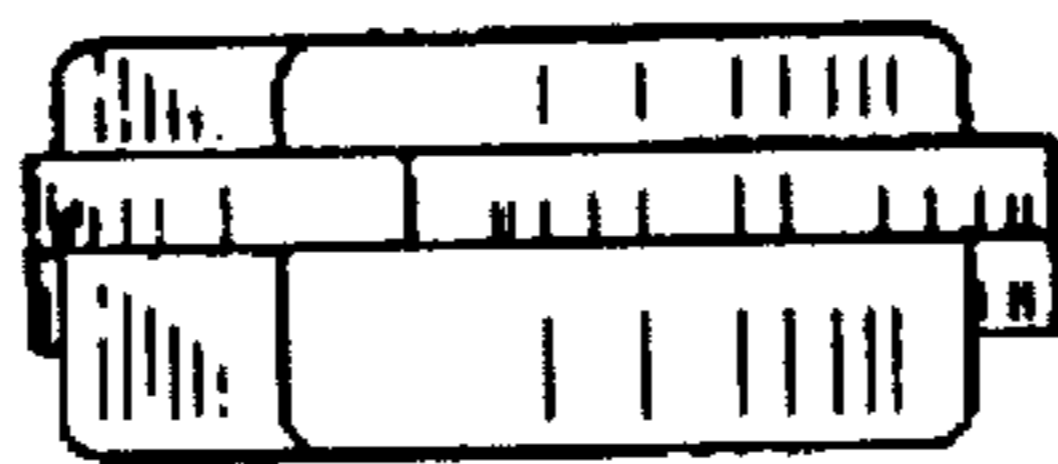


Fig. 11