



US00D391464S

United States Patent [19]
Barre et al.

[11] **Patent Number: Des. 391,464**
[45] **Date of Patent: **Mar. 3, 1998**

[54] **POCKET KNIFE**

[75] **Inventors: Bertrand Barre, Limonest; Francis LePage, Lyons, both of France**

[73] **Assignee: Barre Inst. of Research & Design Sarl, Limonest, France**

[**] **Term: 14 Years**

[21] **Appl. No.: 55,060**

[22] **Filed: May 30, 1996**

[30] **Foreign Application Priority Data**

Nov. 30, 1995 [FR] France 956591

[51] **LOC (6) Cl. 08-05**

[52] **U.S. Cl. D8/99**

[58] **Field of Search D8/98, 99; D22/118; 30/151, 152, 153, 154, 155, 156, 157, 158, 159, 160, 161**

[56] **References Cited**

U.S. PATENT DOCUMENTS

- D. 189,298 11/1960 Dowdy et al. D8/99
- D. 304,154 10/1989 Osterhout D8/99
- D. 306,393 3/1990 Malochet D8/99
- D. 347,375 5/1994 Sakai D8/99
- D. 355,106 2/1995 Yoshimoto D8/99
- D. 355,107 2/1995 Yoshimoto D8/99
- D. 356,723 3/1995 Sakai D8/99

D. 357,166 4/1995 Concati D8/99
4,893,409 1/1990 Poehlmann 30/155

Primary Examiner—Philip S. Hyder
Attorney, Agent, or Firm—Kokjer Kircher Bowman & Johnson

[57] **CLAIM**

The ornamental design for a pocket knife, as shown and described.

DESCRIPTION

FIG. 1 is a rear side perspective view of a pocket knife, the blade of the knife being in an unfolded position, showing our new design;

FIG. 2 is a front and side perspective view thereof, the blade of the knife being in a folded position;

FIG. 3 is a side elevational view thereof, the blade of the knife being in a folded position;

FIG. 4 is a side elevational view thereof of the side opposite to that shown in FIG. 3, the blade of the knife being in a folded position;


FIG. 5 is a side elevational view thereof, the blade of the knife being in an unfolded position;

FIG. 6 is a side elevational view thereof of the side opposite to that shown in FIG. 5;

FIG. 7 is a top plan view thereof, the blade of the knife being in a folded position; and,

FIG. 8 is a bottom plan view thereof, the blade of the knife being in a folded position.

1 Claim, 4 Drawing Sheets






Fig. 1.




Fig. 2.




Fig. 3.




Fig. 4.




Fig. 5.




Fig. 6.




Fig. 7.




Fig. 8.