



US00D391457S

United States Patent [19] Mason, III

[11] Patent Number: **Des. 391,457**
[45] Date of Patent: ****Mar. 3, 1998**

[54] **CUTLERY TOOL FOR POTATOES**

[75] Inventor: **William H. Mason, III**, St. Paul, Minn.

[73] Assignee: **Uncommon Conglomerates, Inc.**, St. Paul, Minn.

[**] Term: **14 Years**

[21] Appl. No.: **62,121**

[22] Filed: **Nov. 7, 1996**

[51] LOC (6) Cl. **07-06**

[52] U.S. Cl. **D7/693**

[58] Field of Search **D7/693, 696; 30/113.1, 30/316, 301, 315; D23/266; 138/89, 96 R, 156**

[56] **References Cited**

U.S. PATENT DOCUMENTS

D. 340,865	11/1993	Endre	D7/601 X
2,990,615	7/1961	Ohler	D7/693 X
4,310,969	1/1982	Cannizzaro et al.	30/113.1
4,507,866	4/1985	Rimmeir	30/316
4,949,459	8/1990	Noble	30/113.1
5,103,563	4/1992	Johnson	30/301

Primary Examiner—Terry A. Wallace

Attorney, Agent, or Firm—Anthony G. Eggink

[57] **CLAIM**

The ornamental design for a cutlery tool for potatoes, as shown and described.

DESCRIPTION

FIG. 1 is a side elevation view of a cutlery tool for potatoes showing my new design, the opposite side being a mirror image;

FIG. 2 is a front elevation view thereof;

FIG. 3 is a rear elevation view thereof;

FIG. 4 is a bottom plan view thereof;

FIG. 5 is a top plan view thereof;

FIG. 6 is a side elevation view of an alternate embodiment of FIG. 1, the opposite side being a mirror image;

FIG. 7 is a front elevation view of FIG. 6;

FIG. 8 is a rear elevation of view FIG. 6;

FIG. 9 is a bottom plan view of FIG. 6;

FIG. 10 is a top plan view of FIG. 6;

FIG. 11 is a side elevation view of an alternate embodiment of FIG. 1, the opposite side being a mirror image;

FIG. 12 is a front elevation view of FIG. 11;

FIG. 13 is a rear elevation view of FIG. 11;

FIG. 14 is a bottom plan view of FIG. 11; and,

FIG. 15 is a top plan view of FIG. 11.

1 Claim, 3 Drawing Sheets

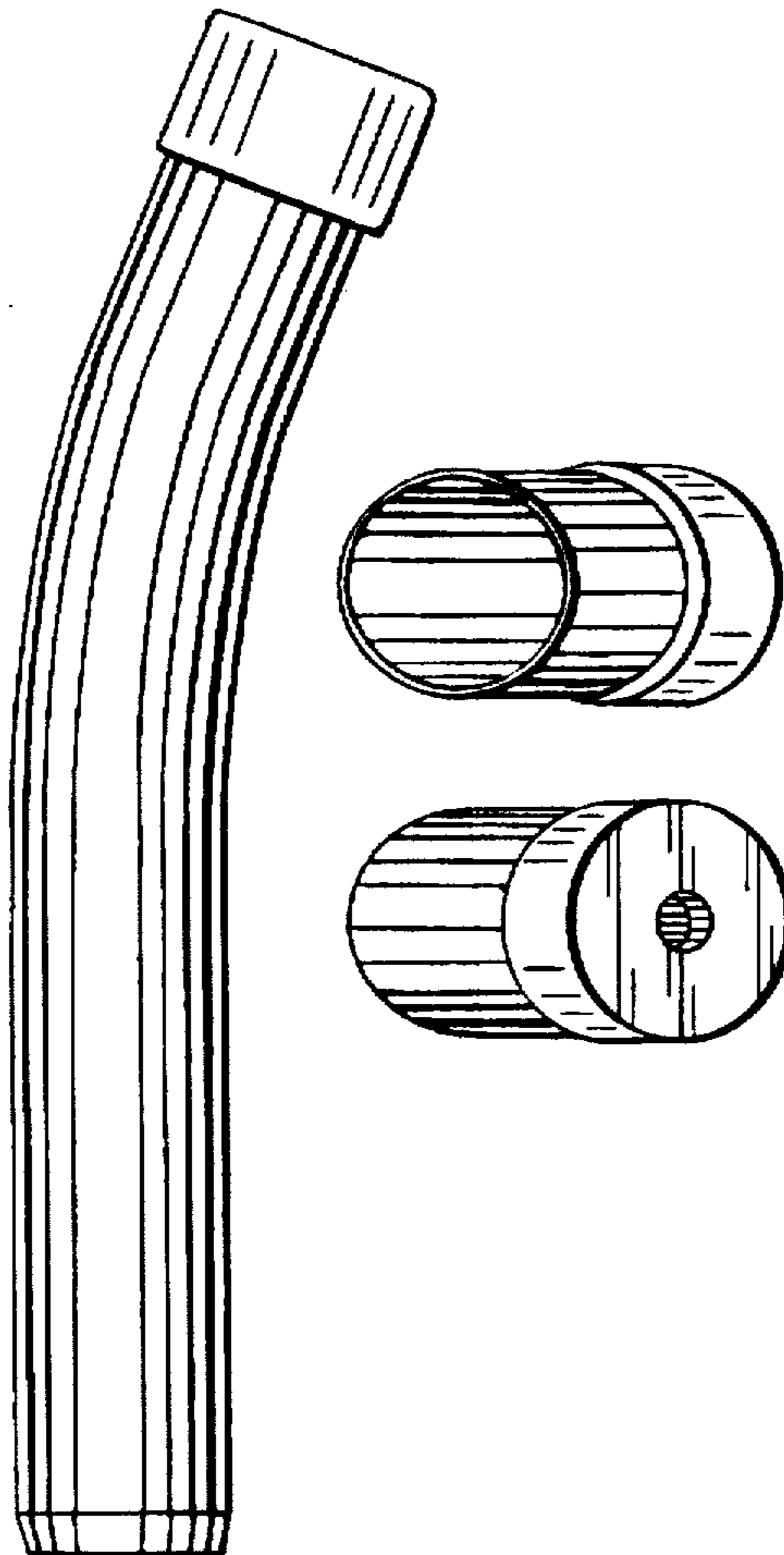




FIG. 1




FIG. 2




FIG. 3




FIG. 4

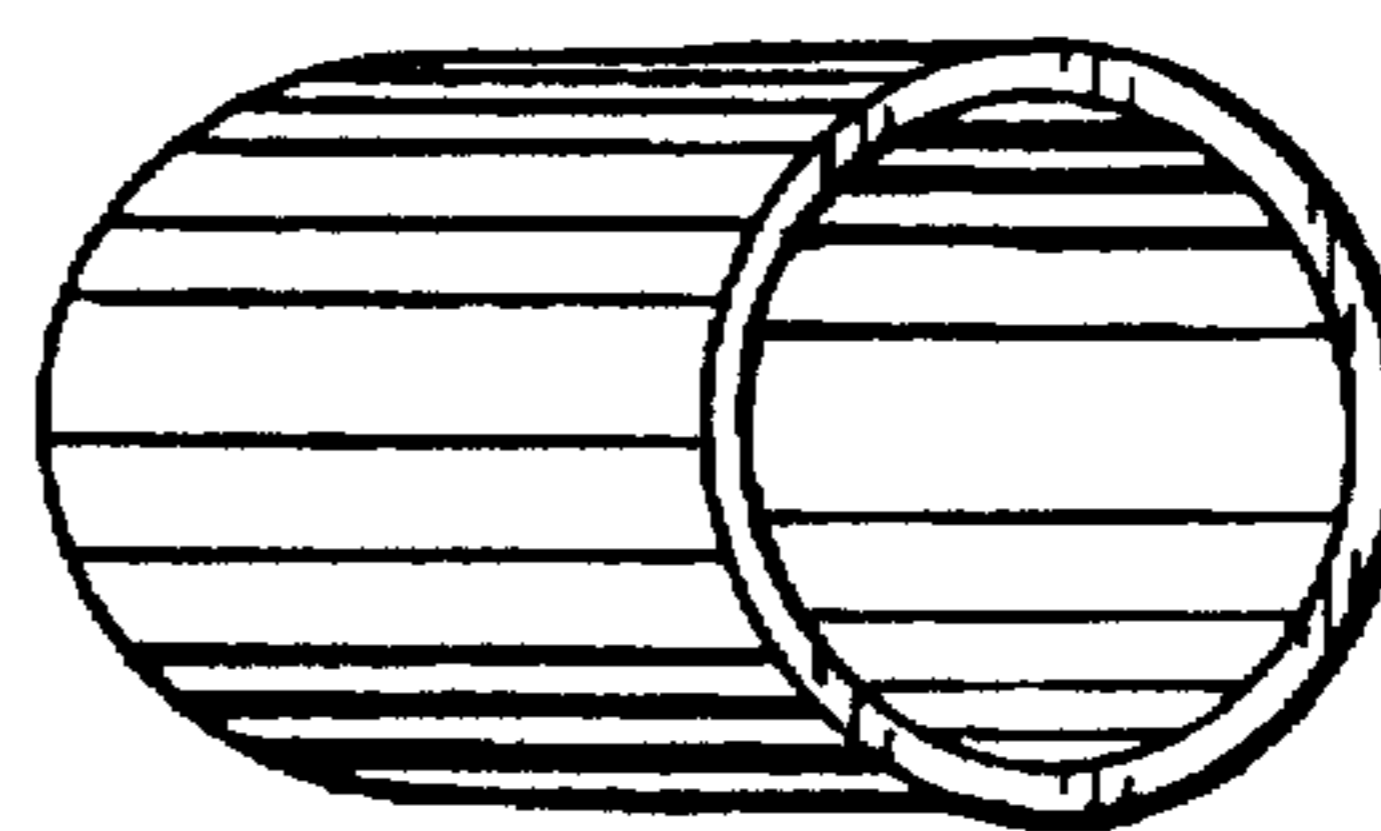


FIG. 5

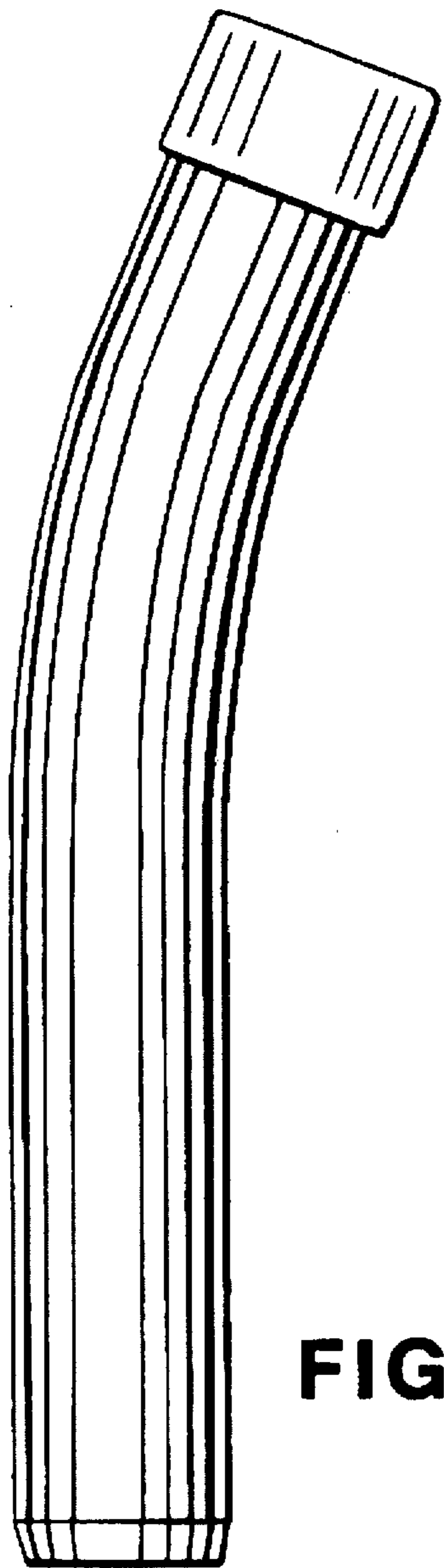


FIG. 6




FIG. 7




FIG. 8

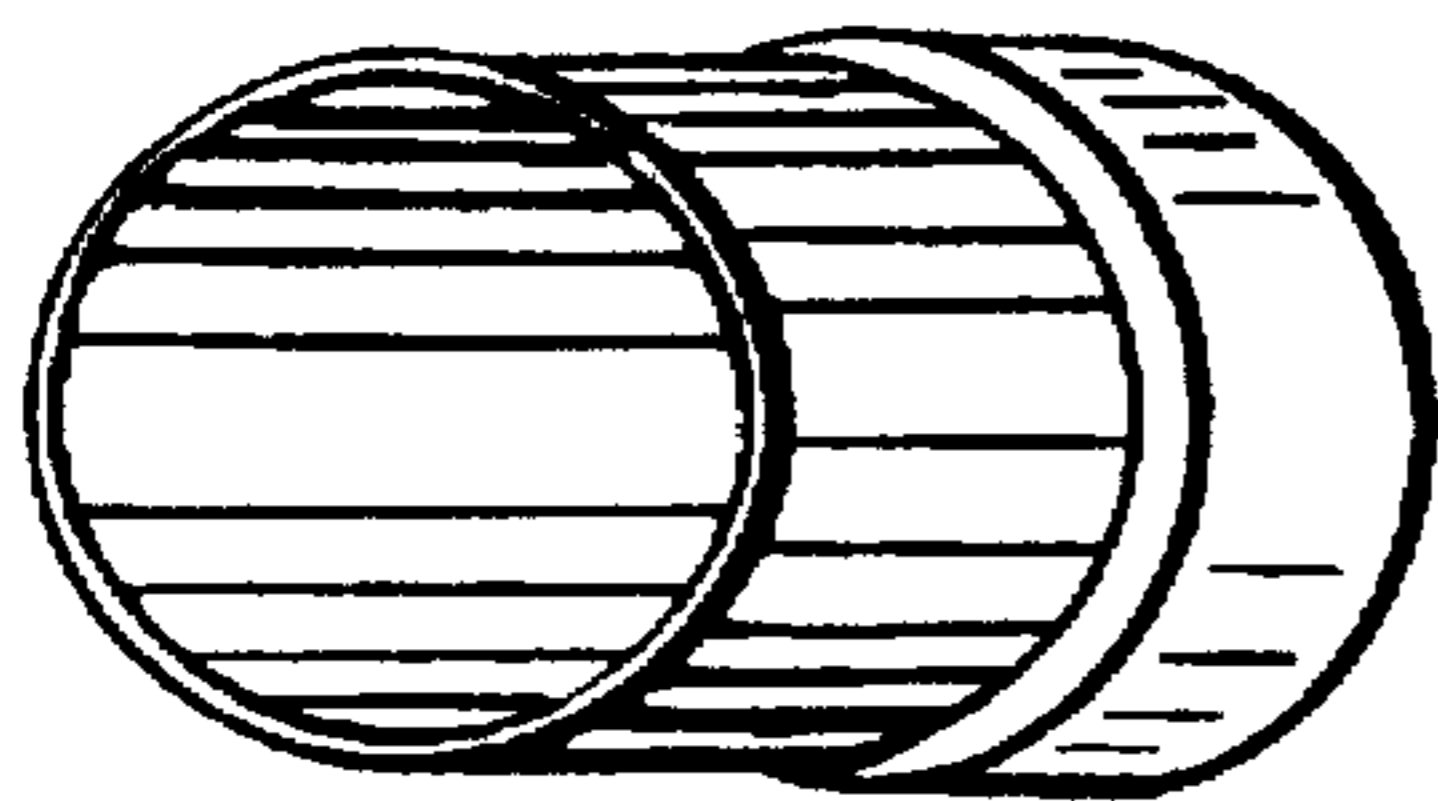


FIG. 9




FIG. 10



FIG. 11





FIG. 12 FIG. 13




FIG. 14

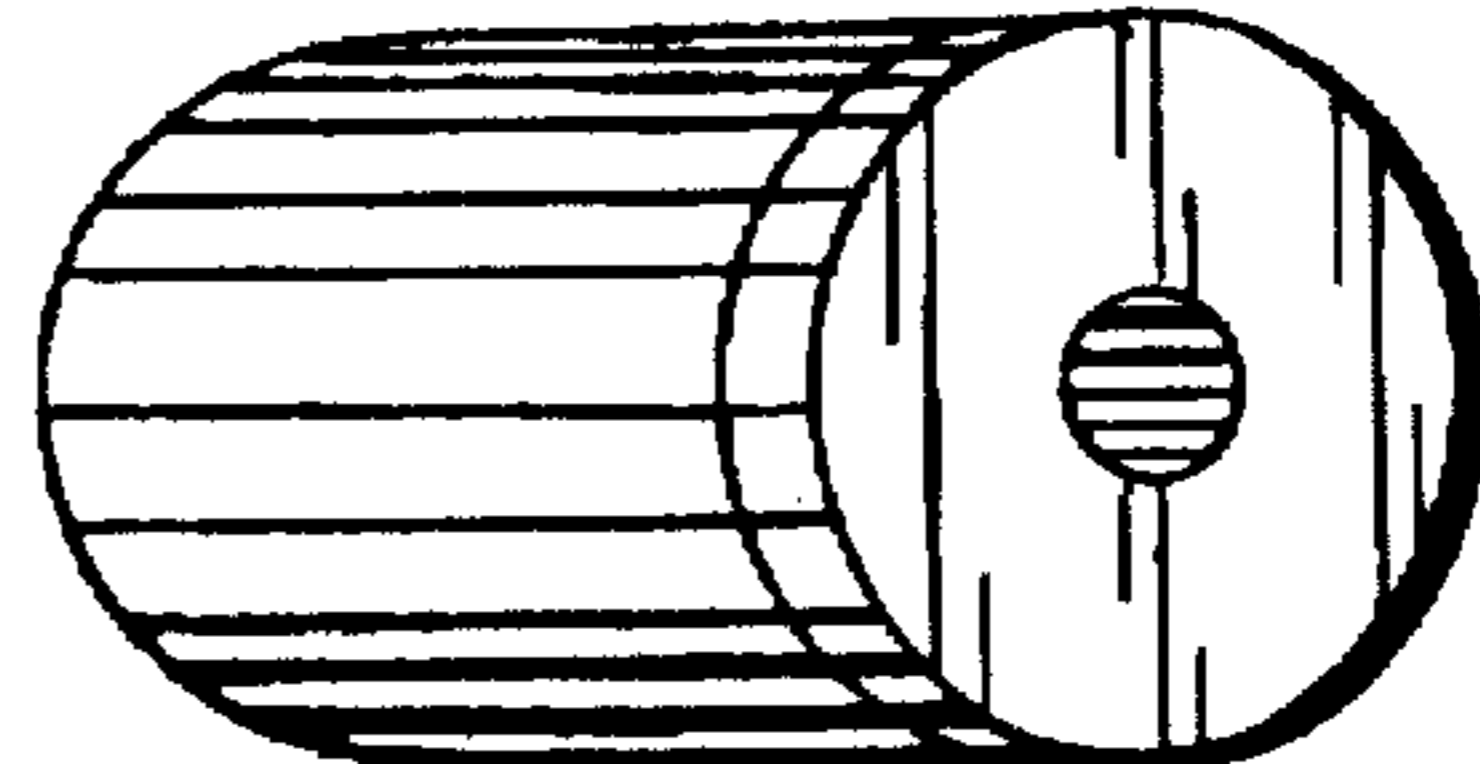


FIG. 15